

STATE OF INDIANA

INDIANA UTILITY REGULATORY COMMISSION

IN THE MATTER OF THE INDIANA UTILITY )  
REGULATORY COMMISSION'S INVESTIGATION )  
INTO THE IMPACTS OF THE TAX CUTS AND JOBS )  
ACT OF 2017 AND POSSIBLE RATE IMPLICATIONS ) CAUSE NO. 45032 S4  
UNDER PHASE 1 AND PHASE 2 FOR INDIANA )  
AMERICAN WATER COMPANY, INC )

OUCC PREFILED TESTIMONY

OF

EDWARD R. KAUFMAN, CRRA - PUBLIC'S EXHIBIT NO. 2


ON BEHALF OF THE

INDIANA OFFICE OF UTILITY CONSUMER COUNSELOR

June 18, 2018

Respectfully Submitted,

INDIANA OFFICE OF UTILITY CONSUMER COUNSELOR

  
Tiffany T. Murray, Atty. No. 28916-49  
Deputy Consumer Counselor

**CERTIFICATE OF SERVICE**

This is to certify that a copy of the foregoing *Office of Utility Consumer Counselor's Prefiled Testimony of Edward R. Kaufman, CRRA* has been served upon the following counsel of record in the captioned proceeding by electronic service on June 18, 2018.


Hillary J. Close  
Lauren M. Box  
**BARNES & THORNBURG LLP**  
11 South Meridian Street  
Indianapolis, Indiana 46204  
Email: [hillary.close@btlaw.com](mailto:hillary.close@btlaw.com)  
[lauren.box@btlaw.com](mailto:lauren.box@btlaw.com)

Todd A. Richardson  
Aaron A. Schmoll  
Joseph P. Rompala  
**LEWIS & KAPPES, P .C.**  
One American Square, Suite 2500  
Indianapolis, IN 46282  
Email: [TRichardson@lewis-kappes.com](mailto:TRichardson@lewis-kappes.com)  
[ASchmoll@lewis-kappes.com](mailto:ASchmoll@lewis-kappes.com)  
[JRompala@lewis-kappes.com](mailto:JRompala@lewis-kappes.com)

Nikki G. Shoultz  
Kristina Kern Wheeler  
J. Christopher Janak  
**BOSE MCKINNEY & EVANS LLP**  
111 Monument Circle, Suite 2700  
Indianapolis, Indiana 46204  
Email: [nshoultz@boselaw.com](mailto:nshoultz@boselaw.com)  
[cjanak@boselaw.com](mailto:cjanak@boselaw.com)  
[kwheeler@boselaw.com](mailto:kwheeler@boselaw.com)

*Courtesy Copies to:*  
**CAC**  
Jennifer A. Washburn  
Margo Tucker  
**CITIZENS ACTION COALITION**  
1915 West 18th Street, Suite C  
Indianapolis, IN 46202  
Email: [jwashburn@citact.org](mailto:jwashburn@citact.org)  
[mtucker@citact.org](mailto:mtucker@citact.org)

Robert M. Glennon  
Robert Glennon & Assoc., P.C.  
3697 N. Co. Rd. 500 E.  
Danville, IN 46122  
Email: [robertglennonlaw@gmail.com](mailto:robertglennonlaw@gmail.com)



Tiffany T. Murray  
Deputy Consumer Counselor

**INDIANA OFFICE OF UTILITY CONSUMER COUNSELOR**  
115 West Washington Street  
Suite 1500 South  
Indianapolis, IN 46204  
[infomgt@oucc.in.gov](mailto:infomgt@oucc.in.gov)  
317/232-2494 – Phone  
317/232-5923 – Facsimile

**TESTIMONY OF OUCC WITNESS EDWARD R. KAUFMAN, CRRA  
CAUSE NO. 45032 S-4  
INDIANA AMERICAN WATER COMPANY, INC.**

**I. INTRODUCTION**

1 **Q: Please state your name and business address.**

2 A: My name is Edward R. Kaufman, and my business address is 115 W. Washington  
3 St., Suite 1500 South, Indianapolis, IN 46204

4 **Q: By whom are you employed and in what capacity?**

5 A: I am employed by the Indiana Office of Utility Consumer Counselor ("OUCC") as  
6 the Water-Wastewater Division Assistant Director. My qualifications and  
7 experience are set forth in Appendix A.

8 **Q: Please describe the review and analysis you conducted to prepare your  
9 testimony.**

10 A: I reviewed the direct testimony, workpapers, and discovery responses presented by  
11 Indiana American Water Company, Inc. ("Indiana American" or "Respondent")  
12 related to its proposal in Phase 1 of this subdocket addressing the reduction of  
13 embedded income tax expense in current customer rates and charges. I also  
14 reviewed press releases and investor presentations stored on American Water  
15 Works Investor Relations web site.

16 **Q: What is Indiana American requesting in this subdocket?**

17 A: The Indiana Utility Regulatory Commission ("Commission") initiated this  
18 investigation to consider the impacts and resulting benefits from Tax Cuts and Jobs  
19 Act of 2017 ("TCJA") and how any resulting benefit should be realized by customers.  
20 Rather than propose rates that reflected the entire decrease in tax burden, Indiana

1 American requests Commission approval to *phase-in* the effects of the TCJA on  
2 the income tax expense reflected in its current rates and charges. Indiana American  
3 proposes to reduce its base rates such that 62.5% of the income tax reduction is  
4 reflected immediately upon issuance of an order, which it estimates to be  
5 approximately September 1, 2018. Indiana American further proposes that the  
6 remaining 37.5% tax reduction is reflected upon issuance of an Order in a base rate  
7 case it expects to file with the Commission in July 2018. In other words, Indiana  
8 American is proposing to defer 37.5% of the rate decrease that is due to its  
9 ratepayers from the reduction in income taxes from the TCJA until approximately  
10 May 2019. For simplicity's sake, I will refer to Indiana American's proposal as its  
11 "Phase 1 Deferral." Moreover, it bears noting that simply by seeking this  
12 subdocket, Indiana American has effectively deferred 100% of the rate decrease  
13 that is due its ratepayers from the reduction in income taxes until an order is issued  
14 in this Cause.

15 **Q: What is the purpose of your testimony?**

16 A: My testimony explains that Respondent's proposed Phase 1 Deferral in this  
17 subdocket is both unusual and unnecessary. While Mr. Watkins asserts the TCJA  
18 may exacerbate the cost of external capital for public utilities, Mr. Watkins has not  
19 provided testimony that explains how American Water or Indiana American are  
20 affected by the law. Moreover, to the extent Mr. Watsons' stated concerns are real  
21 and that they materially apply to Indiana American, deferring the rate decrease  
22 customers should realize is neither the only nor the best solution to address these  
23 concerns.

1           Furthermore, Indiana American does not provide meaningful testimony that  
2           its Phase 1 Deferral is in the public interest. While most of Mr. Watkins' testimony  
3           discusses the concerns of the TCJA that could take place in both Phase 1 and Phase  
4           2 of the Commission's investigation in this Cause, my testimony focuses only on  
5           Respondent's proposed Phase 1 Deferral.

6   **Q:    What is the OUCC's position with respect to Phase 1?**

7   A:    Indiana American should implement the full decrease to its rates as a result of the  
8           TCJA and not defer 32.5% of the Phase 1 decrease until it has received a rate order  
9           in its future rate case.

10 **Q:    Does your testimony include schedules and attachments?**

11 A:    Yes. I list my schedules and attachments in Appendix B

## 12           **II.   RESPONDENT SHOULD IMPLEMENT THE FULL TAX DECREASE**

12 **Q:    What is the estimated dollar impact of Indiana American's Phase 1 Deferral**  
13 **associated with the TCJA?**

14 A:    In response to OUCC Data Request No. 01-01, Indiana American estimated the  
15           annual impact of the reduction in the federal income tax rate is \$10,544,252<sup>1</sup>  
16           (Attachment ERK-1). Indiana American proposes to defer \$3,484,969<sup>2</sup> until an  
17           order is issued in its next rate case. The monthly impact of Respondent's Phase 1  
18           Deferral is that Indiana American's ratepayers will pay approximately \$290,414  
19           more each month ( $\$3,484,969 / 12 = \$290,414$ ) compared to reflecting the entire

---

<sup>1</sup> ( $\$10,544,252 / 12 = \$878,687.67$  per month)

<sup>2</sup> ( $\$10,544,252 - \$7,059,282 = \$3,484,969$ )

1 benefit of the TCJA. If the deferral is in place for 8 months, then the total cost of  
2 the deferral to Indiana American's ratepayers is \$2,323,313.<sup>3</sup>

3 **Q: Has Respondent already benefited from its proposed Phase 1 Deferral?**

4 A: Yes. Without this subdocket, this rate reduction should have gone into effect on  
5 May 1, 2018. By simply filing for a subdocket, even if its proposal is denied,  
6 Indiana American will defer 100% of the rate decrease that is due ratepayers from  
7 the reduction in income taxes from the TCJA until an order is issued in this  
8 subdocket. Indiana American's ratepayers will have been deprived all of the benefit  
9 of the TCJA during this time. As explained above, the annual impact of Indiana  
10 American's Phase 1 Deferral is \$10,544,252. Because 100% of the \$10,544,252 is  
11 deferred, the average monthly impact is \$878,687.

12 **Q: When do you anticipate Indiana American's customers will receive any benefit**  
13 **of Indiana American's reduced tax rates?**

14 A: While Respondent has estimated an order will be issued in this Cause on or near  
15 September 1, 2018, I anticipate it is more likely that an Order will be issued on or  
16 near October 1, 2018. Thus any benefits of the rate decrease that are due to  
17 ratepayers from the reduction in income taxes from the TCJA are not likely to occur  
18 before October 1, 2018. And based on Respondent's response to OUCC Data  
19 Request No. 01-01, I estimate that Indiana American will accumulate  
20 approximately \$4,393,438 (5 months \* 878,687.67) in revenues that should have  
21 been excluded from its rates starting in May.

---

<sup>3</sup> For purposes of this calculation, I have assumed an order in this case would be issued by October 1, 2018 and the Commission would issue an order in Indiana American's next rate case by May 1, 2019 (or a difference of eight months).

1 **Q: How would you characterize Indiana American's support for its proposal?**

2 A: Indiana American provides no analysis or testimony that reducing rates to reflect  
3 the decrease in the federal income tax rate will have negative cash flow implications  
4 specifically for Indiana American Water Company. Instead, Respondent provides  
5 vague discussions regarding how the TCJA affects public utilities in general.  
6 Depriving ratepayers of a rate reduction caused by the reduction of the income tax  
7 rate, a pass-through utility expense, should be considered only when specific harm  
8 has been adequately demonstrated.

9 Moreover, as discussed by OUCC witness Margaret Stull, most of Mr.  
10 Watkins' testimony relates to the impact of the TCJA that will take place in Phase  
11 2 of the subdocket and does not relate to the reduction in the federal income tax rate  
12 itself.

13 **Q: Does Mr. Watkins provide support for the proposition that immediately**  
14 **reducing Indiana American's rates will reduce Indiana American's internally**  
15 **generated funds, create a demand for greater external capital and exacerbate**  
16 **Indiana American's cost of external capital?**

17 A: No. Mr. Watkins speaks only in terms of public utilities in general. Respondent  
18 argues that reducing rates immediately will reduce internally generated funds,  
19 create a demand for greater external capital and exacerbate the cost of external  
20 capital for public utilities. But Mr. Watkins does not explain or provide support of  
21 these consequences for Indiana American. Mr. Watkins does not explain what facts  
22 cause Indiana American to be treated differently than the many other Indiana  
23 utilities that have allowed their customers to enjoy the economic benefits of the  
24 lower taxes secured by the TCJA. More specifically, Mr. Watkins did not provide

1 any analysis that Respondent's Phase 1 Deferral is necessary to alleviate asserted  
2 concerns regarding negative cash flow.

3 **Q: Has Respondent conducted any analysis on how its subdocket proposal will**  
4 **affect its credit metrics?**

5 A: No. In OUCC DR No. 01-17 (Attachment ERK-1), the OUCC asked Respondent  
6 to:

7 Please provide a copy of any analysis Petitioner has conducted to  
8 estimate the impact of its proposal in this Phase 1 subdocket on  
9 Indiana American's cash flow to debt metrics (as described on page  
10 17 of Mr. Watkins' testimony). If Excel was used, please provide a  
11 copy of the Excel spreadsheet with formulas intact.

12 Respondent replied as follows:

13 Indiana American has not conducted an analysis to estimate the  
14 impact of its proposal in this Phase 1 subdocket on Indiana  
15 American's cash flow to debt metrics (as described on page 17 of  
16 Mr. Watkins' testimony). Pages 16 and 17, are referring to a  
17 Moody's Report which was attached to the testimony as Attachment  
18 JMW-1.

19 The OUCC also asked Respondent similar questions in OUCC Data Request Nos.  
20 1-13, 14, 15 and 16 (Attachment ERK-1) regarding Indiana American's forecasted  
21 FFO / Debt ratios for 2018, 2019 and 2020 and its forecasted interest coverage  
22 ratios for 2018, 2019 and 2020. Respondent provided similar answers. Neither in  
23 testimony nor through discovery has Respondent provided any analysis explaining  
24 how failure to implement its proposed Phase 1 Deferral will cause it harm or  
25 negatively impact its credit metrics, thus justifying the basis to grant its proposal.  
26 Respondent has also failed to provide any analysis that its proposed Phase 1  
27 Deferral is necessary to address these concerns.



1 **Q: Why else do you believe Respondent's proposed relief is unnecessary and**  
2 **inappropriate?**

3 A: American Water Company's own press releases as well as analyst research describe  
4 American Water as being in good health. The recent press releases issued by  
5 Indiana American's parent, American Water, describe a company in sound  
6 financial health. On May 2, 2018, American Water issued a press release titled  
7 "American Water Reports First Quarter 2018 Results," proclaiming on the first  
8 page "We are off to a strong start this year with first quarter 2018 earnings per share  
9 up 13.5 percent compared to last year." The press release added "In the first quarter  
10 of 2018, net income from the Regulated Businesses was \$104 million, compared to  
11 \$94 million for the same period in 2017." (See Attachment ERK – 3, pages 1-2.)

12 Also, Value Line's recent one page report on American Water was positive,  
13 stating that "American Water Works' earnings and dividend growth prospects  
14 remain the most attractive in the water utility sector." (See Attachment ERK-5.)  
15 The report added "Even with the higher reliance on debt, however, American  
16 Water's finances should be adequate." American Water's June, 2018 presentation  
17 to investors (page 3) stated "Long-term growth expected in top half of 7-10%\* target  
18 EPS CAGR guidance through 2022 including Pivotal acquisition and tax reform."  
19 (emphasis added). The presentation also noted a "'A/A3' credit rating with strong  
20 balance sheet."

21 Moreover, both Indiana American and American Water Works are actively  
22 pursuing acquisitions. Indiana American has pending purchases for the water assets  
23 from Charlestown (\$13.4 million), Lake Station (\$20.4 million), and Sheridan  
24 (\$10.9 million – including wastewater assets). American Water projects to spend

1           \$600 million to \$1.2 billion in capital expenditures for regulated acquisitions over  
2           the next five years (Attachment ERK 4, page 3). An aggressive acquisition policy  
3           is not consistent with a company that is concerned about negative cash flows.

4           Mr. Watkins does not deny that the federal income tax has gone down to  
5           21% and that Indiana American's rates must be reduced as a result. But his  
6           testimony (See page 14 and 15) also alleges "strain" on "much-needed" cash flows.  
7           The tone of Mr. Watkins' testimony simply does not match up with these external  
8           releases and reports that do not reflect the same level of concern over Indiana  
9           American's financial health and credit security.

10   **Q: If reducing base rates to reflect the new 21% corporate income tax rate were**  
11   **materially harmful to Respondent's credit metrics, what other actions besides**  
12   **deferring a rate reduction to its captive ratepayers could Respondent**  
13   **undertake to mitigate such harm?**

14   A: While Respondent expresses concerns about a reduced cash flow that would be  
15   alleviated by its Phase I Deferral and quotes from a Moody's report arguing that  
16   the TCJA will put downward pressure on American Water Works' ("AWK") credit  
17   metrics, on April 20<sup>th</sup>, 2018, American Water announced it had increased its  
18   quarterly dividend by almost 10.0%.<sup>4</sup> The cost of AWK's increase in dividends is  
19   more than \$28.5 million per year.<sup>5</sup>

20           AWK's proposal to increase dividends by almost 10% demonstrates AWK  
21   can afford a large increase to shareholders and that AWK is not worried about

---

<sup>4</sup> Specifically, American Water increased its quarterly dividends from 41.5 cents per share to 45.5 cents per share (4 cents per share on a quarterly basis or 16 cents per share on an annual basis). (Attachments ERK 2, 3, 4, and 5).

<sup>5</sup> According to Value Line (Attachment ERK 5), American Water had approximately 178.44 million shares of common stock in 2017.

1 downward pressure on credit metrics caused by the TCJA and any material increase  
2 in its cost of capital. In its April 20, 2018 press release, American Water stated as  
3 follows (Attachment ERK 2).

4 American Water is committed to all of our stakeholders—  
5 shareholders, customers, employees and communities. We continue  
6 to pay dividends to our owners that are aligned with our financial  
7 performance, while at the same time continue robust investment in  
8 our systems to ensure clean, safe, reliable and affordable water  
9 services for our customers and communities," said Susan Story,  
10 president and CEO of American Water.

11 As AWK increases its dividends, Indiana American will likely be called upon to  
12 increase the dividends it pays to AWK. Making increased dividend payments to  
13 AWK also puts downward pressure on Indiana American's credit metrics. And yet,  
14 Indiana American seeks corrective action in this Cause that results in refunding less  
15 than what ratepayers are owed to help stabilize its credit metrics in response to the  
16 TCJA. Indiana American has the responsibility of taking appropriate internal steps,  
17 such as a smaller dividend increase, before it subjects its ratepayers to higher rates  
18 by deferring rate reductions that should take place as a result of a lower federal tax  
19 expense.

### III. CONCLUSION

20 **Q: Please summarize your testimony.**

21 **A:** While Respondent expresses concern about how the TCJA exacerbates the cost of  
22 external capital, it has not provided or even conducted any specific company  
23 analysis that shows how its proposed relief in this subdocket is necessary to mitigate  
24 its expressed concerns. In fact, most of Respondent's testimony is devoted to  
25 concerns that relate to Phase 2 and high level observations about the impact of the

1 TCJA on the entire utility industry. Moreover, rather than taking internal action to  
2 mitigate any concern about the effect of the TCJA, Respondent's parent company  
3 has increased its annual dividends by almost 10.0%. Finally, by simply initiating  
4 this subdocket, Respondent will accrue approximating \$4.4 million in deferred cash  
5 flow benefits (even if its proposal is denied), while it proposes to defer an additional  
6 \$2.3 million in cash flow benefits. Indiana American is asking its ratepayers to  
7 bear the burden of unnecessarily high rates without demonstrating that a deferral of  
8 the tax refund is necessary and without taking any internal actions to mitigate the  
9 alleged harm.

10 **Q: What are your conclusions?**

11 A: Indiana American's expressed concerns about how the TCJA exacerbates the cost  
12 of external capital, does not justify deferring a reduction in rates to its ratepayers.

13 **Q: Does this conclude your testimony?**

14 A: Yes.

**APPENDIX A**

1 **Q: Please describe your educational background and experience.**

2 A: I graduated from Bentley College in Waltham, Massachusetts, with a Bachelor's  
3 degree in Economics & Finance and an Associate's degree in Accounting. Before  
4 attending graduate school, I worked as an escheatable property accountant at State  
5 Street Bank and Trust Company in Boston, Massachusetts. I was awarded a  
6 graduate fellowship to attend Purdue University where I earned a Master's of  
7 Science degree in Management with a concentration in finance.

8 I was hired as Utility Analyst in the Economics and Finance Division of the  
9 OUCC in October 1990. Since then, my primary areas of responsibility have been  
10 in utility finance, utility cost of capital, and regulatory policy. I was promoted to  
11 Principal Utility Analyst in August 1993 and to Assistant Chief of Economics and  
12 Finance in July 1994. As part of an agency-wide reorganization in July 1999, my  
13 position was reclassified as Lead Financial Analyst within the Rates/Water/Sewer  
14 Division. In October 2005, I was promoted to Assistant Director of the  
15 Water/Wastewater Division. In October 2012, I was promoted to Chief Technical  
16 Advisor. I have participated in numerous conferences and seminars regarding  
17 utility regulation and financial issues. I was awarded the professional designation  
18 of Certified Rate of Return Analyst (CRRA) by the Society of Utility and  
19 Regulatory Financial Analysts (SURFA). This designation is awarded based upon  
20 experience and the successful completion of a written examination. In April 2012,  
21 I was elected to SURFA's Board of Directors and continue to serve on SURFA's  
22 Board.

1 **Q: Have you previously testified before the Indiana Utility Regulatory**  
2 **Commission?**

3 A: Yes. I have testified before the Indiana Utility Regulatory Commission ("IURC"  
4 or "Commission") in a number of different cases and issues. I have testified in  
5 water, wastewater, natural gas, telecommunication and electric utility cases. While  
6 my primary areas of responsibility have been in cost of equity, utility financing, fair  
7 value, utility valuation and regulatory policy, I have provided testimony on  
8 trackers, guaranteed performance contracts, declining consumption adjustments,  
9 and other issue.

1

**APPENDIX B**

- 2 Attachment ERK - 1 Is a copy of Respondent's reply to OUCC Data Request questions  
3 1, 3, and 6-16.
- 4 Attachment ERK - 2 Is a copy of a press release by American Water Works, issued on  
5 April 20<sup>th</sup>, 2018, titled: American Water Increases Quarterly  
6 Dividend by 9.6%.
- 7 Attachment ERK - 3 Is a copy of a press release by American Water Works, issued on  
8 May 2<sup>nd</sup>, 2018, titled: American Water Reports First Quarter 2018  
9 Results.
- 10 Attachment ERK - 4 Is a copy of pages 3, 5, 10, 15, 19 and 28 from American Water  
11 Works June 2018, Investor Presentation.
- 12 Attachment ERK - 5 Is a copy of Value Line's quarterly report on American Water, dated  
13 April 13, 2018.

**AFFIRMATION**

I affirm, under the penalties for perjury, that the foregoing representations are true.

  
\_\_\_\_\_

By: Edward R. Kaufman

Cause No. 45032 S4

Indiana Office of

Utility Consumer Counselor

  
\_\_\_\_\_

Date:



OUCG 01-001

**DATA INFORMATION REQUEST**  
**Indiana-American Water Company**  
**Cause No. 45032 S4**

**Information Requested:**

As of the end of each month in 2018, what was the balance in Indiana American's regulatory liability that they established for excess income taxes it collected in 2018?

- a. Please explain how Indiana-American calculated each month's balance.
- b. Please state each component of the regulatory liability, including the amount associated with Indiana-American's protected excess ADIT amortization.

**Information Provided:**

The balance of Indiana American's regulatory liability for each month that relates to revenue recorded in 2018 based on excess income taxes is presented below. These amounts exclude any ADIT remeasurement and amortizations discussed in part b.

January 2018 - \$884,064  
February 2018 - \$1,809,765  
March 2018 - \$2,728,482  
April 2018 - \$3,582,465

- a. Each month's balance was calculated by establishing a percentage of revenue and applying it each month's applicable revenue. The percentage of revenue represents the decrease in the 2018 income tax rate in the revenue requirement utilized in authorizing the current month tariff rates. There was a percentage of revenue rate established for general rates and a percentage of revenue rate established for DSIC surcharge rate.
  - General Rates – TCJA Percentage of Revenue – The -5.0809% percentage of revenue established for general rates was developed from amounts provided in this Cause 45032. Indiana American developed -\$10,544,252 of less revenue and divided it by \$207,529,092 of authorized revenue from Cause 44450. The -5.0809% percentage of revenue was applied to revenue recorded from January 3, 2018 forward.
  - DSIC – TCJA Percentage of Revenue – The -9.94% percentage of revenue established for the DSIC surcharge rate was developed by calculating a change in the pre-tax rate of return related to income tax rate change of -1.208731%. The change in pre-tax rate of return of -1.208731% was then

applied to the authorized DSIC 9 & 10 rate base of \$96,755,387 from Cause 42351. The calculated result of -\$1,169,512 is then divided by the authorized revenues of \$11,767,724 for DSIC 9 & 10. The DSIC percentage of revenue was only applied to revenue from January 3, 2018 to March 13, 2018. Cause 42351 DSIC 11, which incorporated the 2018 income tax rate change, was approved and effective on March 14, 2018.

- b. The amounts provided above include only the revenue collected in 2018 related to the excess income tax expense. It does not include any amortization (protected or unprotected) of the remeasurement of prior deferred taxes.

The Company, upon close of its 2017 financials, remeasured its deferred taxes to 21% as required by GAAP. The SEC recognizes though, by issuing SAB 118, that companies may not be able to fully calculate an actual amount but that it may be an estimate, and provides a year to refine the amount. The Company is still in the process of determining what piece of the remeasurement is protected and unprotected. The Company believes per the normalization rules in the tax code, that it needs to use ARAM to calculate the amortization of the remeasurement. In order to do that, the Company needs to update its systems to handle that and that will take some time. This will be discussed more in testimony for Phase 2 of this proceeding.

OUCC 01-003

**DATA INFORMATION REQUEST**  
**Indiana-American Water Company**  
**Cause No. 45032 S4**

**Information Requested:**

Page 2 of the "Investor Fact Sheet" on American Water's website lists companies that provide Analyst Coverage of American Water. Please provide copies of the current opinion from the following analysts listed on American Water Company's fact sheet: "Argus Analyst", Janey Montgomery Scott, Merrill Lynch, and Wells Fargo Securities.

**Objections:**

Respondent objects on the grounds and to the extent the Request seeks information that is confidential and proprietary information of third parties. Indiana American is not at liberty to provide the requested reports. The research firms that write these reports make them available to the public for a fee. Respondent further objects on the grounds and to the extent that the information is equally available to the OUCC as it is to Respondent.

**Information Provided:**

See objections.

OUCG 01-006

**DATA INFORMATION REQUEST**  
**Indiana-American Water Company**  
**Cause No. 45032 S4**

**Information Requested:**

For each of the last three years, please state Indiana American's payout ratio to its parent company. Please provide the inputs to make each calculation to determine the payout ratio.

**Information Provided:**

|                                | For Year Ended December 31, |              |              |
|--------------------------------|-----------------------------|--------------|--------------|
|                                | <u>2017</u>                 | <u>2016</u>  | <u>2015</u>  |
| Common Dividends               | \$25,776,316                | \$28,369,175 | \$25,940,942 |
| Net Income Available to Common | \$39,610,585                | \$32,579,212 | \$35,314,556 |
| Payout Ratio                   | 65.07%                      | 87.08%       | 73.46%       |

Indiana American's common dividends are calculated based on net income to common stock earned during a twelve month period ending September 30 and are paid quarterly in arrears. For example, the dividend paid on December 29, 2017 was based on net income for the quarter ended September 30, 2017. Each quarterly dividend payment is approximately 75% of the net income earned in the previous quarter. Thus, net income earned during a calendar is not likely to match the net income used to calculate dividend payments during that calendar year.

OUCG 01-007

**DATA INFORMATION REQUEST**  
**Indiana-American Water Company**  
**Cause No. 45032 S4**

**Information Requested:**

Does Indiana American have a target payout ratio to its parent company? What is that target payout ratio?

**Information Provided:**

Yes, the target payout ratio is approximately 75% of annual net income to common stock, subject to any restrictions contained in loan agreements, indentures, regulatory orders, charters, or relevant state or federal tax laws. The calculation of the dividend is based on net income to common stock earned during a twelve month period ending September 30 and is paid quarterly in arrears.

OUCG 01-008

**DATA INFORMATION REQUEST**  
**Indiana-American Water Company**  
**Cause No. 45032 S4**

**Information Requested:**

Does Indiana American intend to decrease its target payout ratio in response to potential weakening credit quality from the Tax Cuts and Jobs Act of 2017 ("TCJA")?

**Information Provided:**

At this time Indiana American does not anticipate decreasing its target payout ratio in response to the TCJA of 2017.

No. OUCC 01-009.

**DATA INFORMATION REQUEST**  
**Indiana-American Water Company**  
**Cause No. 45032 S4**

**Information Requested:**

Please describe any plans American Water Company (“AWK”) has to issue common equity during the next three calendar years 2018-2020.

**Information Provided:**

Under our five-year capital plan (2018-2022), AWK does not expect to issue common equity under normal operating conditions.

OUCG 01-010

**DATA INFORMATION REQUEST**  
**Indiana-American Water Company**  
**Cause No. 45032 S4**

**Information Requested:**

Please describe any plans AWK has to infuse common equity to Indiana American during the next three calendar years 2018-2020.

**Information Provided:**

Indiana-American's current planned common equity infusions from AWK for 2018-2020 are as follows:

| <u>Year</u> | <u>Amount</u> |
|-------------|---------------|
| 2018        | \$40 million  |
| 2019        | \$30 million  |
| 2020        | \$10 million  |



**OUCC 01-011**

**DATA INFORMATION REQUEST**  
**Indiana-American Water Company**  
**Cause No. 45032 S4**

**Information Requested:**

Does Indiana American have a target debt to equity ratio? If yes, what is the target debt to equity ratio? Please explain your answer.

**Information Provided:**

Yes. Indiana-American considers the appropriate mix of debt, preferred stock and common equity appropriate for its capital structure. The determination of whether to issue equity or debt, and the type of debt, is made by Indiana American based on its capital structure objectives and on capital market conditions at the time the security is to be issued. To check the reasonableness of the target equity ratio, Indiana American evaluates the equity ratios of market-traded water utilities ("proxy group"). It is reasonable to assume that the proxy group firms have a business risk profile approximating that of Indiana American, and would manage their capital structures based on that level of business risk.

Indiana American's target equity ratio is currently in the range of 54% to 57%, which is consistent with the average of the proxy group. The average equity ratio of the proxy group was 54.83% at December 31, 2017, and is projected by Value Line to be 54.19% at December 31, 2018. Indiana American's target equity ratio will support the Company's goals of attracting capital at a reasonable cost and maintaining financial stability.

OUCG 01-012

**DATA INFORMATION REQUEST**  
**Indiana-American Water Company**  
**Cause No. 45032 S4**

**Information Requested:**

Does Indiana American intend to decrease its target debt to equity ratio in response to potential weakening credit quality from the TCJA?

**Information Provided:**

At this time Indiana American does not anticipate decreasing its target debt to equity ratio in response to the TCJA of 2017.

OUCG 01-013

**DATA INFORMATION REQUEST**  
**Indiana-American Water Company**  
**Cause No. 45032 S4**

**Information Requested:**

Has Indiana American forecasted its interest coverage ratio for 2018, 2019 and 2020 under the Company's proposed treatment? If yes, what are the Company's forecasted debt service coverage ratios for each year? Please provide the figures used for any calculations. If Excel was used, please provide a copy of the Excel spreadsheet with formulas intact.

**Information Provided:**

No, Indiana American has not forecasted its interest coverage ratio for 2018, 2019 and 2020 under the Company's proposed treatment.

OUCG 01-014

**DATA INFORMATION REQUEST**  
**Indiana-American Water Company**  
**Cause No. 45032 S4**

**Information Requested:**

Has Indiana American forecasted its interest coverage ratio for 2018, 2019 and 2020 assuming the Company's proposed treatment is not accepted by the Commission? If yes, what are the Company's forecasted debt service coverage ratios for each year? Please provide the figures used for any calculations. If Excel was used, please provide a copy of the Excel spreadsheet with formulas intact

**Information Provided:**

No, Indiana American has not forecasted its interest coverage ratio for 2018, 2019 and 2020 assuming the Company's proposed treatment is not accepted by the Commission.

OUCG 01-015

**DATA INFORMATION REQUEST**  
**Indiana-American Water Company**  
**Cause No. 45032 S4**

**Information Requested:**

Has Indiana American forecasted its FFO / Debt ratio for 2018, 2019 and 2020 under the Company's proposed treatment? If yes, what are the Company's forecasted debt service coverage ratios for each year? Please provide the figures used for any calculations. If Excel was used, please provide a copy of the Excel spreadsheet with formulas intact.

**Information Provided:**

No, Indiana American has not forecasted its FFO / Debt ratio for 2018, 2019 and 2020 under the Company's proposed treatment.

OUCG 01-016

**DATA INFORMATION REQUEST**  
**Indiana-American Water Company**  
**Cause No. 45032 S4**

**Information Requested:**

Has Indiana American forecasted its FFO / Debt ratio for 2018, 2019 and 2020 assuming the Company's proposed treatment is not accepted by the Commission? If yes, what are the Company's forecasted debt service coverage ratios for each year? Please provide the figures used for any calculations. If Excel was used, please provide a copy of the Excel spreadsheet with formulas intact.

**Information Provided:**

No, Indiana American has not forecasted its FFO / Debt ratio for 2018, 2019 and 2020 assuming the Company's proposed treatment is not accepted by the Commission.

OUCG 01-017

**DATA INFORMATION REQUEST**  
**Indiana-American Water Company**  
**Cause No. 45032 S4**

**Information Requested:**

Please provide a copy of any analysis Petitioner has conducted to estimate the impact of its proposal in this Phase 1 sub-docket on Indiana American's cash flow to debt metrics (as described on page 17 of Mr. Watkins' testimony). If Excel was used, please provide a copy of the Excel spreadsheet with formulas intact.

**Information Provided:**

Indiana American has not conducted an analysis to estimate the impact of its proposal in this Phase 1 sub-docket on Indiana American's cash flow to debt metrics (as described on page 17 of Mr. Watkins' testimony). Pages 16 and 17, are referring to a Moody's Report which was attached to the testimony as Attachment JMW-1.



[Print page](#) [Email page](#) [Download PDF](#)  
[« Previous Release](#) | [Next Release »](#)

## American Water Increases Quarterly Dividend by 9.6%

*The company has increased its dividend every year since IPO in 2008*

VOORHEES, N.J.--(BUSINESS WIRE)-- American Water Works Company, Inc. (NYSE: AWK) announced today that its board of directors increased its quarterly cash dividend payment from 41.5 cents to 45.5 cents per share, a 9.6 percent increase. The company has increased its dividend every year since its IPO in April 2008.

The increased payment is consistent with American Water's dividend practice, which is to link dividend increases to earnings per share growth and target a payout ratio between 50 to 60 percent of net income.

"American Water is committed to all of our stakeholders—shareholders, customers, employees and communities. We continue to pay dividends to our owners that are aligned with our financial performance, while at the same time continue robust investment in our systems to ensure clean, safe, reliable and affordable water services for our customers and communities," said Susan Story, president and CEO of American Water.

The increased dividend will be payable on June 1, 2018, to all stockholders of record as of May 11, 2018.

American Water offers a dividend reinvestment and direct stock purchase plan called American Water Stock Direct, which enables stockholders to reinvest cash dividends and purchase additional shares of American Water common stock without any brokerage commissions or service charges. Stockholders and other persons may obtain a copy of the Plan prospectus and an enrollment form by contacting American Stock Transfer & Trust Company ("AST") at 888-556-0423, visiting AST's website at [www.amstock.com](http://www.amstock.com), contacting American Water's Investor Relations department at 877-310-7174 or by visiting the Investor Relations webpage located at [ir.amwater.com](http://ir.amwater.com).

This press release shall not constitute an offer to sell or the solicitation of an offer to buy any securities. The offer is being made solely through the Plan prospectus.

### About American Water

With a history dating back to 1886, American Water is the largest and most geographically diverse U.S. publicly traded water and wastewater utility company. The company employs more than 6,900 dedicated professionals who provide regulated and market-based drinking water, wastewater and other related services to an estimated 15 million people in 46 states and Ontario, Canada. American Water provides safe, clean, affordable and reliable water services to our customers to make sure we keep their lives flowing. For more information, visit [amwater.com](http://amwater.com) and follow American Water on [Twitter](#), [Facebook](#) and [LinkedIn](#).

[Click here to subscribe to Mobile Alerts for American Water.](#)

View source version on [businesswire.com](http://businesswire.com): <https://www.businesswire.com/news/home/20180420005464/en/>

American Water Works Company, Inc.  
Edward Vallejo  
Vice President, Investor Relations  
856-566-4005  
[edward.vallejo@amwater.com](mailto:edward.vallejo@amwater.com)  
or  
Maureen Duffy  
Vice President, Communications and Federal Affairs  
856-309-4546  
[maureen.duffy@amwater.com](mailto:maureen.duffy@amwater.com)

Source: American Water Works Company, Inc.

News Provided by Acquire Media

[Close window](#) | [Back to top](#)





May 2, 2018

## American Water Reports First Quarter 2018 Results

- First quarter 2018 diluted earnings per share (GAAP) \$0.59 compared to \$0.52 in the first quarter of 2017
- Strong results in both the Regulated Businesses and the Market-Based Businesses
- Increased quarterly dividend by 9.6 percent to 45.5 cents per diluted common share
- Company affirms 2018 earnings guidance range of \$3.22 to \$3.32 per diluted share

VOORHEES, N.J.--(BUSINESS WIRE)-- American Water Works Company, Inc. (NYSE: AWK) today reported results for the quarter ended March 31, 2018.

"We are off to a strong start this year with first quarter 2018 earnings per share up 13.5 percent compared to last year. Our first quarter results demonstrate that American Water employees continue to grow our business through the consistent execution of our strategies," said Susan Story, president and CEO of American Water. "Reflecting the company's strong performance, the Board of Directors approved a 9.6 percent increase in our quarterly dividend to 45.5 cents per share, marking the sixth year in a row that the dividend increases at or above the top of the long-term EPS compound annual growth range.

"During the quarter, we saw growth in both our Regulated and Market-Based Businesses. We invested \$343 million to better serve our customers and added approximately 5,200 customers to date through closed acquisitions and organic growth. We also recently announced our agreement to acquire the Alton, Illinois Regional Wastewater System," added Story. "Our employees have lived, worked and served water in this great city for over 140 years and we welcome these 23,000 new wastewater customers when we close, expected in the first quarter of 2019.

"In our Market-Based Businesses, we recently announced the acquisition of Pivotal Home Solutions, a leading provider of home warranty protection products and services that is highly complementary to our Homeowner Services Group. We have been in this business for 16 years, and we are excited to welcome the great men and women of Pivotal into the American Water family upon close of the transaction expected in the second quarter."

### Consolidated Results

In the first quarter 2018, income from continuing operations increased \$0.07 per diluted share compared to the prior year. Net income from the Regulated Businesses increased \$0.05 per diluted share or 9.4 percent from an increase in authorized revenue driven by capital investments, acquisitions and organic growth. Net income from the Market-Based Businesses increased \$0.03 per diluted share, primarily from stronger results in the Homeowner Services Group, compared to the prior year and the Parent decreased \$0.01 per diluted share from the lower tax shield on interest expense.

For the first three months of 2018, the company made capital investments of approximately \$343 million, including \$302 million dedicated primarily to improving infrastructure in the Regulated Businesses, and \$8 million for regulated acquisitions. American Water plans to invest in the range of \$1.9 billion to \$2.1 billion, including the acquisition of Pivotal Home Solutions ("Pivotal"), across its footprint in 2018, with the majority dedicated to providing safe, clean and reliable service to its customers.

On April 11, 2018, AWE entered into an agreement to acquire all of the capital stock of Pivotal from a Southern Company subsidiary. Pivotal is a leading provider of home warranty protection products and services, operating in 18 states with approximately 1.2 million customer contracts. The purchase price is approximately \$365 million, including an estimated \$7 million of working capital. This transaction, which is subject to obtaining regulatory consents and approvals and the satisfaction of other customary closing conditions, is expected to close in the second quarter of 2018 and be financed with approximately 50% debt and 50% equity. American Water entered into an equity forward transaction that substantially eliminates future equity market price risk, while mitigating immediate share dilution resulting from the transaction until funds are needed in connection with the closing of the acquisition.

### Regulated Businesses

In the first quarter of 2018, net income in the Regulated Businesses was \$104 million, compared to \$94 million for the same period in 2017. Regulated revenue increased \$7 million driven by a \$39 million increase from additional authorized revenue and surcharges to support infrastructure investments, acquisitions, and organic growth; partially offset by \$32 million of deferred revenue resulting from the lower federal tax rate under the Tax Cut and Jobs Act ("TCJA") that is estimated to be refunded to customers. This increase was partially offset by higher O&M expense of \$19 million which includes higher production expense of \$6 million due to purchased water price and usage increases in our California subsidiary and the remaining \$13 million is to support regulated acquisition growth and higher main breaks from the harsh frigid weather conditions across several regulated states. In addition, depreciation expense increased \$5 million from infrastructure investment growth. Income taxes were lower by \$22 million from the lower federal tax rate under the TCJA.

Through May 2, 2018, the company received additional annualized revenues of approximately \$95 million from general rate cases and approximately \$15 million from infrastructure surcharges. The company is awaiting final orders for general rate cases in three states for a total annualized revenue request of approximately \$165 million, adjusted for certain impacts of the TCJA. The extent to which requested rate increases will be granted by the applicable regulatory agencies will vary.

For the 12-month period ended March 31, 2018, the company's adjusted regulated O&M efficiency ratio (a non-GAAP financial measure) improved to 35.6 percent, compared to 36.6 percent for the 12-month period ended March 31, 2017. For period-to-period comparability purposes, both of these ratios present the estimated impact of the TCJA on operating revenues for the Regulated Businesses on a pro forma basis, as if the lower federal corporate income tax rate was in effect for these periods. By reducing O&M expense as a proportion of revenue, American Water is able to make investments in needed capital improvements without significantly impacting customer bills.

### **Market-Based Businesses**

In the first quarter of 2018, net income in the Market-Based Businesses was \$12 million, compared to \$7 million for the same period in 2017. The increase was primarily driven by growth in the Homeowner Services Group through customer growth and cost management and the impact of the lower federal income tax rate under the TCJA.

On April 11, 2018, American Water announced the signing of an agreement to acquire Pivotal Home Solutions, which is the home warranty business owned by Southern Company subsidiary Southern Gas. With this acquisition, Homeowner Services will be the second largest provider of utility home warranty products in the United States. In addition, the highly complementary acquisition strengthens American Water's platform for cross selling products and organic growth.

### **Dividends**

On Apr. 20, 2018, American Water's board of directors declared a quarterly cash dividend payment of \$0.455 per share of common stock, payable on Jun. 1, 2018, to all stockholders of record as of May 11, 2018.

### **2018 Earnings Guidance**

American Water has affirmed its 2018 earnings guidance to a GAAP range of \$3.22 - \$3.32 per diluted share. The company's earnings forecasts are subject to numerous risks and uncertainties, including, without limitation, those described under "Forward-Looking Statements" below and under "Risk Factors" in its annual and quarterly reports filed with the Securities and Exchange Commission ("SEC").

### **Non-GAAP Financial Measures**

This press release includes a presentation of the adjusted Regulated O&M efficiency ratio, which, in addition to the pro forma adjustment for the impact of the TCJA, excludes from its calculation estimated purchased water revenues and purchased water expenses, the impact of certain Freedom Industries, Inc. chemical spill settlement activities recognized in 2016 and 2017, the impact of the company's adoption of Accounting Standard Update 2017-07 related to net periodic pension and post-retirement benefit costs for 2016, 2017 and 2018, and the allocable portion of non-O&M support services costs, mainly depreciation and general taxes. This item constitutes a "non-GAAP financial measure" under SEC rules. This item is derived from American Water's consolidated financial information but is not presented in its financial statements prepared in accordance with GAAP. This non-GAAP financial measure supplements and should be read in conjunction with the company's GAAP disclosures and should not be considered an alternative to any GAAP measure.

Management believes that the presentation of this measure is useful to investors because it provides a means of evaluating the company's operating performance without giving effect to items that are not reflective of management's ability to increase efficiency of the company's regulated operations. In preparing operating plans, budgets and forecasts, and in assessing historical performance, management relies, in part, on trends in the company's historical results, exclusive of estimated revenues and expenses related to purchased water, the Freedom Industries chemical spill settlement activities

and the allocable portion of non-O&M support services costs. The company's definition of this metric may not be comparable to the same or similar measures used by other companies, and, accordingly, this non-GAAP financial measure may have significant limitations on its use.

Set forth in this release is a table that reconciles each of the components used to calculate adjusted O&M efficiency ratio to the most directly comparable GAAP financial measure.

### **First Quarter 2018 Earnings Conference Call**

The first quarter 2018 earnings conference call will take place on Thursday, May 3, 2018, at 9 a.m. Eastern Daylight Time. Interested parties may listen to the conference call over the Internet by logging on to the Investor Relations page of the company's website at <https://amwater.com>. Presentation slides that will be used in conjunction with the earnings conference call will also be made available online. The company recognizes its website as a key channel of distribution to reach public investors and as a means of disclosing material non-public information to comply with its obligations under SEC Regulation FD.

Following the earnings conference call, an audio archive of the call will be available through May 10, 2018. U.S. callers may access the audio archive toll-free by dialing 1-877-344-7529. International callers may listen by dialing 1-412-317-0088. The access code for replay is 10119526. The online webcast will be available at American Water's investor relations homepage at <http://ir.amwater.com> through June 3, 2018. After that, the archived webcast will be available for one year at <http://ir.amwater.com>.

### **About American Water**

With a history dating back to 1886, American Water is the largest and most geographically diverse U.S. publicly-traded water and wastewater utility company. The company employs more than 6,900 dedicated professionals who provide regulated and market-based drinking water, wastewater and other related services to an estimated 15 million people in 46 states and Ontario, Canada. More information can be found by visiting [amwater.com](http://amwater.com).

### **Cautionary Statement Concerning Forward-Looking Statements**

Certain statements in this press release including, without limitation, 2018 earnings guidance, the outcome of pending acquisition activity and estimated revenues from rate cases and other government agency authorizations, are forward-looking statements within the meaning of the safe harbor provisions of the Private Securities Litigation Reform Act of 1995 and the Federal securities laws. In some cases, these forward-looking statements can be identified by words with prospective meanings such as "intend," "plan," "estimate," "believe," "anticipate," "expect," "predict," "project," "propose," "assume," "forecast," "outlook," "future," "pending," "goal," "objective," "potential," "continue," "seek to," "may," "can," "will," "should" and "could" and or the negative of such terms or other variations or similar expressions. These forward-looking statements are predictions based on American Water's current expectations and assumptions regarding future events. They are not guarantees or assurances of any outcomes, financial results of levels of activity, performance or achievements, and readers are cautioned not to place undue reliance upon them. The forward-looking statements are subject to a number of estimates and assumptions, and known and unknown risks, uncertainties and other factors. Actual results may differ materially from those discussed in the forward-looking statements included in this press release as a result of the factors discussed in the Company's Annual Report on Form 10-K for the year ended Dec. 31, 2017, and subsequent filings with the SEC, and because of factors such as: the decisions of governmental and regulatory bodies, including decisions to raise or lower rates; the timeliness and outcome of regulatory commissions' actions concerning rates, capital structure, authorized return on equity, capital investment, permitting, and other decisions; changes in laws, governmental regulations and policies, including environmental, health and safety, water quality, and public utility and tax regulations and policies, and impacts resulting from U.S., state and local elections; potential costs and liabilities of American Water for environmental laws and similar matters resulting from, among other things, water and wastewater service provided to customers, including, for example, water management solutions focused on customers in the shale natural gas exploration and production market; the outcome of litigation and similar government actions, including matters related to the Freedom Industries chemical spill in West Virginia, and the preliminarily approved global class action settlement related to this chemical spill; weather conditions, and events, climate change patterns, and natural disasters, including drought or abnormally high rainfall, strong winds, coastal and intercoastal flooding, earthquakes, landslides, hurricanes, tornadoes, wildfires, electrical storms and solar flares; changes in customer demand for, and patterns of use of, water, such as may result from conservation efforts; its ability to appropriately maintain current infrastructure, including its operational and information technology ("IT") systems, and manage the expansion of its business; its ability to obtain permits and other approvals for projects; changes in its capital requirements; its ability to control operating expenses and to achieve efficiencies in its operations; the intentional or unintentional acts of a third party, including contamination of its water supplies or water provided to its customers; exposure or infiltration of its critical infrastructure, operational technology and IT systems, including the disclosure of sensitive or confidential information contained therein, through physical or cyber-attacks or other disruptions; its ability to obtain adequate and cost-effective supplies of chemicals, electricity, fuel, water and other raw materials that are needed for its

operations; its ability to successfully meet growth projections and capitalize on growth opportunities, including its ability to, among other things, acquire and integrate water and wastewater systems into its regulated operations and enter into contracts and other agreements with, or otherwise obtain, new customers in its Market-based Businesses; cost overruns relating to improvements in or the expansion of its operations; its ability to maintain safe work sites; risks and uncertainties associated with contracting with the U.S. government, including ongoing compliance with applicable government procurement and security regulations; changes in general economic, political, business and financial market conditions; access to sufficient capital on satisfactory terms and when and as needed to support operations and capital expenditures; fluctuations in interest rates; restrictive covenants in or changes to the credit ratings on its current or future debt that could increase its financing costs or funding requirements or affect its ability to borrow, make payments on debt or pay dividends; fluctuations in the value of benefit plan assets and liabilities that could increase its financing costs and funding requirements; changes in Federal or state income, general and other tax laws, including tax reform, the availability of tax credits and tax abatement programs, and the ability to utilize its U.S. and state net operating loss carryforwards; migration of customers into or out of its service territories; the use by municipalities of the power of eminent domain or other authority to condemn its systems; difficulty in obtaining, or the inability to obtain, insurance at acceptable rates and on acceptable terms and conditions; its ability to retain and attract qualified employees; labor actions including work stoppages and strikes; the incurrence of impairment charges related to American Water's goodwill or other assets; civil disturbances, terrorist threats or acts, or public apprehension about future disturbances or terrorist threats or acts; the impact of new accounting standards or changes to existing standards; obtaining regulatory consents and approvals required to complete, and satisfying other conditions to the closing of, the acquisition of Pivotal Home Solutions; the timing of the closing of the acquisition; our ability to finance the purchase price of this acquisition; the occurrence of the benefits and synergies expected or predicted to occur as a result of the completion of the acquisition; unexpected costs, liabilities or delays associated with the acquisition or the integration of the business, operations and employees; the timing and method of settlement of the forward sale agreements; and the amount and intended use of proceeds that may be received from the settlement of the forward sale agreements.

These forward-looking statements are qualified by, and should be read together with, the risks and uncertainties set forth above and the risk factors included in the company's annual and quarterly SEC filings, and readers should refer to such risks, uncertainties and risk factors in evaluating such forward-looking statements. Any forward-looking statements speak only as of the date of this press release. The company does not have or undertake any obligation or intention to update or revise any forward-looking statement, whether as a result of new information, future events, changed circumstances or otherwise, except as otherwise required by the Federal securities laws. Furthermore, it may not be possible to assess the impact of any such factor on the company's businesses, either viewed independently or together, or the extent to which any factor, or combination of factors, may cause results to differ materially from those contained in any forward-looking statement. The foregoing factors should not be construed as exhaustive.

**American Water Works Company, Inc. and Subsidiary Companies**  
**Consolidated Statements of Operations (Unaudited)**  
*(In millions, except share and per share data)*

|  | For the Three Months Ended<br>March 31, |        |
|--|---|--------|
|  | 2018                                    | 2017   |
| Operating revenues                             | \$ 761                                  | \$ 756 |
| Operating expenses:                            |   |        |
| Operation and maintenance                      | 347                                     | 334    |
| Depreciation and amortization                  | 129                                     | 124    |
| General taxes                                  | 70                                      | 68     |
| Gain on asset dispositions and purchases       | (2)                                     | —      |
| Total operating expenses, net                  | 544                                     | 526    |
| Operating income                               | 217                                     | 230    |
| Other income (expense):                        |   |        |
| Interest, net                                  | (84)                                    | (85)   |
| Non-operating benefit costs, net               | 3                                       | (3)    |
| Other, net                                     | 4                                       | 3      |
| Total other income (expense)                   | (77)                                    | (85)   |
| Income before income taxes                     | 140                                     | 145    |
| Provision for income taxes                     | 34                                      | 52     |
| Net income attributable to common stockholders | \$ 106                                  | \$ 93  |

Basic earnings per share:

|  |         |         |
|--|---------|---------|
| Net income attributable to common stockholders | \$ 0.60 | \$ 0.52 |
| Diluted earnings per share:                    |         |         |
| Net income attributable to common stockholders | \$ 0.59 | \$ 0.52 |
| Weighted-average common shares outstanding:    |         |         |
| Basic  | 178     | 178     |
| Diluted  | 179     | 179     |
| Dividends declared per common share            | \$ —    | \$ —    |

**American Water Works Company, Inc. and Subsidiary Companies**  
**Consolidated Balance Sheets (Unaudited)**  
*(In millions, except share and per share data)*

|   | March 31, 2018   | December 31, 2017 |
|---|------------------|-------------------|
| <b>ASSETS</b>                               |                  |                   |
| Property, plant and equipment               | \$ 21,995        | \$ 21,716         |
| Accumulated depreciation                    | (5,518)          | (5,470)           |
| Property, plant and equipment, net          | 16,477           | 16,246            |
| Current assets:                             |                  |                   |
| Cash and cash equivalents                   | 55               | 55                |
| Restricted funds                            | 26               | 27                |
| Accounts receivable, net                    | 273              | 272               |
| Unbilled revenues                           | 188              | 212               |
| Materials and supplies                      | 42               | 41                |
| Other                                       | 145              | 113               |
| Total current assets                        | 729              | 720               |
| Regulatory and other long-term assets:      |                  |                   |
| Regulatory assets                           | 1,062            | 1,061             |
| Goodwill                                    | 1,379            | 1,379             |
| Other                                       | 81               | 76                |
| Total regulatory and other long-term assets | 2,522            | 2,516             |
| <b>Total assets</b>                         | <b>\$ 19,728</b> | <b>\$ 19,482</b>  |

**American Water Works Company, Inc. and Subsidiary Companies**  
**Consolidated Balance Sheets (Unaudited)**  
*(In millions, except share and per share data)*

|   | March 31,<br>2018 | December 31,<br>2017 |
|---|-------------------|----------------------|
| <b>CAPITALIZATION AND LIABILITIES</b>   |                   |                      |
| Capitalization:   |                   |                      |
| Common stock (\$0.01 par value, 500,000,000 shares authorized, 182,723,455 and 182,508,564 shares issued, respectively) | \$ 2              | \$ 2                 |
| Paid-in-capital   | 6,438             | 6,432                |
| Accumulated deficit   | (617)             | (723)                |
| Accumulated other comprehensive loss  | (75)              | (79)                 |
| Treasury stock, at cost (4,683,156 and 4,064,010 shares, respectively)  | (297)             | (247)                |
| Total common stockholders' equity   | 5,451             | 5,385                |
| Long-term debt  | 6,396             | 6,490                |
| Redeemable preferred stock at redemption value  | 7                 | 8                    |
| Total long-term debt  | 6,403             | 6,498                |
| Total capitalization  | 11,854            | 11,883               |
| Current liabilities:  |                   |                      |
| Short-term debt   | 1,183             | 905                  |
| Current portion of long-term debt   | 421               | 322                  |
| Accounts payable  | 133               | 195                  |

|   |                  |                  |
|---|------------------|------------------|
| Accrued liabilities                                     | 495              | 630              |
| Taxes accrued   | 64               | 33               |
| Interest accrued  | 84               | 73               |
| Other   | 159              | 167              |
| <b>Total current liabilities</b>                        | <b>2,539</b>     | <b>2,325</b>     |
| Regulatory and other long-term liabilities:             |                  |                  |
| Advances for construction                               | 265              | 271              |
| Deferred income taxes, net                              | 1,585            | 1,551            |
| Deferred investment tax credits                         | 22               | 22               |
| Regulatory liabilities                                  | 1,673            | 1,664            |
| Accrued pension expense                                 | 390              | 384              |
| Accrued post-retirement benefit expense                 | 39               | 40               |
| Other   | 74               | 66               |
| <b>Total regulatory and other long-term liabilities</b> | <b>4,048</b>     | <b>3,998</b>     |
| Contributions in aid of construction                    | 1,287            | 1,276            |
| Commitments and contingencies                           |                  |                  |
| <b>Total capitalization and liabilities</b>             | <b>\$ 19,728</b> | <b>\$ 19,482</b> |

**American Water Works Company, Inc. and Subsidiary Companies**  
**Adjusted Regulated Operation and Maintenance Efficiency Ratio (A Non-GAAP, unaudited measure)**

*In millions*

| (Dollars in millions)  | For the Twelve Months Ended<br>March 31, |          |
|--|--|----------|
|  | 2018                                     | 2017     |
| Total operation and maintenance expenses                             | \$ 1,388                                 | \$ 1,493 |
| Less:  |  |          |
| Operation and maintenance expenses—Market-Based Businesses           | 329                                      | 361      |
| Operation and maintenance expenses—Other                             | (48)                                     | (44)     |
| Total operation and maintenance expenses—Regulated Businesses        | 1,107                                    | 1,176    |
| Less:  |  |          |
| Regulated purchased water expenses                                   | 131                                      | 122      |
| Allocation of non-operation and maintenance expenses                 | 30                                       | 28       |
| Impact of Freedom Industries settlement activities (a)               | (22)                                     | 65       |
| Impact of adoption of ASU 2017-07 (b)                                | 6  | 5        |
| Adjusted operation and maintenance expenses—Regulated Businesses (i) | \$ 962                                   | \$ 956   |
| Total operating revenues   | \$ 3,362                                 | \$ 3,315 |
| Less:  |  |          |
| Pro forma adjustment for impact of the TCJA (c)                      | 129                                      | 163      |
| Total pro forma operating revenues                                   | 3,233                                    | 3,152    |
| Less:  |  |          |
| Operating revenues—Market-Based Businesses                           | 419                                      | 440      |
| Operating revenues—Other   | (22)                                     | (21)     |
| Total pro forma operating revenues—Regulated Businesses              | 2,836                                    | 2,733    |
| Less:  |  |          |
| Regulated purchased water revenues (d)                               | 131                                      | 122      |
| Adjusted pro forma operating revenues—Regulated Businesses (ii)      | \$ 2,705                                 | \$ 2,611 |
| Adjusted O&M efficiency ratio—Regulated Businesses (i) / (ii)        | 35.6 %                                   | 36.6 %   |

NOTE The adjusted O&M efficiency ratio previously reported for the twelve months ended March 31, 2017 was 34.6%, which did not include the adjustments for the items discussed in footnotes (b) and (c) below.

(a) Includes the impact of the binding global agreement in principle to settle claims in 2016 and a settlement with one of our

general liability insurance carriers in 2017.

- (b) Includes the impact of the Company's adoption of ASU 2017-07, Compensation - Retirement Benefits (Topic 715): Improving the Presentation of Net Periodic Pension Cost and Net Periodic Post-retirement Benefit, on January 1, 2018.
- (c) Includes the estimated impact of the TCJA on operating revenues for our Regulated Businesses for all periods presented prior to January 1, 2018, as if the lower federal income tax rate was in effect for these periods.
- (d) The calculation assumes regulated purchased water revenues approximate regulated purchased water expenses.

[Click here to subscribe to Mobile Alerts for American Water.](#)

View source version on [businesswire.com](https://www.businesswire.com): <https://www.businesswire.com/news/home/20180502006769/en/>

American Water  
Edward Vallejo  
Vice President, Investor Relations  
856-566-4005  
[edward.vallejo@amwater.com](mailto:edward.vallejo@amwater.com)

or  
Maureen Duffy  
Vice President, Communications and Federal Affairs  
856-309-4546  
[maureen.duffy@amwater.com](mailto:maureen.duffy@amwater.com)

Source: American Water

News Provided by Acquire Media





# Why Invest in American Water

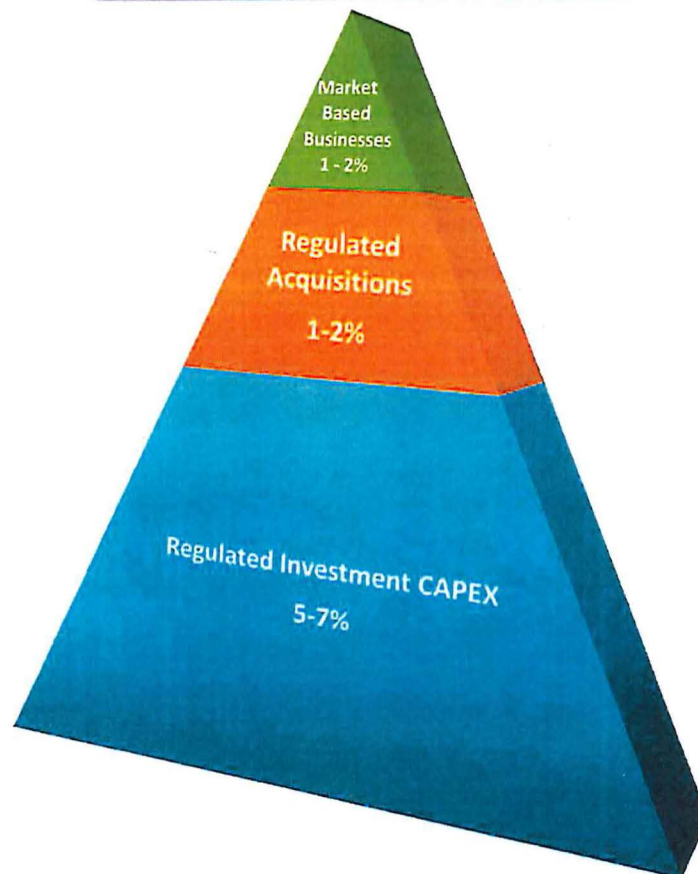
|  |   |
|--|---|
|  <p><b>Clear, Transparent<br/>Story into the<br/>Future</b></p> | <ul style="list-style-type: none"><li>✓ Decades of infrastructure investment needed</li><li>✓ Fragmented national water and wastewater landscape</li><li>✓ Line of sight to \$8.4-\$9.0 billion of 5 year capex (includes Pivotal acquisition)</li><li>✓ Capital-light MBB leverages core competencies, generates cash</li></ul>  |
|  <p><b>Demonstrated<br/>Execution of<br/>Strategy</b></p>       | <ul style="list-style-type: none"><li>✓ Five year TSR of 175%</li><li>✓ Long-term growth expected in top half of 7-10%* target EPS CAGR guidance through 2022 including Pivotal acquisition and tax reform</li><li>✓ "A/A3" credit rating with strong balance sheet</li><li>✓ Continuing to be more efficient in both O&amp;M and capital costs</li><li>✓ Leader in water quality and R&amp;D</li></ul> |
|  <p><b>Low Risk,<br/>Regulated<br/>Water Utility</b></p>       | <ul style="list-style-type: none"><li>✓ Multi-decade capital deployment needed</li><li>✓ Hundreds of water projects per year reducing risk of single projects</li><li>✓ Multiple state regulatory jurisdictions reduce both weather and regulatory risks</li><li>✓ Enabling legislation and mechanism to support regulated investment</li></ul>   |
|  <p><b>Commitment<br/>to Shareholders</b></p>                 | <ul style="list-style-type: none"><li>✓ Six year dividend growth CAGR of ~10%</li><li>✓ Guided to 2018-2022 Dividend Growth at top end of 7-10%* EPS growth CAGR</li><li>✓ A leading investment in Environmental, Social Responsibility and Governance factors</li></ul>  |

\* Anchored off of 2016 Adjusted EPS (a non-GAAP measure)

June 2018

# American Water Long-term Outlook

2018 - 2022 Plan  
7-10%\* EPS CAGR



## Long-term Highlights

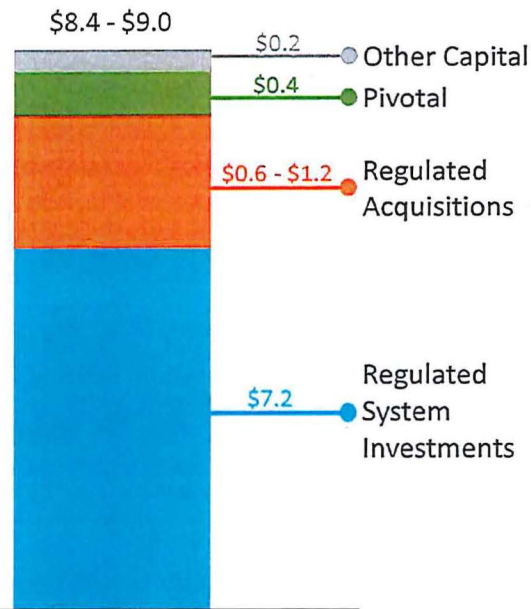
- Expected to deliver in top half of **7-10%\*** target EPS CAGR guidance through 2022 including Pivotal acquisition and tax reform
- Affirming estimated **\$8.4 - \$9.0** billion (including Pivotal acquisition) five year capital investment with continued focus on customer affordability
- Continuing our focus on **improving O&M Efficiency** through technology, supply chain, and cost management
- Growing our dividend** at high end of targeted long-term 7 – 10%\* EPS CAGR\*\*
- Affirming our on-going position that **no new equity** is required under normal operating conditions

\* Anchored off of 2016 Adjusted EPS (a non-GAAP measure)  
\*\* Subject to board approval



# Our Regulated Infrastructure Investment Five-Year Plan

2018-2022 Capital Expenditure by Category  
(In \$ Billions)




2018 - 2022

## Continued Smooth Deployment of Capital

- Our \$7.2B capital program consists of many small projects:
  - Large projects: > \$15mm/project, ~40 projects per year
  - Smaller projects: up to \$15mm/project, ~3,500 projects per year
- AWK's average pipe replacement rate is once every 135 years. US industry average is every 200 years

# We Follow a Disciplined Approach to Business Development



## American Water Acquisitions\*\*

(Customer Connections)

- ✓ Closed 2015 – 24,056
- ✓ Closed 2016 – 42,195
- ✓ Closed 2017 – 39,664\*\*\*
- ✓ Closed 2018 (YTD June 1) – 5,524
- ✓ Pending – ~54,000

\* EPA's 2015 national assessment and report to Congress

\*\* Excludes organic growth customer connections

\*\*\* This includes the McKeesport, PA acquisition, which represents 22,000 customers, due to bulk contracts. Connections to the system are approximately 11,000

June 2018



# Delivering Value Through Disciplined Financial Management



**Total Shareholder Return  
(Price + Dividend)**

|                | <u>One Year</u> | <u>Three Year</u> | <u>Five Year</u> |
|----------------|-----------------|-------------------|------------------|
| American Water | 10.4%           | 67.8%             | 137.1%           |
| UTY Index      | 4.1%            | 29.5%             | 48.6%            |
| S&P 500        | 14.9%           | 34.4%             | 87.5%            |



\* Future dividends are subject to approval of the American Water Board of Directors



# Closed and Pending Acquisitions as of June 1, 2018

## 2018 Closed Acquisitions

| State        | No. of Acquisitions | Water Customers | Wastewater Customers | Total Customers |
|--------------|---------------------|-----------------|----------------------|-----------------|
| Illinois     | 5                   | 2,428           | 2,308                | 4,736           |
| Kentucky     | 1                   | 610             | -                    | 610             |
| Missouri     | 2                   | 50              | 128                  | 178             |
| <b>Total</b> | <b>8</b>            | <b>3,088</b>    | <b>2,436</b>         | <b>5,524</b>    |

## Pending Acquisitions

| State        | No. of Acquisitions | Water Customers | Wastewater Customers | Total Customers |
|--------------|---------------------|-----------------|----------------------|-----------------|
| California   | 4                   | 8,629           | -                    | 8,629           |
| Illinois     | 1                   | -               | 23,000               | 23,000          |
| Indiana      | 4                   | 7,415           | 1,250                | 8,665           |
| Missouri     | 1                   | 970             | 904                  | 1,874           |
| Pennsylvania | 3                   | -               | 12,076               | 12,076          |
| Tennessee    | 1                   | 110             | -                    | 110             |
| <b>Total</b> | <b>14</b>           | <b>17,124</b>   | <b>37,230</b>        | <b>54,354</b>   |





CAUSE NO. 45032 S4

OUCG WORKPAPER

OF

EDWARD R. KAUFMAN

June 18, 2018



Indiana American Water Company  
IURC Cause No. 45032 - Tax Cuts and Jobs Act of 2017 - Impacts and Possible Rate Implications  
Operating Income Statement Per Most Recent Indiana American General Rate Case - Cause No. 44450  
at 35% Federal Tax with Adjustment for Estimated TCJA Change to Tax Expense

| Line Number  | Description                   | A                  |  | B  | C = A + B      |
|--|-------------------------------|--------------------|--|--|----------------|
|  |                               | at 35% Federal Tax | Schedule Reference                           | Estimated TCJA Change For 26.25% Tax Expense | Adjusted       |
| Indiana American Most Recent Rate Case - Cause No. 44450<br>Appendix A - Test Year Certification Filing<br>Rate Case Update as of 11-30-2015 |                               |                    |  |  |                |
| 1.   | Revenues                      | \$ 207,529,092     | Line 13, Proposed Rates                      | \$ (7,059,283)                               | \$ 200,469,809 |
| 2.   | O&M                           | \$ 68,411,812      | Line 42, Proposed Rates                      | \$ (59,714)                                  | \$ 68,352,098  |
| 3.   | General Tax                   | 16,780,253         | Lines 48-52, Proposed Rates                  | (107,171)                                    | 16,673,082     |
| 4.   | Depreciation and Amortization | 44,961,251         | Lines 44-45, Proposed Rates                  |  | 44,961,251     |
| 5.   | State Income Tax Expense      | 4,469,550          | Line 58, Proposed Rates                      | (474,638)                                    | 3,994,912      |
| 6.   | Federal Income Tax Expense    | 18,932,392         | Line 61, Proposed Rates                      | (6,417,760)                                  | 12,514,632     |
| 7.   | Investment Tax Credits        | (218,748)          | Line 64, Proposed Rates                      |  | (218,748)      |
| 8.   | Net Utility Operating Income  | \$ 54,192,582      | Line 68, Proposed Rates                      | \$ -   | \$ 54,192,582  |
| Lines 9. through 18. added   |                               |                    |  |  |                |
| 9.   |                               |                    | Annual Deferral (DR 1-1)                     | \$ 10,544,252.00                             |                |
| 10.  |                               |                    | Deferred revenues per month                  | \$ 878,687.67                                |                |
| 11.  |                               |                    | Assume an order is issued October 1          |  |                |
| 12.  |                               |                    | Months of deferral                           | 5.00   |                |
| 13.  |                               |                    | Benefits of deferral (Line 10 * Line 12)     | \$ 4,393,438.33                              |                |
| 14.  |                               |                    | Value of IA request annual (Line 9 + Line 1) | \$ 3,484,968.86                              |                |
| 15.  |                               |                    | Value of IA request per month                | \$ 290,414.07                                |                |
| 16.  |                               |                    | Assume new rates go into effect May 1        |  |                |
| 17.  |                               |                    | Months of request deferral                   | 8  |                |
| 18.  |                               |                    | Benefits of proposed deferral                | \$ 2,323,312.57                              |                |