

Appendix D

Attachment 3-A

Core Retirement Portfolios

	1	2	3	4	5	6	7	8
Portfolio Transition Target:	65% Coal through 2035	40% Coal in 2023	15% Coal by 2028 w/ ELG	15% Coal by 2028 w/o ELG	15% Coal in 2023 (Mich. City in 2035)	15% Coal in 2023 (Mich. City in 2028)	15% Coal by 2023 (Schfr. 17/18 2021)	0% Coal in 2023
Retire:	None	Schfr:17,18 (2023)	Schfr:17,18 (2023) Schfr:14,15 (2028)	Schfr:17,18 (2023) Schfr:14,15 (2028)	Schfr:17,18 (2023) Schfr:14,15 (2023)	Mich.City:12 (2028) Schfr:17,18 (2023) Schfr:14,15 (2023)	Mich.City:12 (2028) Schfr:17,18 (2021) Schfr:14,15 (2023)	Mich.City:12 (2023) Schfr:17,18 (2023) Schfr:14,15 (2023)
Retain beyond 2023:	Mich. City: 12 Schfr:14,15,17,18	Mich. City: 12 Schfr:14,15	Mich. City: 12 Schfr:14,15	Mich. City: 12 (2035) Schfr:14,15	Mich. City: 12 (2035)	Mich. City: 12 (2028)	Mich. City: 12 (2028)	None
Env. Compliance	CCR ¹ ELG ² : non-ZLD ³	CCR ELG: non-ZLD	CCR ELG: non-ZLD	CCR ELG: Extended Retirement	CCR ELG: Retirement	CCR ELG: Retirement	CCR ELG: Retirement	CCR ELG: Retirement
Michigan City 12	Retain CCR ELG: N/A	→				Retire 2028 CCR ELG: N/A	→	Retire 2023 CCR ELG: N/A
Schahfer 14	Retain CCR ELG: non-ZLD	→	Retire 2028 CCR ELG: non-ZLD	Retire 2028 CCR ELG: Extended Retirement	Retire 2023 CCR ELG: Retirement	→	Retire 2023 CCR ELG: Retirement	
Schahfer 15	Retain CCR ELG: non-ZLD	→	Retire 2028 CCR ELG: non-ZLD	Retire 2028 CCR ELG: Extended Retirement	Retire 2023 CCR ELG: Retirement	→	Retire 2023 CCR ELG: Retirement	
Schahfer 17	Retain CCR ELG: non-ZLD NOx: SCR	Retire 2023 CCR/ELG: Retirement	→			Retire 2021 CCR/ELG: Retirement	Retire 2023 CCR/ELG: Retirement	
Schahfer 18	Retain CCR ELG: non-ZLD NOx ⁴ : SCR ⁵	Retire 2023 CCR/ELG: Retirement	→			Retire 2021 CCR/ELG: Retirement	Retire 2023 CCR/ELG: Retirement	

 Currently NOT a viable path for ELG compliance

- ¹CCR: Coal Combustion Residuals
- ²ELG: Effluent Limitation Guidelines
- ³ZLD: Zero-Liquid discharge
- ⁴NOx: Nitrogen oxides
- ⁵SCR: Selective Catalytic Reduction

Note: Retirement Combination 4, 15% Coal in 2028 without ELG, is not currently a viable from an ELG compliance standpoint and is shown for discussion purposes.

Attachment 3-A

Replacement Portfolios

		Diversity		
		Higher Carbon Emissions	Average Carbon Emissions	Average-Low Carbon Emissions
Ownership / Duration	Short Duration	<p>A</p> <p>MISO Capacity Purchase 400MW Combined Cycle Gas Turbine ("CCGT") Purchase Power Agreement ("PPA") 950MW</p>	<p>B</p> <p>MISO Capacity Purchase 400MW CCGT PPA 250MW Renewable PPA 690MW</p>	<p>C</p> <p>MISO Capacity Purchase 400MW Renewable PPA 950MW</p>
	Long Duration	<p>D</p> <p>MISO Capacity Purchase 50MW CCGT 1,300MW</p>	<p>E</p> <p>MISO Capacity Purchase 50MW CCGT 620MW Renewables 670MW</p>	<p>F</p> <p>MISO Capacity Purchase 50MW Renewables 1,300MW</p>

Attachment 3-A

Coal-to-Gas Conversion Portfolios

	6	6b	6c
Portfolio Transition Target:	15% Coal in 2023 (MC 2028)	15% Coal in 2023 (MC 2028) (17/18 Conv.)	15% Coal in 2023 (MC 2028) (17/18 Conv. – 1 Unit)
Retire:	Mich.City:12 (2028) Schfr:17,18 (2023) Schfr:14,15 (2023)	Mich.City:12 (2028) Schfr:14,15 (2023)	Mich.City:12 (2028) Schfr:14,15 (2023)
Retain beyond 2023:	Mich. City: 12 (2028)	Mich. City: 12 (2028) CONVERT Schfr: 17,18 (2023)	Mich. City: 12 (2028) CONVERT 1 UNIT Schfr: 17,18 (2023)
Env. Compliance	CCR ELG: Retirement	CCR ELG: Retirement	CCR ELG: Retirement
Michigan City 12	Retire 2028 CCR ELG: N/A	—————→	—————→
Schahfer 14	Retire 2023 CCR ELG: Retirement	—————→	—————→
Schahfer 15	Retire 2023 CCR ELG: Retirement	—————→	—————→
Schahfer 17	Retire 2023 CCR/ELG: Retirement	Convert to Gas 2023	—————→
Schahfer 18	Retire 2023 CCR/ELG: Retirement	Convert to Gas 2023	Retire 2023 CCR/ELG: Retirement

Attachment 3-A

Name	Typical Fuel	In-Service Year	Summer Operating Capacity	Winter Operating Capacity	Minimum Operating Capacity	Full Load Heat Rate (Summer)	Full Load Heat Rate (Winter)	Heat Rate at Minimum (Summer)	Heat Rate at Minimum (Winter)
			<i>MW</i>	<i>MW</i>	<i>MW</i>	<i>Btu/kWh</i>	<i>Btu/kWh</i>	<i>Btu/kWh</i>	<i>Btu/kWh</i>
Michigan City 12	Coal	1974	430	430	315	10,276	10,276	10,583	10,583
Bailly 7	Coal	1962	150	150	100	10,568	10,568	10,879	10,879
Bailly 8	Coal	1968	150	310	190	9,947	9,947	11,156	11,156
Bailly 10	Natural Gas	1968	24	31	31	15,779	15,109	15,779	15,109
Schahfer 14	Coal	1976	425	425	230	10,254	10,254	11,180	11,180
Schahfer 15	Coal	1979	440	440	250	10,959	10,959	11,829	11,829
Schahfer 16A	Natural Gas	1979	78	78	78	13,876	13,876	13,876	13,876
Schahfer 16B	Natural Gas	1979	77	77	77	14,170	14,170	14,170	14,170
Schahfer 17	Coal	1983	355	355	125	10,781	10,781	13,837	13,837
Schahfer 18	Coal	1986	355	355	125	10,730	10,730	13,878	13,878
Sugar Creek	Natural Gas	2002	500	515	360	7,011	7,001	7,509	7,545
Norway	Water	1923	4	4	4				
Oakdale	Water	1925	6	6	6				
Barton (PPA)	Wind	2009	50	50	50				
Buffalo Ridge (PPA)	Wind	2009	50	50	50				
Schahfer 17 - Converted	Natural Gas	1983	309.2	309.2	108.2	11,106	11,106	11,106	11,106
Schahfer 18 - Converted	Natural Gas	1986	309.2	309.2	108.2	11,106	11,106	11,106	11,106

Attachment 3-A

Name	Min Up Time	Min Down Time	CO2 Emission Rate	SO2 Emission Rate	NOx Emission Rate	Start Costs
	hours	hours	lbs/mmBtu	lbs/mmBtu	lbs/mmBtu	mmBtu/MW/Start
Michigan City 12	144	48	209.76	0.09	0.09	1.52
Bailly 7	144	48	205.20	0.07	0.12	3.19
Bailly 8	144	48	205.20	0.07	0.12	2.13
Bailly 10	2	2	118.86	0.00	0.20	1.52
Schahfer 14	144	48	209.76	0.02	0.10	3.71
Schahfer 15	144	48	209.76	0.02	0.12	11.02
Schahfer 16A	2	2	118.86	0.00	0.28	0.00
Schahfer 16B	2	2	118.86	0.00	0.25	0.00
Schahfer 17	144	48	205.20	0.08	0.18	0.71
Schahfer 18	144	48	205.20	0.07	0.18	1.41
Sugar Creek	4	6	118.86	0.00	0.01	6.24
Norway						
Oakdale						
Barton (PPA)						
Buffalo Ridge (PPA)						
Schahfer 17 - Converted	8	8	118.86	0.00	0.25	3.56
Schahfer 18 - Converted	8	8	118.86	0.00	0.25	3.56

Attachment 3-A

2017 \$/MWh

	Unit VOM Costs										
	Bailly U7	Bailly U8	Michigan City U12	Schahfer U14	Schahfer U15	Schahfer U17 - Coal	Schahfer U18 - Coal	Sugar Creek	Bailly U10	Schahfer U16A	Schahfer U16B
2018	4.04	4.04	2.70	2.10	2.37	3.27	3.27	0.46	0.00	0.00	0.00
2019			2.71	2.10	2.37	3.28	3.28	0.46	0.00	0.00	0.00
2020			2.72	2.11	2.38	3.29	3.29	0.46	0.00	0.00	0.00
2021			2.73	2.13	2.38	3.30	3.30	0.46	0.00	0.00	0.00
2022			2.74	2.14	2.40	3.32	3.32	0.46	0.00	0.00	0.00
2023			2.75	2.15	2.41	3.33	3.33	0.46	0.00	0.00	0.00
2024			2.77	2.15	2.42	3.34	3.34	0.46	0.00	0.00	0.00
2025			2.78	2.16	2.43	3.35	3.35	0.46	0.00	0.00	0.00
2026			2.79	2.16	2.44	3.37	3.37	0.46	0.00	0.00	0.00
2027			2.79	2.17	2.45	3.38	3.38	0.45	0.00	0.00	0.00
2028			2.80	2.17	2.45	3.39	3.39	0.45	0.00	0.00	0.00
2029			2.81	2.17	2.45	3.40	3.40	0.45	0.00	0.00	0.00
2030			2.81	2.18	2.46	3.40	3.40	0.45	0.00	0.00	0.00
2031			2.81	2.18	2.47	3.42	3.42	0.45	0.00	0.00	0.00
2032			2.82	2.19	2.47	3.43	3.43	0.45	0.00	0.00	0.00
2033			2.83	2.19	2.48	3.43	3.43	0.44	0.00	0.00	0.00
2034			2.84	2.20	2.49	3.45	3.45	0.45	0.00	0.00	0.00
2035			2.85	2.21	2.49	3.46	3.46	0.45	0.00	0.00	0.00
2036			2.86	2.22	2.49	3.47	3.47	0.46	0.00	0.00	0.00
2037			2.87	2.22	2.49	3.48	3.48	0.46	0.00	0.00	0.00

Unit VOM

Attachment 3-A

2017 \$/MW

	Schahfer U17 - Natural Gas	Schahfer U18 - Natural Gas
2018		
2019		
2020		
2021		
2022		
2023	1.97	1.97
2024	1.97	1.97
2025	1.97	1.97
2026	1.97	1.97
2027	1.97	1.97
2028	1.97	1.97
2029	1.97	1.97
2030	1.97	1.97
2031	1.97	1.97
2032	1.97	1.97
2033	1.97	1.97
2034	1.97	1.97
2035	1.97	1.97
2036	1.97	1.97
2037	1.97	1.97

Unit VOM

Attachment 3-A

	Unit Forced Outage								
	Bailly U7	Bailly U8	Michigan City U12	Schahfer U14	Schahfer U15	Schahfer U17	Schahfer U18	Sugarcreek	Bailly U10
2016	5.58%	10.36%	8.55%	14.88%	5.36%	2.58%	2.07%	1.74%	54.45%
2017	6.51%	6.29%	4.75%	18.60%	5.70%	4.45%	1.95%	1.74%	53.90%
2018			7.00%	22.00%	10.00%	7.00%	7.00%	2.00%	40.00%
2019			6.00%	20.00%	11.00%	6.00%	5.00%	2.00%	40.00%
2020			6.00%	20.00%	11.00%	6.00%	5.00%	2.00%	40.00%
2021			6.00%	20.00%	11.00%	6.00%	5.00%	2.00%	40.00%
2022			6.00%	20.00%	11.00%	8.00%	8.00%	2.00%	50.00%
2023			6.00%	20.00%	11.00%			2.00%	
2024			6.00%	20.00%	11.00%			2.00%	
2025			6.00%	20.00%	11.00%			2.00%	
2026			6.00%	20.00%	11.00%			2.00%	
2027			6.00%	20.00%	11.00%			2.00%	
2028			6.00%	20.00%	11.00%			2.00%	
2029			6.00%	20.00%	11.00%			2.00%	
2030			6.00%	20.00%	11.00%			2.00%	
2031			6.00%	20.00%	11.00%			2.00%	
2032			6.00%	20.00%	11.00%			2.00%	
2033			6.00%	20.00%	11.00%			2.00%	
2034			6.00%	20.00%	11.00%			2.00%	
2035				20.00%	11.00%			2.00%	
2036				20.00%	11.00%			2.00%	
2037				20.00%	11.00%			2.00%	

Attachment 3-A

	Schahfer U16A	Schahfer U16B	Norway	Oakdale
2016	31.36%	100.00%	21.15%	26.79%
2017	27.44%	100.00%	21.15%	26.79%
2018	21.00%	50.00%	41.00%	40.00%
2019	21.00%	50.00%	41.00%	40.00%
2020	21.00%	50.00%	41.00%	40.00%
2021	21.00%	50.00%	41.00%	40.00%
2022	21.00%	50.00%	41.00%	40.00%
2023	21.00%	50.00%	41.00%	40.00%
2024	21.00%	50.00%	41.00%	40.00%
2025	21.00%	50.00%	41.00%	40.00%
2026	21.00%	50.00%	41.00%	40.00%
2027	21.00%	50.00%	41.00%	40.00%
2028	21.00%	50.00%	41.00%	40.00%
2029	21.00%	50.00%	41.00%	40.00%
2030	21.00%	50.00%	41.00%	40.00%
2031	21.00%	50.00%	41.00%	40.00%
2032	21.00%	50.00%	41.00%	40.00%
2033	21.00%	50.00%	41.00%	40.00%
2034	21.00%	50.00%	41.00%	40.00%
2035	21.00%	50.00%	41.00%	40.00%
2036	21.00%	50.00%	41.00%	40.00%
2037	21.00%	50.00%	41.00%	40.00%

Redacted

Redacted

Attachment 3-A

	Barton (2014-2016 Average)	Buffalo Ridge (2014-2016 Average)
Hour	<i>MW</i>	<i>MW</i>
1	18.63	19.61
2	16.49	25.51
3	27.80	25.87
4	26.60	29.03
5	15.91	18.41
6	11.07	19.32
7	11.69	17.67
8	12.90	17.60
9	15.19	16.17
10	23.88	17.36
11	22.80	28.16
12	26.98	21.91
13	28.05	20.28
14	27.08	19.97
15	23.37	14.48
16	22.83	13.22
17	22.31	11.18
18	18.29	10.53
19	14.68	10.97
20	15.28	9.73
21	20.03	13.42
22	17.09	8.46
23	17.60	10.34
24	18.08	10.20
25	19.69	6.82
26	18.72	8.66
27	20.24	9.38
28	10.94	13.43
29	11.39	12.22
30	11.88	16.23
31	9.67	22.16
32	9.97	20.73
33	12.23	21.61
34	11.96	19.03
35	11.62	17.51
36	6.85	20.16
37	8.01	22.65
38	9.36	22.02
39	9.76	18.64
40	11.13	13.96
41	13.57	14.08
42	16.32	14.29
43	18.40	16.37
44	13.62	20.51
45	18.84	35.07
46	20.50	43.38
47	20.74	41.35
48	21.52	34.03
49	23.60	26.40
50	22.29	23.70
51	20.18	26.24
52	20.80	23.76
53	24.57	20.18
54	29.51	18.73
55	26.24	16.76
56	27.96	14.87

Attachment 3-A

	Barton (2014-2016 Average)	Buffalo Ridge (2014-2016 Average)
Hour	<i>MW</i>	<i>MW</i>
57	30.44	13.85
58	30.53	7.78
59	30.16	17.11
60	25.10	23.91
61	10.90	23.18
62	5.92	27.13
63	5.26	18.37
64	4.41	19.67
65	4.72	20.07
66	16.75	17.38
67	28.49	26.71
68	26.13	26.07
69	21.83	22.81
70	10.19	14.75
71	18.50	22.53
72	16.74	23.90
73	15.50	23.10
74	21.43	29.84
75	26.08	27.37
76	29.42	22.49
77	24.69	22.73
78	20.46	14.48
79	24.42	24.20
80	28.04	19.26
81	13.46	25.79
82	13.07	26.31
83	9.59	25.70
84	8.01	21.82
85	16.12	20.96
86	15.59	23.25
87	21.73	28.17
88	16.55	35.21
89	25.32	33.73
90	28.09	33.60
91	31.64	34.01
92	27.51	36.73
93	24.11	38.61
94	28.77	36.52
95	26.56	34.73
96	29.17	34.56
97	34.35	32.31
98	31.19	27.62
99	30.07	23.07
100	27.83	26.61
101	28.48	26.52
102	29.60	28.40
103	34.60	26.44
104	31.03	24.50
105	30.60	20.05
106	29.80	23.18
107	28.51	22.76
108	28.09	21.22
109	27.61	24.20
110	17.81	29.61
111	24.02	31.92
112	27.32	30.57
113	32.49	16.64
114	33.34	28.50

Attachment 3-A

	Barton (2014-2016 Average)	Buffalo Ridge (2014-2016 Average)
Hour	<i>MW</i>	<i>MW</i>
115	31.38	31.16
116	32.29	26.26
117	31.46	26.82
118	33.30	29.76
119	32.82	27.17
120	24.51	26.92
121	15.57	17.40
122	19.38	22.14
123	25.41	27.22
124	24.72	32.04
125	21.97	33.70
126	28.48	32.51
127	28.19	31.62
128	28.75	31.94
129	23.51	30.50
130	21.99	24.96
131	16.68	20.77
132	16.28	18.44
133	15.56	16.27
134	14.26	13.15
135	15.92	17.77
136	16.89	23.15
137	19.68	23.80
138	22.31	23.08
139	27.15	20.82
140	25.95	22.47
141	28.97	21.67
142	27.72	21.95
143	22.18	19.92
144	14.04	8.73
145	14.81	18.68
146	19.57	19.51
147	18.03	15.21
148	16.17	14.16
149	9.94	15.80
150	9.21	17.13
151	9.63	16.49
152	16.33	15.04
153	3.43	13.74
154	3.12	12.73
155	3.52	11.00
156	3.34	5.99
157	0.19	6.09
158	0.45	7.27
159	0.42	6.99
160	1.23	5.00
161	8.19	3.84
162	8.43	8.07
163	6.94	13.31
164	6.81	14.06
165	5.55	13.00
166	5.71	14.42
167	6.88	15.42
168	7.03	16.54
169	7.10	15.52
170	11.57	15.56
171	10.14	15.49
172	7.07	16.45

Attachment 3-A

	Barton (2014-2016 Average)	Buffalo Ridge (2014- 2016 Average)
Hour	<i>MW</i>	<i>MW</i>
173	13.42	16.35
174	16.00	11.50
175	11.48	18.90
176	19.19	18.98
177	13.02	18.34
178	18.41	23.69
179	13.31	25.66
180	15.30	25.36
181	16.50	24.57
182	21.11	23.95
183	19.10	23.90
184	20.28	24.29
185	22.01	25.68
186	24.41	25.59
187	25.34	25.83
188	26.18	24.56
189	27.68	28.95
190	26.45	30.50
191	28.22	36.33
192	29.72	40.16
193	30.32	35.74
194	30.60	40.78
195	30.66	40.60
196	31.17	38.11
197	35.20	36.72
198	36.53	36.58
199	28.51	36.93
200	28.28	35.35
201	37.44	33.58
202	39.23	24.12
203	36.82	18.28
204	35.02	30.41
205	35.54	34.23
206	34.07	37.53
207	35.13	40.64
208	36.24	38.84
209	24.81	35.62
210	28.80	32.64
211	28.20	22.76
212	28.23	17.39
213	29.20	20.64
214	29.04	30.66
215	29.93	26.00
216	26.10	30.50
217	17.43	26.91
218	23.22	31.36
219	26.10	26.52
220	20.95	33.80
221	20.84	33.74
222	20.33	34.78
223	14.37	30.04
224	13.57	32.03
225	14.83	20.81
226	13.11	22.14
227	11.21	27.02
228	7.90	20.10
229	9.54	11.86
230	10.17	8.66

Attachment 3-A

	Barton (2014-2016 Average)	Buffalo Ridge (2014-2016 Average)
Hour	<i>MW</i>	<i>MW</i>
231	10.61	9.63
232	9.02	8.48
233	5.37	5.59
234	2.86	4.38
235	1.85	5.16
236	1.76	10.85
237	2.08	12.92
238	2.59	16.71
239	2.59	11.61
240	2.57	11.87
241	1.85	12.48
242	1.05	13.77
243	1.16	8.10
244	1.24	7.35
245	1.26	8.65
246	0.74	12.78
247	1.20	13.25
248	1.53	13.65
249	2.08	12.28
250	1.89	13.20
251	1.92	14.56
252	1.93	11.53
253	2.57	10.89
254	1.89	14.38
255	0.99	13.97
256	5.29	12.26
257	5.33	7.17
258	6.90	16.09
259	8.28	25.18
260	8.01	25.74
261	9.36	26.45
262	10.74	31.06
263	17.55	30.94
264	23.19	36.25
265	24.84	29.78
266	20.98	31.44
267	22.43	36.32
268	23.80	37.22
269	24.69	36.83
270	27.52	36.51
271	30.40	23.90
272	27.05	19.63
273	27.90	11.83
274	28.61	14.16
275	23.86	17.60
276	23.30	12.41
277	24.96	7.66
278	21.53	4.01
279	16.17	3.15
280	11.87	8.49
281	9.16	11.02
282	5.66	9.49
283	7.75	7.44
284	7.91	13.93
285	6.31	16.90
286	8.07	13.51
287	12.35	14.74
288	11.01	19.87

Attachment 3-A

	Barton (2014-2016 Average)	Buffalo Ridge (2014- 2016 Average)
Hour	<i>MW</i>	<i>MW</i>
289	8.94	25.09
290	4.56	23.14
291	4.92	27.34
292	5.22	25.88
293	7.05	29.10
294	11.51	33.83
295	17.25	31.68
296	19.29	27.61
297	9.15	29.57
298	15.28	36.27
299	13.44	34.64
300	15.11	32.96
301	11.85	32.07
302	9.58	29.59
303	8.34	29.66
304	7.37	32.18
305	8.14	30.22
306	6.90	32.61
307	6.93	32.84
308	5.31	31.34
309	5.74	33.03
310	6.16	31.19
311	13.19	20.93
312	14.79	7.36
313	16.78	9.74
314	12.85	16.53
315	16.42	15.47
316	12.84	16.30
317	14.60	17.93
318	18.00	18.70
319	20.91	16.13
320	8.52	12.64
321	2.14	12.40
322	3.66	15.85
323	1.90	15.73
324	3.36	15.73
325	1.25	15.07
326	0.80	14.81
327	1.65	16.24
328	1.59	17.52
329	5.79	17.04
330	4.09	15.07
331	2.34	13.49
332	5.47	19.47
333	10.60	20.27
334	9.57	19.68
335	10.25	22.39
336	9.84	20.26
337	16.99	22.50
338	9.83	26.50
339	17.18	27.90
340	20.39	21.52
341	19.93	26.92
342	19.48	28.90
343	20.38	24.89
344	18.80	30.40
345	18.84	33.50
346	16.11	29.45

Attachment 3-A

	Barton (2014-2016 Average)	Buffalo Ridge (2014- 2016 Average)
Hour	<i>MW</i>	<i>MW</i>
347	16.84	29.56
348	16.28	33.10
349	20.20	28.60
350	20.98	26.42
351	22.40	14.69
352	28.10	6.53
353	27.94	23.01
354	24.02	22.10
355	22.77	24.63
356	22.49	26.08
357	22.78	23.78
358	23.99	22.10
359	30.34	22.63
360	28.29	20.89
361	20.82	16.47
362	22.08	20.03
363	18.11	4.71
364	22.31	8.73
365	16.12	1.83
366	14.81	0.71
367	12.86	2.75
368	9.71	5.17
369	9.56	19.55
370	5.29	23.73
371	6.75	21.81
372	11.96	27.68
373	12.36	24.05
374	15.08	23.53
375	15.56	24.04
376	17.67	24.93
377	28.86	20.79
378	22.37	20.69
379	23.10	20.55
380	24.76	20.11
381	25.70	23.51
382	24.05	28.74
383	32.12	22.73
384	35.46	30.99
385	34.22	28.74
386	29.77	27.53
387	31.31	25.26
388	29.26	25.56
389	24.72	24.37
390	33.06	30.84
391	28.63	30.50
392	23.88	27.06
393	21.90	28.25
394	14.33	25.21
395	17.88	11.95
396	26.93	17.71
397	23.58	17.08
398	22.27	18.58
399	17.51	17.70
400	18.58	19.33
401	21.77	20.27
402	18.03	23.93
403	14.82	28.12
404	24.49	29.10

Attachment 3-A

	Barton (2014-2016 Average)	Buffalo Ridge (2014- 2016 Average)
Hour	<i>MW</i>	<i>MW</i>
405	19.48	31.29
406	12.66	29.83
407	13.18	29.20
408	17.07	22.07
409	11.94	13.16
410	9.59	0.74
411	15.59	10.46
412	13.78	9.57
413	21.76	0.00
414	20.09	5.51
415	31.39	10.40
416	30.02	13.66
417	25.98	13.16
418	18.24	10.67
419	14.62	10.97
420	12.96	12.49
421	9.71	13.79
422	12.18	13.52
423	13.44	8.23
424	13.01	8.41
425	10.38	5.31
426	7.68	4.05
427	7.24	8.34
428	10.13	6.78
429	6.00	3.10
430	7.35	6.04
431	6.31	14.24
432	3.31	16.13
433	5.27	15.03
434	11.14	17.38
435	7.60	19.65
436	9.28	20.88
437	10.01	19.49
438	16.24	22.18
439	11.22	27.60
440	16.73	26.00
441	18.72	18.95
442	20.19	21.41
443	19.00	19.49
444	15.24	18.73
445	7.41	24.37
446	4.77	24.87
447	11.73	26.51
448	11.96	16.58
449	10.75	18.59
450	17.08	21.78
451	16.44	21.58
452	17.72	30.17
453	7.11	30.50
454	15.02	32.12
455	6.28	31.64
456	14.43	27.24
457	12.28	23.58
458	9.79	25.86
459	7.95	23.66
460	12.68	20.41
461	9.84	19.68
462	10.47	21.32

Attachment 3-A

	Barton (2014-2016 Average)	Buffalo Ridge (2014-2016 Average)
Hour	<i>MW</i>	<i>MW</i>
463	12.32	20.82
464	12.53	24.80
465	10.43	27.86
466	12.29	26.86
467	6.99	22.45
468	2.37	24.42
469	1.60	26.78
470	2.14	17.53
471	3.92	13.25
472	12.23	23.52
473	10.91	26.15
474	3.46	26.42
475	3.43	24.50
476	3.65	21.85
477	3.27	18.24
478	3.51	21.01
479	6.26	25.55
480	5.99	21.42
481	2.31	11.84
482	0.62	11.58
483	0.19	7.80
484	0.84	3.92
485	7.10	2.42
486	10.94	1.31
487	4.78	1.53
488	3.19	1.23
489	6.19	3.29
490	5.34	7.14
491	4.64	7.42
492	4.52	8.08
493	4.67	10.67
494	3.41	12.87
495	3.54	18.62
496	4.08	19.24
497	4.35	16.71
498	6.98	16.26
499	8.29	11.43
500	8.47	10.34
501	5.52	6.16
502	8.73	4.74
503	7.80	5.50
504	6.94	13.68
505	5.98	16.85
506	6.88	18.65
507	7.32	14.16
508	8.47	9.15
509	8.25	3.17
510	11.91	9.80
511	12.93	6.55
512	12.95	17.83
513	14.35	24.47
514	14.53	21.65
515	16.97	20.20
516	8.91	20.90
517	7.05	23.34
518	5.24	25.14
519	10.64	27.21
520	12.20	28.06

Attachment 3-A

	Barton (2014-2016 Average)	Buffalo Ridge (2014-2016 Average)
Hour	<i>MW</i>	<i>MW</i>
521	18.54	27.24
522	17.58	27.91
523	18.88	28.45
524	18.88	29.49
525	21.78	31.21
526	22.63	32.61
527	21.66	33.88
528	20.03	37.68
529	19.22	37.70
530	9.97	24.89
531	0.58	26.88
532	1.94	30.74
533	3.81	34.94
534	15.67	36.29
535	11.58	33.68
536	5.54	33.94
537	4.48	29.24
538	7.58	30.40
539	8.70	27.16
540	6.69	20.93
541	15.41	20.82
542	17.56	19.16
543	19.73	21.68
544	20.09	22.33
545	16.29	22.58
546	11.88	26.30
547	11.97	34.88
548	10.51	30.72
549	15.92	31.47
550	18.95	34.23
551	19.76	35.62
552	17.51	34.02
553	16.69	33.82
554	15.58	31.64
555	15.71	22.62
556	15.14	14.35
557	14.73	17.13
558	13.03	12.00
559	7.91	17.02
560	6.70	17.72
561	7.55	19.31
562	5.67	19.71
563	2.94	15.71
564	5.48	17.27
565	5.85	19.79
566	7.34	17.29
567	7.53	17.60
568	9.19	21.47
569	10.38	19.39
570	12.66	15.09
571	12.03	17.43
572	10.09	15.23
573	9.33	15.30
574	4.84	15.17
575	1.74	16.17
576	0.97	19.96
577	0.57	15.22
578	1.34	14.75

Attachment 3-A

	Barton (2014-2016 Average)	Buffalo Ridge (2014-2016 Average)
Hour	<i>MW</i>	<i>MW</i>
579	2.20	12.63
580	2.66	9.97
581	0.51	7.25
582	0.78	6.23
583	0.63	7.28
584	0.81	12.89
585	10.53	4.86
586	10.02	5.05
587	9.07	7.30
588	5.91	5.73
589	3.42	5.43
590	4.29	6.95
591	3.14	8.89
592	7.82	8.45
593	13.50	11.73
594	15.15	12.85
595	9.85	17.15
596	5.09	26.78
597	4.26	27.27
598	6.87	15.61
599	10.51	14.62
600	12.26	16.32
601	13.34	18.33
602	13.80	22.41
603	15.37	25.03
604	17.35	23.15
605	15.45	15.61
606	16.37	15.79
607	17.09	22.29
608	17.72	21.14
609	13.38	17.27
610	15.51	13.52
611	14.55	11.72
612	14.52	18.98
613	15.57	16.49
614	14.93	23.99
615	15.57	14.92
616	17.84	15.71
617	11.08	22.29
618	17.93	16.82
619	9.41	15.30
620	17.89	25.06
621	18.15	21.34
622	15.91	16.16
623	11.56	17.25
624	11.74	18.22
625	9.67	19.27
626	5.73	21.82
627	5.12	25.40
628	4.10	27.64
629	7.01	25.42
630	11.14	26.14
631	17.62	18.61
632	19.31	20.19
633	24.15	21.77
634	25.26	23.03
635	17.27	24.55
636	18.21	22.41

Attachment 3-A

	Barton (2014-2016 Average)	Buffalo Ridge (2014- 2016 Average)
Hour	<i>MW</i>	<i>MW</i>
637	8.85	16.36
638	9.56	19.20
639	12.31	21.10
640	13.28	20.57
641	17.10	20.88
642	16.68	26.85
643	16.29	30.25
644	15.28	29.85
645	22.77	31.96
646	27.53	36.37
647	11.77	23.78
648	7.70	18.06
649	10.08	11.96
650	10.80	11.18
651	12.47	16.49
652	13.23	18.02
653	13.38	21.16
654	14.61	20.55
655	21.51	28.09
656	20.21	28.38
657	32.68	36.15
658	33.50	36.59
659	26.79	28.52
660	27.18	24.43
661	30.79	20.81
662	29.23	19.11
663	27.52	17.73
664	27.34	12.95
665	24.57	9.03
666	17.52	7.66
667	18.43	10.18
668	16.15	14.67
669	9.12	20.17
670	10.31	23.55
671	7.67	23.35
672	6.55	24.29
673	5.75	14.15
674	6.47	19.55
675	6.34	24.54
676	7.30	21.43
677	7.80	29.05
678	20.61	43.27
679	14.28	43.62
680	25.70	43.56
681	34.57	43.29
682	35.55	42.46
683	36.08	37.11
684	27.04	41.92
685	19.98	41.73
686	27.32	39.18
687	40.90	40.18
688	42.61	33.98
689	38.55	31.47
690	41.86	30.29
691	39.31	27.83
692	39.51	35.17
693	39.74	24.78
694	36.45	11.93

Attachment 3-A

	Barton (2014-2016 Average)	Buffalo Ridge (2014- 2016 Average)
Hour	<i>MW</i>	<i>MW</i>
695	33.14	6.83
696	30.13	7.00
697	21.36	11.86
698	18.36	8.04
699	10.20	3.83
700	16.65	9.69
701	17.83	18.51
702	8.55	24.57
703	13.98	24.33
704	15.23	25.50
705	8.68	16.22
706	12.20	25.04
707	10.64	36.09
708	12.51	34.46
709	5.82	29.75
710	4.17	27.78
711	7.95	24.20
712	10.66	22.03
713	22.56	21.36
714	26.14	20.86
715	19.35	24.06
716	11.88	18.56
717	15.11	19.68
718	11.80	15.59
719	11.90	12.70
720	14.26	13.80
721	10.45	12.68
722	18.11	6.26
723	17.97	6.08
724	18.48	9.38
725	18.79	13.69
726	15.73	11.65
727	14.71	9.58
728	7.60	12.15
729	2.03	13.42
730	0.80	16.63
731	0.26	21.37
732	0.45	21.24
733	1.37	19.23
734	1.59	19.80
735	1.86	18.38
736	3.19	17.96
737	4.68	15.57
738	5.94	14.84
739	6.19	18.87
740	11.00	18.58
741	14.76	25.61
742	14.55	27.85
743	14.43	30.79
744	16.43	31.04
745	18.03	32.98
746	15.89	33.54
747	17.07	33.54
748	16.56	31.12
749	17.18	24.26
750	17.92	21.95
751	16.33	8.84
752	15.22	12.64

Attachment 3-A

	Barton (2014-2016 Average)	Buffalo Ridge (2014- 2016 Average)
Hour	<i>MW</i>	<i>MW</i>
753	12.96	14.20
754	15.20	15.46
755	15.77	16.12
756	15.37	13.95
757	15.53	11.82
758	16.92	24.26
759	19.81	10.74
760	22.58	13.76
761	24.85	8.20
762	25.66	8.16
763	21.06	11.37
764	12.18	17.20
765	9.28	17.13
766	15.41	16.96
767	20.33	18.83
768	16.32	15.27
769	3.85	5.30
770	16.08	7.03
771	10.30	10.82
772	14.95	13.48
773	10.66	13.41
774	13.73	11.18
775	13.63	21.76
776	8.85	26.98
777	17.42	29.75
778	16.03	29.64
779	13.11	27.45
780	9.73	28.49
781	12.37	29.27
782	13.87	33.96
783	14.81	34.89
784	13.33	35.34
785	14.26	34.43
786	13.74	37.00
787	15.93	34.52
788	19.43	30.86
789	18.51	28.68
790	21.70	28.67
791	25.11	23.78
792	24.05	25.05
793	27.37	21.40
794	27.32	24.78
795	25.15	22.92
796	22.79	16.85
797	21.11	18.17
798	20.34	20.06
799	17.94	17.73
800	16.96	15.40
801	16.88	13.97
802	18.02	13.73
803	17.08	12.10
804	13.98	10.21
805	13.88	3.27
806	12.28	3.43
807	11.63	4.06
808	11.22	6.06
809	10.42	6.53
810	9.69	4.47

Attachment 3-A

	Barton (2014-2016 Average)	Buffalo Ridge (2014- 2016 Average)
Hour	<i>MW</i>	<i>MW</i>
811	7.85	9.01
812	6.95	7.46
813	6.74	5.03
814	9.06	8.21
815	8.64	11.94
816	4.40	11.71
817	4.12	11.80
818	4.53	5.50
819	4.50	4.38
820	3.46	15.02
821	4.60	19.28
822	6.78	23.07
823	10.08	36.64
824	9.36	32.41
825	12.69	30.42
826	14.10	22.72
827	13.45	21.37
828	9.11	23.21
829	8.99	22.75
830	5.44	20.91
831	11.33	19.56
832	15.57	19.84
833	16.73	18.56
834	15.87	16.65
835	23.22	14.14
836	18.20	14.92
837	17.24	14.97
838	11.98	13.89
839	14.32	19.76
840	13.06	13.71
841	10.16	16.71
842	9.26	34.40
843	6.10	36.49
844	1.62	35.06
845	0.30	34.93
846	0.39	35.56
847	0.41	32.20
848	1.03	32.21
849	0.35	33.53
850	3.93	36.08
851	12.78	34.97
852	21.79	32.71
853	24.31	28.28
854	22.01	24.02
855	21.70	23.16
856	28.89	19.92
857	27.29	21.82
858	20.42	18.76
859	21.68	19.04
860	23.37	17.63
861	24.57	19.86
862	20.10	20.65
863	19.24	22.10
864	20.93	17.09
865	16.98	16.29
866	13.44	16.89
867	11.99	15.22
868	11.39	16.75

Attachment 3-A

	Barton (2014-2016 Average)	Buffalo Ridge (2014- 2016 Average)
Hour	<i>MW</i>	<i>MW</i>
869	11.98	20.60
870	10.16	21.22
871	8.08	22.94
872	7.92	29.04
873	9.02	30.81
874	13.58	36.67
875	12.88	35.05
876	10.31	25.83
877	9.37	24.83
878	7.79	28.27
879	8.23	25.31
880	6.90	16.41
881	7.62	12.99
882	8.18	13.34
883	10.50	10.91
884	10.95	15.12
885	11.94	16.99
886	14.50	15.55
887	14.65	15.74
888	24.37	29.93
889	20.47	42.59
890	16.02	37.59
891	13.39	28.57
892	11.96	28.67
893	11.15	27.93
894	15.40	27.00
895	9.03	24.04
896	8.46	19.25
897	10.46	15.39
898	19.40	28.03
899	20.94	27.50
900	13.14	26.88
901	10.29	25.76
902	11.59	23.33
903	16.06	21.67
904	21.77	25.72
905	20.99	26.90
906	17.95	26.39
907	14.81	27.23
908	19.09	26.78
909	16.59	22.83
910	11.10	22.11
911	10.81	29.63
912	13.37	28.79
913	11.47	12.42
914	11.78	28.43
915	11.18	30.23
916	7.81	27.11
917	9.42	21.08
918	12.51	3.82
919	18.88	16.52
920	19.45	16.90
921	16.40	17.22
922	17.32	17.30
923	18.08	17.65
924	19.38	17.07
925	17.44	16.40
926	17.33	16.25

Attachment 3-A

	Barton (2014-2016 Average)	Buffalo Ridge (2014-2016 Average)
Hour	<i>MW</i>	<i>MW</i>
927	17.62	16.01
928	16.46	15.90
929	14.95	15.55
930	16.61	15.47
931	17.14	15.69
932	16.93	12.59
933	17.04	13.23
934	16.33	17.75
935	17.01	21.34
936	17.89	23.54
937	16.48	24.33
938	17.20	22.26
939	19.96	26.54
940	20.42	27.00
941	15.32	28.42
942	22.54	25.49
943	23.59	21.99
944	23.74	23.04
945	23.99	18.88
946	25.13	15.41
947	20.31	12.31
948	16.53	13.00
949	16.82	8.86
950	17.89	9.07
951	24.36	12.66
952	25.90	11.82
953	25.94	14.87
954	24.96	13.06
955	19.89	6.71
956	19.67	4.02
957	22.11	7.25
958	25.10	8.23
959	19.46	6.39
960	21.43	9.87
961	23.04	11.11
962	15.79	14.35
963	11.61	15.09
964	12.08	14.82
965	12.52	11.72
966	8.96	13.12
967	11.14	14.79
968	12.53	14.21
969	8.61	14.61
970	7.63	10.99
971	8.41	12.47
972	14.11	11.59
973	14.49	11.16
974	14.30	9.65
975	11.02	11.91
976	10.19	18.52
977	12.10	18.91
978	13.92	21.65
979	14.23	17.29
980	12.67	16.58
981	11.49	16.73
982	13.05	15.03
983	9.77	14.55
984	9.15	16.37

Attachment 3-A

	Barton (2014-2016 Average)	Buffalo Ridge (2014- 2016 Average)
Hour	<i>MW</i>	<i>MW</i>
985	15.71	19.37
986	17.00	20.03
987	13.67	19.95
988	13.36	19.92
989	4.76	20.73
990	9.82	27.48
991	14.01	27.32
992	15.29	26.81
993	15.66	23.83
994	19.96	28.96
995	23.55	23.83
996	23.72	24.95
997	22.28	26.14
998	17.93	24.32
999	16.53	27.46
1000	27.34	28.95
1001	26.47	21.45
1002	26.68	26.87
1003	29.83	17.51
1004	27.74	21.38
1005	25.32	27.92
1006	16.94	26.40
1007	27.53	28.40
1008	22.30	30.19
1009	26.85	22.80
1010	28.26	20.99
1011	29.31	18.66
1012	21.51	14.05
1013	29.15	21.62
1014	27.05	19.49
1015	23.67	21.45
1016	24.18	19.51
1017	23.21	21.67
1018	21.22	19.95
1019	19.59	14.43
1020	16.64	12.58
1021	15.44	11.20
1022	16.32	12.05
1023	16.08	12.53
1024	16.02	11.64
1025	15.62	14.76
1026	15.28	19.56
1027	14.35	23.95
1028	12.64	24.46
1029	12.45	25.05
1030	16.07	26.30
1031	23.94	29.27
1032	22.56	28.96
1033	22.96	18.20
1034	18.41	16.07
1035	17.22	9.95
1036	19.03	11.90
1037	13.19	8.05
1038	10.22	5.35
1039	10.73	4.03
1040	14.00	3.03
1041	16.21	7.19
1042	19.17	21.85

Attachment 3-A

	Barton (2014-2016 Average)	Buffalo Ridge (2014-2016 Average)
Hour	<i>MW</i>	<i>MW</i>
1043	19.35	24.96
1044	21.16	23.92
1045	13.04	21.10
1046	5.41	25.77
1047	4.80	26.42
1048	20.98	27.26
1049	14.11	28.87
1050	23.82	24.22
1051	17.24	22.72
1052	17.73	21.56
1053	27.75	20.61
1054	32.45	17.29
1055	29.23	17.42
1056	27.04	17.83
1057	29.17	22.78
1058	34.65	34.09
1059	33.63	28.61
1060	26.10	20.96
1061	31.13	18.57
1062	32.47	20.13
1063	32.33	19.97
1064	33.71	16.56
1065	33.62	15.65
1066	37.84	14.99
1067	36.82	16.52
1068	39.26	16.98
1069	39.18	15.06
1070	35.64	16.61
1071	34.09	12.41
1072	32.17	7.37
1073	32.09	5.73
1074	24.36	5.88
1075	20.34	6.95
1076	16.44	7.27
1077	14.54	3.36
1078	14.02	1.65
1079	9.94	3.67
1080	9.83	5.15
1081	8.09	6.86
1082	3.88	14.27
1083	1.57	17.72
1084	2.26	19.80
1085	1.59	12.90
1086	2.55	21.64
1087	6.89	13.64
1088	11.78	27.04
1089	2.73	21.85
1090	3.14	16.18
1091	3.13	15.50
1092	3.00	12.05
1093	2.94	11.52
1094	2.85	11.37
1095	3.93	11.30
1096	4.51	9.72
1097	6.25	11.68
1098	12.71	19.77
1099	8.54	14.40
1100	8.10	14.62

Attachment 3-A

	Barton (2014-2016 Average)	Buffalo Ridge (2014- 2016 Average)
Hour	<i>MW</i>	<i>MW</i>
1101	7.18	13.61
1102	9.78	6.57
1103	10.98	13.87
1104	13.79	4.72
1105	18.93	12.49
1106	16.31	17.94
1107	13.81	16.93
1108	8.82	15.75
1109	7.34	15.88
1110	4.38	15.13
1111	2.92	9.63
1112	5.55	9.13
1113	8.50	12.59
1114	7.28	9.61
1115	5.67	13.15
1116	4.96	17.31
1117	7.54	15.85
1118	7.86	15.81
1119	6.88	20.06
1120	8.08	17.44
1121	11.02	5.95
1122	12.42	5.06
1123	15.61	3.14
1124	9.57	3.27
1125	12.78	3.22
1126	13.94	3.01
1127	17.08	0.63
1128	12.88	0.00
1129	10.85	3.43
1130	10.90	2.30
1131	10.87	8.19
1132	11.69	7.15
1133	9.58	21.61
1134	6.57	15.18
1135	3.73	17.57
1136	7.36	8.24
1137	5.52	17.83
1138	1.88	16.07
1139	14.21	19.48
1140	24.51	9.38
1141	19.59	13.29
1142	15.12	23.04
1143	21.80	14.96
1144	12.18	16.47
1145	13.83	19.05
1146	13.83	25.86
1147	12.14	32.56
1148	15.24	22.50
1149	13.71	21.10
1150	20.68	25.79
1151	25.46	25.83
1152	27.75	19.01
1153	28.58	19.64
1154	30.59	36.81
1155	31.01	24.80
1156	33.63	23.88
1157	29.30	25.71
1158	26.25	26.73

Attachment 3-A

	Barton (2014-2016 Average)	Buffalo Ridge (2014- 2016 Average)
Hour	<i>MW</i>	<i>MW</i>
1159	29.36	29.48
1160	34.89	27.50
1161	33.75	27.48
1162	33.78	29.04
1163	32.30	31.68
1164	30.63	22.92
1165	29.43	20.05
1166	30.50	30.55
1167	31.20	32.77
1168	31.51	36.99
1169	31.04	35.28
1170	31.68	34.76
1171	32.84	28.96
1172	40.06	19.42
1173	42.25	18.01
1174	39.83	18.75
1175	33.79	22.34
1176	31.98	18.01
1177	30.63	18.06
1178	33.91	21.37
1179	33.42	21.65
1180	27.20	24.01
1181	23.37	19.27
1182	21.89	18.35
1183	20.28	19.14
1184	19.31	16.95
1185	19.61	12.93
1186	18.26	11.83
1187	16.84	20.39
1188	14.47	28.80
1189	14.11	27.88
1190	15.45	29.81
1191	16.06	24.91
1192	16.56	18.98
1193	17.42	20.81
1194	22.70	22.61
1195	24.82	20.34
1196	25.54	23.07
1197	27.87	26.59
1198	29.24	28.87
1199	18.14	29.18
1200	18.42	25.74
1201	18.21	16.21
1202	25.75	23.21
1203	22.68	24.87
1204	23.73	24.00
1205	23.78	22.55
1206	27.24	30.45
1207	21.77	24.32
1208	24.10	15.24
1209	26.03	16.27
1210	17.24	12.71
1211	21.28	9.12
1212	21.95	12.01
1213	23.95	8.42
1214	17.78	9.82
1215	17.71	13.61
1216	15.56	15.11

Attachment 3-A

	Barton (2014-2016 Average)	Buffalo Ridge (2014- 2016 Average)
Hour	<i>MW</i>	<i>MW</i>
1217	21.83	14.56
1218	17.48	15.49
1219	5.56	2.67
1220	3.65	1.29
1221	3.18	16.41
1222	3.89	12.44
1223	5.18	5.42
1224	5.11	2.56
1225	6.41	3.10
1226	5.41	3.75
1227	7.27	8.56
1228	4.65	2.87
1229	3.96	8.06
1230	3.23	4.88
1231	3.96	5.35
1232	2.97	8.34
1233	3.59	11.06
1234	2.87	14.25
1235	4.92	18.34
1236	8.36	22.46
1237	4.02	22.26
1238	5.45	24.80
1239	6.69	24.47
1240	8.93	23.79
1241	9.80	22.75
1242	11.02	24.30
1243	11.41	23.47
1244	14.35	24.23
1245	14.24	24.27
1246	14.74	20.25
1247	14.17	17.11
1248	14.70	13.29
1249	12.11	11.54
1250	11.72	10.54
1251	11.14	10.13
1252	10.04	13.28
1253	9.51	13.96
1254	11.31	14.56
1255	12.06	13.91
1256	12.68	11.22
1257	10.89	8.65
1258	12.39	12.39
1259	12.16	11.49
1260	8.45	11.36
1261	11.43	13.90
1262	12.22	12.31
1263	14.39	13.17
1264	15.68	15.07
1265	12.16	13.08
1266	14.19	10.57
1267	10.50	8.84
1268	7.08	6.93
1269	7.80	5.17
1270	7.63	6.55
1271	8.62	9.81
1272	15.89	10.49
1273	14.00	9.94
1274	13.53	10.33

Attachment 3-A

	Barton (2014-2016 Average)	Buffalo Ridge (2014-2016 Average)
Hour	<i>MW</i>	<i>MW</i>
1275	12.35	14.17
1276	14.71	18.17
1277	14.05	20.14
1278	10.73	26.13
1279	7.07	30.31
1280	6.59	32.52
1281	5.79	29.66
1282	8.84	24.51
1283	8.52	28.42
1284	10.80	28.46
1285	12.11	31.51
1286	13.09	30.91
1287	13.02	34.20
1288	14.17	35.17
1289	21.39	37.23
1290	18.04	34.15
1291	17.88	34.77
1292	20.58	29.36
1293	28.61	26.69
1294	30.40	23.18
1295	21.31	10.94
1296	23.13	10.31
1297	21.46	23.64
1298	27.74	20.28
1299	25.55	17.03
1300	17.37	15.79
1301	17.36	14.20
1302	22.89	12.74
1303	22.91	14.91
1304	28.27	12.95
1305	29.43	16.83
1306	28.24	15.08
1307	23.00	13.85
1308	21.49	13.61
1309	21.17	14.25
1310	18.16	13.58
1311	18.97	14.86
1312	19.07	12.31
1313	22.65	15.30
1314	21.46	11.70
1315	19.66	9.04
1316	19.59	11.93
1317	22.28	12.23
1318	21.23	15.77
1319	18.68	21.30
1320	17.05	25.29
1321	19.77	23.93
1322	17.66	21.30
1323	14.87	17.24
1324	18.11	23.00
1325	20.17	28.37
1326	17.69	28.73
1327	21.29	36.03
1328	23.40	34.51
1329	24.69	24.62
1330	26.18	31.66
1331	23.62	31.96
1332	23.31	30.58

Attachment 3-A

	Barton (2014-2016 Average)	Buffalo Ridge (2014-2016 Average)
Hour	<i>MW</i>	<i>MW</i>
1333	24.16	28.08
1334	25.66	29.58
1335	27.33	30.91
1336	30.98	23.52
1337	31.97	20.89
1338	28.05	25.40
1339	17.54	28.27
1340	16.52	27.37
1341	15.35	24.08
1342	18.55	16.83
1343	21.17	14.59
1344	21.51	20.91
1345	19.86	21.86
1346	29.76	23.03
1347	30.43	25.07
1348	22.49	25.64
1349	18.78	29.52
1350	17.48	32.74
1351	18.88	32.89
1352	14.34	33.31
1353	16.75	32.23
1354	15.48	25.75
1355	17.37	22.77
1356	13.62	22.77
1357	14.60	10.11
1358	6.89	14.99
1359	11.26	7.63
1360	11.06	10.69
1361	10.77	23.46
1362	8.21	19.01
1363	12.51	17.42
1364	10.14	23.12
1365	23.36	18.82
1366	19.71	19.58
1367	14.82	22.50
1368	16.32	17.81
1369	16.45	15.31
1370	16.12	11.71
1371	15.95	8.49
1372	19.49	5.53
1373	9.44	9.16
1374	8.35	7.31
1375	15.46	17.53
1376	17.48	12.04
1377	13.11	14.17
1378	14.85	12.01
1379	10.66	10.64
1380	10.69	7.91
1381	9.12	5.31
1382	7.78	4.79
1383	10.96	3.53
1384	9.18	3.83
1385	7.00	2.31
1386	8.49	6.15
1387	8.39	11.40
1388	8.87	18.01
1389	8.45	22.62
1390	7.54	22.17

Attachment 3-A

	Barton (2014-2016 Average)	Buffalo Ridge (2014- 2016 Average)
Hour	<i>MW</i>	<i>MW</i>
1391	12.18	28.98
1392	15.70	26.62
1393	15.51	32.51
1394	20.06	33.68
1395	18.32	24.05
1396	17.82	33.56
1397	23.26	34.16
1398	27.69	30.71
1399	27.98	37.52
1400	30.07	39.51
1401	29.51	38.16
1402	25.38	40.36
1403	20.84	37.16
1404	24.37	38.21
1405	19.85	33.64
1406	13.34	37.50
1407	10.62	38.06
1408	10.50	33.85
1409	17.17	35.94
1410	11.03	31.57
1411	15.59	31.79
1412	17.22	23.15
1413	18.45	30.56
1414	16.68	27.19
1415	18.80	35.99
1416	22.01	37.07
1417	17.57	28.50
1418	12.28	12.31
1419	14.11	10.38
1420	18.81	9.74
1421	19.62	7.85
1422	14.14	6.20
1423	10.78	8.69
1424	9.73	19.50
1425	7.42	14.32
1426	5.59	16.21
1427	8.04	13.09
1428	8.23	8.31
1429	8.81	12.42
1430	17.87	12.98
1431	22.32	14.78
1432	21.33	17.98
1433	16.94	18.25
1434	10.00	19.98
1435	17.36	18.18
1436	19.12	12.76
1437	19.28	12.19
1438	31.20	10.97
1439	31.08	11.64
1440	27.30	14.12
1441	26.14	5.99
1442	20.48	3.84
1443	19.29	6.20
1444	19.06	12.27
1445	16.03	11.37
1446	14.01	4.90
1447	11.64	2.93
1448	10.88	5.47

Attachment 3-A

	Barton (2014-2016 Average)	Buffalo Ridge (2014-2016 Average)
Hour	<i>MW</i>	<i>MW</i>
1449	9.72	7.38
1450	7.52	8.16
1451	6.85	9.09
1452	3.89	9.00
1453	3.39	13.28
1454	4.35	15.10
1455	4.14	18.46
1456	6.18	19.52
1457	6.78	21.91
1458	8.80	13.39
1459	9.15	19.73
1460	11.97	19.70
1461	10.56	16.07
1462	11.72	13.53
1463	15.27	10.66
1464	16.79	7.00
1465	20.02	13.66
1466	18.93	13.25
1467	13.21	10.98
1468	13.94	8.39
1469	13.80	11.04
1470	9.80	5.01
1471	7.47	3.04
1472	4.81	4.13
1473	1.97	2.51
1474	0.00	11.77
1475	0.03	20.21
1476	0.30	21.56
1477	6.71	23.49
1478	17.46	27.79
1479	14.16	28.36
1480	11.18	6.57
1481	3.84	18.84
1482	13.97	10.84
1483	12.09	10.12
1484	16.92	6.31
1485	17.37	8.73
1486	20.03	14.60
1487	16.64	16.78
1488	22.73	17.77
1489	23.09	13.57
1490	18.53	14.25
1491	14.55	11.84
1492	16.08	11.04
1493	15.90	9.87
1494	15.58	11.35
1495	10.26	12.17
1496	9.86	16.94
1497	8.93	16.15
1498	9.67	17.22
1499	6.80	14.67
1500	6.06	20.58
1501	8.21	27.94
1502	7.90	31.58
1503	9.85	30.77
1504	16.27	29.38
1505	18.91	24.67
1506	24.71	19.30

Attachment 3-A

	Barton (2014-2016 Average)	Buffalo Ridge (2014-2016 Average)
Hour	<i>MW</i>	<i>MW</i>
1507	14.98	18.40
1508	10.52	20.34
1509	13.28	19.79
1510	20.72	21.89
1511	15.16	16.34
1512	20.90	12.28
1513	15.39	13.71
1514	19.41	15.29
1515	23.07	9.22
1516	24.86	10.08
1517	20.08	6.12
1518	9.88	5.85
1519	7.51	3.00
1520	10.79	3.19
1521	13.96	4.89
1522	12.30	4.87
1523	10.39	2.19
1524	9.58	4.92
1525	11.36	5.21
1526	8.90	6.23
1527	6.86	10.35
1528	6.36	14.84
1529	5.39	17.53
1530	3.88	17.58
1531	4.20	24.04
1532	9.94	37.80
1533	12.29	37.82
1534	15.12	29.21
1535	17.27	29.30
1536	20.23	35.79
1537	30.59	30.12
1538	16.61	10.85
1539	21.79	19.90
1540	23.10	16.05
1541	22.76	19.52
1542	21.68	21.20
1543	19.52	29.35
1544	18.63	22.61
1545	19.96	13.28
1546	20.24	30.47
1547	29.36	33.49
1548	19.82	30.01
1549	22.19	26.61
1550	25.08	31.15
1551	22.09	28.74
1552	29.49	22.97
1553	23.35	19.37
1554	29.49	16.38
1555	28.95	22.75
1556	27.95	26.14
1557	30.30	28.33
1558	28.52	28.80
1559	18.62	29.11
1560	4.40	15.07
1561	2.67	8.33
1562	5.28	10.42
1563	2.99	8.99
1564	7.00	7.96

Attachment 3-A

	Barton (2014-2016 Average)	Buffalo Ridge (2014-2016 Average)
Hour	<i>MW</i>	<i>MW</i>
1565	18.63	12.79
1566	17.20	20.48
1567	25.00	24.07
1568	29.19	29.56
1569	29.14	27.82
1570	26.91	29.24
1571	23.11	32.84
1572	21.09	30.52
1573	18.98	30.09
1574	20.13	27.37
1575	25.48	29.48
1576	32.06	28.72
1577	23.27	28.11
1578	28.83	22.20
1579	27.18	19.63
1580	26.18	21.54
1581	34.51	22.00
1582	29.39	13.92
1583	14.97	12.76
1584	8.62	10.72
1585	10.07	11.97
1586	12.55	20.83
1587	10.03	20.39
1588	7.58	25.58
1589	8.78	14.93
1590	13.87	6.30
1591	9.40	4.07
1592	9.10	7.10
1593	8.16	17.64
1594	11.77	15.62
1595	5.75	4.67
1596	5.17	4.03
1597	4.44	4.40
1598	4.86	5.38
1599	3.46	4.84
1600	5.26	5.90
1601	6.05	8.03
1602	9.22	19.52
1603	10.74	13.62
1604	14.39	15.87
1605	13.42	23.68
1606	11.35	19.23
1607	13.90	17.19
1608	13.32	16.78
1609	16.03	20.65
1610	19.66	26.85
1611	17.57	20.71
1612	17.29	8.71
1613	7.84	14.47
1614	10.08	14.72
1615	9.58	15.23
1616	14.15	15.20
1617	14.16	17.73
1618	16.02	14.35
1619	11.85	16.51
1620	13.10	22.37
1621	14.07	23.67
1622	16.60	27.23

Attachment 3-A

	Barton (2014-2016 Average)	Buffalo Ridge (2014- 2016 Average)
Hour	<i>MW</i>	<i>MW</i>
1623	19.02	25.76
1624	26.47	22.85
1625	23.89	22.44
1626	22.61	11.34
1627	22.05	11.62
1628	23.48	7.75
1629	20.21	7.86
1630	14.96	11.39
1631	18.18	12.03
1632	18.94	14.71
1633	20.45	20.80
1634	21.83	20.25
1635	19.71	18.53
1636	19.14	18.16
1637	19.75	21.38
1638	16.89	24.56
1639	18.85	25.35
1640	18.59	23.37
1641	19.70	20.91
1642	14.13	16.73
1643	12.15	12.07
1644	9.95	7.39
1645	10.39	3.36
1646	9.26	3.35
1647	6.85	3.56
1648	6.41	4.15
1649	5.17	3.92
1650	3.91	4.73
1651	7.03	4.33
1652	11.70	4.80
1653	15.67	5.78
1654	13.81	6.44
1655	12.79	13.57
1656	16.04	20.05
1657	15.66	18.92
1658	14.97	25.80
1659	11.58	24.99
1660	8.76	23.38
1661	8.68	20.73
1662	9.49	9.56
1663	9.41	8.62
1664	5.27	25.73
1665	6.87	25.16
1666	8.59	21.76
1667	7.70	16.29
1668	11.06	17.74
1669	16.25	17.15
1670	9.43	9.80
1671	6.56	17.59
1672	11.45	32.56
1673	19.86	40.04
1674	22.52	35.86
1675	22.43	37.65
1676	27.04	37.28
1677	20.06	26.78
1678	27.33	16.27
1679	18.95	19.89
1680	14.61	17.76

Attachment 3-A

	Barton (2014-2016 Average)	Buffalo Ridge (2014-2016 Average)
Hour	<i>MW</i>	<i>MW</i>
1681	11.26	19.25
1682	3.18	18.23
1683	8.71	12.07
1684	9.29	17.00
1685	8.63	13.44
1686	3.04	2.72
1687	26.55	15.05
1688	31.96	17.45
1689	30.05	17.79
1690	32.36	25.59
1691	28.65	24.73
1692	19.55	22.57
1693	18.35	12.87
1694	18.31	13.38
1695	18.82	22.33
1696	17.65	11.34
1697	20.41	12.12
1698	19.41	15.00
1699	19.52	8.93
1700	24.69	9.98
1701	22.98	5.16
1702	19.63	5.06
1703	5.51	10.02
1704	5.96	15.54
1705	5.52	16.09
1706	8.13	16.46
1707	9.04	16.30
1708	5.99	14.46
1709	7.40	18.82
1710	6.65	19.65
1711	13.69	23.36
1712	23.18	27.20
1713	16.80	26.51
1714	14.08	19.80
1715	8.61	14.85
1716	9.36	13.99
1717	14.19	16.70
1718	16.47	19.20
1719	12.18	25.11
1720	10.13	15.36
1721	7.66	15.23
1722	8.66	15.69
1723	9.48	19.43
1724	18.77	15.63
1725	22.38	16.59
1726	18.98	13.40
1727	2.13	12.78
1728	1.19	5.32
1729	0.65	4.08
1730	0.95	1.85
1731	1.04	0.84
1732	2.44	4.47
1733	10.41	12.95
1734	10.16	8.68
1735	5.83	25.57
1736	20.76	28.55
1737	15.19	26.38
1738	19.80	20.60

Attachment 3-A

	Barton (2014-2016 Average)	Buffalo Ridge (2014-2016 Average)
Hour	<i>MW</i>	<i>MW</i>
1739	21.34	17.12
1740	11.89	15.22
1741	17.18	15.98
1742	19.06	14.77
1743	19.39	11.89
1744	14.00	10.57
1745	18.27	10.06
1746	15.53	9.22
1747	13.03	5.32
1748	16.93	9.00
1749	16.77	12.89
1750	20.34	18.89
1751	12.37	23.60
1752	14.26	26.61
1753	14.65	26.63
1754	16.36	26.64
1755	12.65	11.13
1756	8.56	10.55
1757	7.30	11.16
1758	5.02	13.93
1759	3.47	18.16
1760	2.96	15.37
1761	5.45	14.62
1762	2.86	15.92
1763	1.85	13.72
1764	1.25	13.65
1765	2.50	22.15
1766	2.34	23.42
1767	1.94	19.62
1768	4.41	14.76
1769	14.12	14.06
1770	21.61	12.13
1771	25.24	13.23
1772	22.92	18.06
1773	21.31	23.65
1774	17.44	31.21
1775	26.06	30.40
1776	23.02	24.64
1777	24.30	21.43
1778	24.41	16.01
1779	22.23	11.41
1780	24.78	7.00
1781	20.70	9.49
1782	16.63	12.01
1783	29.22	9.76
1784	26.02	15.38
1785	27.99	6.44
1786	30.35	9.65
1787	27.94	17.37
1788	22.39	21.66
1789	19.53	22.39
1790	20.64	24.41
1791	26.39	19.58
1792	21.38	19.49
1793	13.74	20.50
1794	21.24	20.98
1795	24.51	21.28
1796	16.03	25.06

Attachment 3-A

	Barton (2014-2016 Average)	Buffalo Ridge (2014- 2016 Average)
Hour	<i>MW</i>	<i>MW</i>
1797	13.88	27.86
1798	8.41	29.51
1799	24.54	41.53
1800	27.68	38.44
1801	22.92	41.70
1802	20.17	44.41
1803	15.44	36.00
1804	15.80	29.00
1805	19.53	25.64
1806	28.61	33.30
1807	31.73	29.30
1808	28.29	26.33
1809	25.73	25.12
1810	20.33	26.35
1811	17.61	23.26
1812	13.75	23.98
1813	19.39	21.58
1814	34.05	19.26
1815	29.45	17.09
1816	28.55	12.47
1817	27.02	13.00
1818	25.24	14.62
1819	20.65	17.64
1820	20.33	16.09
1821	20.80	15.19
1822	7.37	16.85
1823	5.47	12.77
1824	5.62	14.35
1825	4.02	5.80
1826	4.61	4.83
1827	7.15	8.53
1828	16.54	13.46
1829	12.02	18.04
1830	8.92	16.12
1831	11.05	18.09
1832	13.42	17.12
1833	14.59	17.19
1834	10.46	15.18
1835	6.04	14.61
1836	4.90	2.57
1837	2.24	9.41
1838	4.12	18.49
1839	6.50	15.22
1840	7.02	20.93
1841	5.56	19.83
1842	3.19	22.73
1843	9.40	22.51
1844	9.05	20.06
1845	3.89	18.69
1846	7.48	20.17
1847	10.19	21.19
1848	8.42	25.80
1849	9.18	25.65
1850	10.49	24.18
1851	12.39	23.22
1852	13.47	21.54
1853	8.86	24.47
1854	13.55	23.08

Attachment 3-A

	Barton (2014-2016 Average)	Buffalo Ridge (2014-2016 Average)
Hour	<i>MW</i>	<i>MW</i>
1855	10.04	22.07
1856	6.72	23.05
1857	17.99	25.09
1858	17.57	19.71
1859	12.93	18.92
1860	8.94	24.88
1861	16.45	27.68
1862	25.01	29.17
1863	26.74	26.58
1864	23.80	22.23
1865	25.50	17.97
1866	24.84	25.45
1867	19.35	25.78
1868	10.70	20.04
1869	12.30	14.86
1870	13.89	10.68
1871	16.71	8.97
1872	19.68	7.84
1873	19.98	5.54
1874	19.34	4.15
1875	9.27	6.27
1876	6.44	6.52
1877	7.63	9.41
1878	8.51	12.42
1879	7.13	17.32
1880	5.73	19.08
1881	3.83	15.85
1882	1.54	8.05
1883	1.85	4.69
1884	2.83	5.08
1885	3.26	10.87
1886	5.01	13.92
1887	6.43	16.87
1888	7.68	18.25
1889	8.91	18.05
1890	10.52	5.18
1891	9.40	13.63
1892	9.63	21.89
1893	13.49	26.98
1894	17.56	24.09
1895	21.07	15.85
1896	22.64	8.63
1897	25.12	11.73
1898	18.52	12.04
1899	19.05	16.23
1900	15.13	20.49
1901	15.58	26.02
1902	19.26	28.64
1903	15.33	30.62
1904	15.27	34.43
1905	16.55	27.01
1906	16.92	19.60
1907	12.13	22.24
1908	16.01	20.46
1909	19.44	3.80
1910	24.17	0.75
1911	23.27	4.57
1912	16.60	6.06

Attachment 3-A

	Barton (2014-2016 Average)	Buffalo Ridge (2014-2016 Average)
Hour	<i>MW</i>	<i>MW</i>
1913	16.59	5.21
1914	16.26	8.04
1915	17.86	9.27
1916	14.54	8.94
1917	15.44	22.98
1918	18.69	24.11
1919	17.07	22.51
1920	15.67	25.44
1921	14.52	13.96
1922	16.23	25.20
1923	17.68	21.84
1924	14.82	31.23
1925	9.59	36.36
1926	12.58	36.05
1927	13.03	40.73
1928	7.20	37.57
1929	8.07	39.97
1930	8.12	37.27
1931	13.49	30.93
1932	22.23	32.53
1933	21.56	30.49
1934	22.61	30.46
1935	22.93	29.91
1936	26.28	31.76
1937	23.62	31.25
1938	21.48	29.98
1939	20.10	29.77
1940	23.33	31.37
1941	26.00	30.41
1942	28.18	28.71
1943	26.15	30.00
1944	25.10	27.49
1945	28.58	16.61
1946	33.88	21.25
1947	26.92	13.00
1948	21.01	10.58
1949	22.85	12.14
1950	21.56	12.00
1951	17.65	14.75
1952	15.94	15.69
1953	16.09	15.86
1954	17.27	15.50
1955	16.34	15.90
1956	14.51	15.85
1957	16.61	15.90
1958	15.37	18.31
1959	13.28	19.40
1960	12.04	19.04
1961	12.75	19.25
1962	14.33	20.85
1963	13.61	21.60
1964	13.81	20.90
1965	11.24	23.11
1966	9.23	25.25
1967	9.49	27.92
1968	12.58	27.91
1969	15.91	25.73
1970	11.41	21.74

Attachment 3-A

	Barton (2014-2016 Average)	Buffalo Ridge (2014-2016 Average)
Hour	<i>MW</i>	<i>MW</i>
1971	11.58	16.56
1972	16.96	16.63
1973	19.46	20.57
1974	17.65	23.19
1975	22.20	22.93
1976	23.56	23.10
1977	26.20	20.36
1978	25.60	16.43
1979	26.99	18.52
1980	29.53	18.56
1981	25.74	22.62
1982	25.24	20.59
1983	24.29	20.04
1984	24.70	20.12
1985	22.20	4.00
1986	15.80	3.01
1987	15.87	11.88
1988	18.51	24.54
1989	20.72	24.37
1990	16.08	23.49
1991	9.72	25.72
1992	10.08	28.95
1993	10.85	29.44
1994	13.64	22.82
1995	16.35	37.38
1996	11.82	39.40
1997	13.23	38.61
1998	13.28	37.21
1999	5.69	18.30
2000	6.53	23.00
2001	13.30	25.91
2002	25.96	31.78
2003	27.14	29.91
2004	28.77	30.76
2005	31.73	32.39
2006	31.89	36.49
2007	30.37	35.34
2008	28.75	33.44
2009	27.55	28.05
2010	27.87	19.92
2011	27.23	15.87
2012	27.83	14.19
2013	25.47	15.50
2014	27.79	14.49
2015	21.67	15.34
2016	20.97	16.45
2017	20.42	14.49
2018	26.26	18.77
2019	26.75	18.61
2020	27.21	24.74
2021	23.80	28.49
2022	24.76	27.84
2023	26.00	26.57
2024	27.66	28.08
2025	25.62	11.71
2026	26.84	25.28
2027	29.61	12.68
2028	27.62	9.34

Attachment 3-A

	Barton (2014-2016 Average)	Buffalo Ridge (2014-2016 Average)
Hour	<i>MW</i>	<i>MW</i>
2029	22.92	9.00
2030	12.73	11.00
2031	20.96	11.81
2032	16.32	15.22
2033	26.67	18.47
2034	10.87	18.95
2035	17.50	29.26
2036	22.63	26.50
2037	12.67	17.70
2038	12.67	13.29
2039	15.89	14.85
2040	15.66	14.41
2041	9.22	12.42
2042	7.95	10.89
2043	11.53	14.55
2044	5.78	12.04
2045	5.29	13.16
2046	6.10	11.66
2047	10.30	11.69
2048	13.36	6.44
2049	13.21	5.34
2050	17.15	6.16
2051	17.25	7.57
2052	15.34	8.02
2053	13.86	13.93
2054	10.12	11.76
2055	9.88	0.83
2056	8.61	1.68
2057	8.65	2.88
2058	13.53	2.62
2059	15.81	0.64
2060	11.49	0.44
2061	3.78	8.95
2062	6.60	12.89
2063	5.39	9.92
2064	3.30	10.69
2065	2.26	15.35
2066	8.59	15.06
2067	16.73	20.83
2068	15.98	22.90
2069	15.20	23.11
2070	12.78	22.57
2071	10.96	24.37
2072	10.35	22.26
2073	9.21	19.93
2074	9.30	17.11
2075	5.31	16.96
2076	5.78	14.60
2077	2.78	16.93
2078	3.20	18.26
2079	4.87	19.18
2080	4.46	20.83
2081	9.04	21.62
2082	11.22	23.80
2083	10.04	22.41
2084	11.03	23.70
2085	7.80	26.95
2086	7.97	1.00

Attachment 3-A

	Barton (2014-2016 Average)	Buffalo Ridge (2014-2016 Average)
Hour	<i>MW</i>	<i>MW</i>
2087	7.31	1.51
2088	23.10	0.00
2089	7.29	0.00
2090	6.95	2.64
2091	5.19	8.69
2092	5.83	10.06
2093	3.80	10.83
2094	3.25	21.74
2095	11.46	27.03
2096	6.77	31.82
2097	19.37	34.58
2098	23.50	32.99
2099	19.87	32.93
2100	12.79	33.51
2101	15.17	28.91
2102	17.40	29.73
2103	15.85	29.62
2104	20.86	33.56
2105	15.32	15.58
2106	21.56	12.77
2107	17.68	19.94
2108	26.78	21.49
2109	28.14	11.21
2110	22.26	12.31
2111	23.60	12.74
2112	24.37	13.60
2113	20.75	19.49
2114	9.92	12.45
2115	15.70	17.89
2116	18.62	16.93
2117	23.25	13.66
2118	24.39	12.37
2119	25.92	7.80
2120	28.49	20.98
2121	13.99	14.31
2122	11.14	5.70
2123	7.17	3.72
2124	7.05	2.74
2125	6.94	9.51
2126	11.60	17.80
2127	18.54	21.53
2128	8.91	15.54
2129	10.99	16.01
2130	9.76	14.39
2131	15.53	24.80
2132	20.90	24.36
2133	14.85	19.02
2134	21.83	18.14
2135	22.49	12.20
2136	17.65	11.30
2137	8.97	7.59
2138	8.86	8.34
2139	5.34	7.20
2140	6.37	4.37
2141	7.64	6.19
2142	6.45	7.98
2143	11.47	7.91
2144	13.59	15.19

Attachment 3-A

	Barton (2014-2016 Average)	Buffalo Ridge (2014-2016 Average)
Hour	<i>MW</i>	<i>MW</i>
2145	10.98	9.96
2146	16.64	14.70
2147	11.86	4.51
2148	15.31	0.92
2149	16.95	5.74
2150	14.84	3.16
2151	14.64	6.49
2152	13.03	16.22
2153	11.08	17.35
2154	5.02	18.29
2155	0.81	19.06
2156	0.81	21.63
2157	2.65	24.40
2158	2.06	20.62
2159	3.24	21.47
2160	4.21	28.47
2161	4.51	17.09
2162	3.54	16.00
2163	6.17	18.78
2164	9.01	12.25
2165	6.48	17.77
2166	4.61	25.65
2167	7.69	25.73
2168	17.08	25.81
2169	21.92	33.18
2170	18.28	38.04
2171	19.06	31.34
2172	12.95	32.82
2173	22.88	31.16
2174	32.81	31.43
2175	37.13	32.85
2176	25.68	31.04
2177	19.14	26.55
2178	16.39	23.70
2179	15.89	14.28
2180	18.99	25.85
2181	27.91	26.56
2182	20.28	23.13
2183	15.91	24.12
2184	9.38	32.29
2185	15.29	22.21
2186	12.88	21.71
2187	15.61	22.65
2188	18.70	19.19
2189	21.75	19.33
2190	23.38	25.27
2191	15.70	28.11
2192	22.34	27.94
2193	22.33	24.45
2194	21.24	24.07
2195	21.03	28.95
2196	23.54	33.77
2197	27.28	32.90
2198	30.03	31.97
2199	32.08	33.70
2200	30.70	34.97
2201	33.47	30.17
2202	35.37	18.62

Attachment 3-A

	Barton (2014-2016 Average)	Buffalo Ridge (2014-2016 Average)
Hour	<i>MW</i>	<i>MW</i>
2203	33.39	26.74
2204	27.49	23.18
2205	25.16	24.28
2206	21.04	39.93
2207	20.37	38.99
2208	20.42	29.98
2209	19.92	13.58
2210	24.43	15.33
2211	23.53	23.81
2212	27.36	16.49
2213	22.43	17.54
2214	20.73	30.48
2215	24.44	14.33
2216	21.90	21.75
2217	26.29	18.29
2218	36.86	16.84
2219	29.31	20.79
2220	28.87	22.03
2221	27.60	19.34
2222	27.03	18.69
2223	17.86	16.87
2224	16.59	14.67
2225	16.74	14.50
2226	17.06	15.52
2227	15.18	14.40
2228	20.94	12.00
2229	24.71	15.24
2230	21.92	28.87
2231	19.58	30.45
2232	11.50	26.22
2233	8.80	22.80
2234	10.39	17.79
2235	15.93	12.98
2236	19.33	15.59
2237	25.41	12.98
2238	27.78	13.89
2239	25.28	13.10
2240	20.58	9.82
2241	17.44	8.16
2242	15.44	8.60
2243	19.58	6.47
2244	20.32	4.37
2245	20.81	7.10
2246	22.35	8.15
2247	22.28	9.80
2248	20.26	6.24
2249	8.96	8.90
2250	12.60	4.30
2251	13.52	10.67
2252	11.16	15.39
2253	11.17	15.18
2254	13.80	16.67
2255	12.89	18.93
2256	11.11	21.63
2257	18.60	26.47
2258	15.22	30.98
2259	11.50	30.60
2260	8.10	20.39

Attachment 3-A

	Barton (2014-2016 Average)	Buffalo Ridge (2014-2016 Average)
Hour	<i>MW</i>	<i>MW</i>
2261	8.47	28.00
2262	17.79	40.07
2263	17.42	44.86
2264	17.31	41.89
2265	17.03	34.08
2266	15.54	29.39
2267	16.92	35.35
2268	19.30	40.26
2269	19.51	43.65
2270	22.01	39.13
2271	22.55	36.28
2272	21.75	35.40
2273	21.50	36.74
2274	17.95	31.59
2275	18.53	37.30
2276	21.91	33.31
2277	27.47	21.15
2278	29.30	39.04
2279	23.81	28.12
2280	22.38	29.40
2281	16.46	28.92
2282	12.64	31.04
2283	9.95	30.93
2284	10.53	31.46
2285	5.08	30.22
2286	2.99	28.72
2287	7.80	29.86
2288	17.49	27.14
2289	19.20	29.84
2290	22.58	28.95
2291	26.17	26.75
2292	24.67	27.89
2293	26.31	29.52
2294	27.66	29.10
2295	28.48	29.70
2296	29.12	29.77
2297	28.05	30.53
2298	24.95	21.85
2299	25.02	15.78
2300	24.90	12.52
2301	22.68	13.41
2302	27.83	9.14
2303	23.51	7.19
2304	19.18	6.05
2305	21.06	5.02
2306	16.03	7.10
2307	14.02	5.68
2308	13.45	9.96
2309	12.37	10.71
2310	13.79	12.90
2311	12.15	22.08
2312	8.85	25.51
2313	6.01	27.71
2314	6.51	27.90
2315	7.05	27.96
2316	5.84	32.04
2317	7.39	32.21
2318	11.66	18.34

Attachment 3-A

	Barton (2014-2016 Average)	Buffalo Ridge (2014-2016 Average)
Hour	<i>MW</i>	<i>MW</i>
2319	12.01	23.52
2320	18.62	23.76
2321	25.70	20.80
2322	19.74	16.95
2323	23.63	16.29
2324	37.87	19.84
2325	36.50	24.25
2326	33.54	14.61
2327	25.13	12.56
2328	24.96	9.20
2329	21.16	11.50
2330	24.65	15.01
2331	21.55	14.01
2332	23.95	17.44
2333	26.05	19.92
2334	25.26	28.11
2335	27.82	26.36
2336	23.44	25.80
2337	23.62	23.88
2338	24.91	27.97
2339	28.06	32.89
2340	26.24	35.20
2341	23.87	30.97
2342	26.95	30.27
2343	23.36	26.99
2344	25.86	20.85
2345	26.66	18.69
2346	26.99	19.80
2347	29.62	20.19
2348	25.01	15.99
2349	24.80	8.31
2350	20.23	10.66
2351	15.11	12.89
2352	7.27	15.27
2353	8.02	17.78
2354	7.84	18.53
2355	4.45	20.02
2356	6.06	27.86
2357	6.47	13.01
2358	10.76	16.09
2359	15.72	20.14
2360	11.86	20.95
2361	8.38	29.66
2362	11.78	31.41
2363	6.43	37.56
2364	5.34	34.50
2365	9.28	34.08
2366	16.88	34.29
2367	19.06	28.99
2368	18.48	28.91
2369	15.67	25.67
2370	18.76	17.31
2371	26.32	33.07
2372	23.36	27.78
2373	27.17	31.61
2374	17.84	26.83
2375	20.53	15.50
2376	19.35	11.22

Attachment 3-A

	Barton (2014-2016 Average)	Buffalo Ridge (2014-2016 Average)
Hour	<i>MW</i>	<i>MW</i>
2377	15.89	23.99
2378	13.29	19.83
2379	11.56	8.82
2380	9.00	12.44
2381	12.65	14.98
2382	17.92	19.99
2383	25.63	35.80
2384	31.40	33.17
2385	31.42	30.69
2386	27.96	27.99
2387	32.02	24.49
2388	30.12	21.45
2389	27.71	20.53
2390	23.56	23.07
2391	30.74	25.91
2392	30.58	25.37
2393	22.74	23.48
2394	17.29	25.78
2395	14.02	19.83
2396	7.37	15.70
2397	8.21	15.16
2398	10.44	13.98
2399	9.52	11.66
2400	3.69	1.76
2401	5.20	4.04
2402	6.74	10.30
2403	9.34	29.76
2404	12.85	23.19
2405	15.94	17.68
2406	23.58	15.00
2407	19.11	22.38
2408	17.51	15.30
2409	20.14	17.63
2410	25.59	22.83
2411	23.41	24.74
2412	28.82	23.71
2413	28.13	19.32
2414	28.65	19.13
2415	30.00	19.41
2416	27.96	20.27
2417	25.84	20.14
2418	25.26	19.93
2419	23.37	15.37
2420	23.56	18.43
2421	15.70	20.16
2422	9.94	18.19
2423	8.41	11.60
2424	7.96	16.18
2425	9.25	15.25
2426	10.31	8.95
2427	9.46	7.47
2428	8.09	8.01
2429	3.74	12.69
2430	1.14	7.03
2431	0.99	15.35
2432	2.68	25.33
2433	3.53	27.44
2434	4.77	27.89

Attachment 3-A

	Barton (2014-2016 Average)	Buffalo Ridge (2014-2016 Average)
Hour	<i>MW</i>	<i>MW</i>
2435	3.11	24.20
2436	2.01	25.12
2437	6.58	26.76
2438	8.43	28.94
2439	9.55	30.56
2440	12.07	27.63
2441	13.30	22.44
2442	16.43	23.97
2443	17.27	24.81
2444	25.68	27.85
2445	25.19	19.93
2446	17.32	7.75
2447	15.94	18.28
2448	13.11	10.97
2449	8.82	19.18
2450	15.38	34.44
2451	7.84	34.10
2452	11.63	30.06
2453	16.97	21.05
2454	17.64	16.12
2455	25.27	11.58
2456	26.29	14.68
2457	22.14	10.16
2458	29.10	20.95
2459	29.38	26.16
2460	34.94	23.52
2461	21.15	25.35
2462	22.59	24.65
2463	14.36	24.97
2464	14.63	25.45
2465	17.91	21.28
2466	21.79	25.14
2467	19.43	24.98
2468	17.08	21.34
2469	30.26	20.29
2470	26.46	21.49
2471	11.22	18.28
2472	6.45	16.99
2473	3.69	17.42
2474	7.51	21.87
2475	1.70	28.90
2476	0.64	22.53
2477	0.92	18.41
2478	0.98	22.01
2479	7.94	35.03
2480	12.01	35.88
2481	17.62	34.14
2482	22.87	31.60
2483	22.93	30.17
2484	27.34	31.87
2485	22.16	29.76
2486	24.19	31.95
2487	23.13	30.69
2488	24.91	30.29
2489	25.91	34.25
2490	25.71	37.31
2491	26.58	37.39
2492	27.04	34.04

Attachment 3-A

	Barton (2014-2016 Average)	Buffalo Ridge (2014- 2016 Average)
Hour	<i>MW</i>	<i>MW</i>
2493	28.87	33.17
2494	26.47	28.38
2495	17.63	28.54
2496	14.93	12.24
2497	10.47	1.45
2498	13.51	0.23
2499	12.91	5.18
2500	24.33	7.03
2501	22.58	0.43
2502	18.36	10.26
2503	20.08	23.86
2504	13.54	31.11
2505	11.40	29.53
2506	10.49	29.14
2507	23.10	29.55
2508	23.77	28.91
2509	22.38	27.67
2510	20.32	28.76
2511	23.96	32.35
2512	22.98	32.87
2513	21.45	36.29
2514	21.67	28.82
2515	22.79	25.03
2516	15.59	30.15
2517	15.33	21.54
2518	18.09	29.37
2519	22.98	26.40
2520	17.21	20.57
2521	12.42	20.38
2522	9.80	13.26
2523	7.58	4.68
2524	4.87	9.85
2525	4.92	19.34
2526	16.37	22.33
2527	7.37	26.45
2528	10.90	34.29
2529	10.81	29.95
2530	9.87	24.61
2531	11.72	23.04
2532	13.26	20.11
2533	12.51	22.73
2534	12.93	28.07
2535	12.19	28.70
2536	12.20	27.42
2537	16.27	29.35
2538	12.73	20.46
2539	14.88	25.94
2540	18.84	20.06
2541	15.62	16.98
2542	19.59	14.66
2543	22.30	11.57
2544	8.78	20.95
2545	14.40	17.24
2546	15.89	27.08
2547	10.24	21.57
2548	14.88	24.30
2549	10.80	20.88
2550	9.75	17.53

Attachment 3-A

	Barton (2014-2016 Average)	Buffalo Ridge (2014- 2016 Average)
Hour	<i>MW</i>	<i>MW</i>
2551	3.65	15.29
2552	7.77	12.75
2553	4.43	9.40
2554	6.14	7.39
2555	6.97	5.09
2556	11.17	4.92
2557	8.11	3.37
2558	8.86	2.68
2559	9.71	4.19
2560	9.47	7.72
2561	9.14	6.76
2562	9.17	4.30
2563	5.90	3.64
2564	3.92	1.84
2565	3.82	2.72
2566	5.04	2.18
2567	6.09	3.11
2568	8.82	2.85
2569	9.56	2.21
2570	8.84	5.48
2571	8.16	8.34
2572	7.16	7.42
2573	6.64	8.82
2574	9.06	16.85
2575	5.35	20.14
2576	8.06	18.15
2577	5.66	22.38
2578	6.57	17.37
2579	9.02	21.01
2580	11.80	17.57
2581	16.41	13.41
2582	15.13	15.15
2583	14.18	19.67
2584	17.49	21.78
2585	18.37	27.70
2586	10.48	24.10
2587	11.60	18.53
2588	10.81	25.71
2589	11.96	22.05
2590	26.24	16.17
2591	25.30	13.75
2592	16.97	2.35
2593	18.92	6.50
2594	15.75	2.99
2595	14.23	3.25
2596	18.19	5.70
2597	16.60	6.08
2598	23.05	9.22
2599	14.11	6.99
2600	9.61	9.61
2601	19.56	21.74
2602	13.60	26.84
2603	7.97	21.44
2604	7.36	15.17
2605	6.22	10.96
2606	10.23	7.27
2607	9.97	16.44
2608	18.02	12.78

Attachment 3-A

	Barton (2014-2016 Average)	Buffalo Ridge (2014-2016 Average)
Hour	<i>MW</i>	<i>MW</i>
2609	18.96	15.38
2610	23.89	5.66
2611	24.56	5.54
2612	28.49	1.62
2613	27.66	8.52
2614	28.32	16.11
2615	30.25	14.20
2616	23.84	0.83
2617	21.21	0.00
2618	13.09	0.00
2619	10.83	0.00
2620	7.69	0.00
2621	12.97	0.24
2622	13.98	5.52
2623	6.04	14.73
2624	6.01	15.66
2625	18.74	15.59
2626	23.69	15.33
2627	20.89	17.38
2628	19.35	19.69
2629	17.29	20.27
2630	17.99	20.60
2631	17.49	22.81
2632	15.62	24.25
2633	15.29	21.96
2634	15.79	26.48
2635	16.82	26.06
2636	12.38	30.21
2637	15.05	35.38
2638	15.10	36.89
2639	14.01	33.33
2640	18.14	31.80
2641	24.18	24.56
2642	16.77	9.99
2643	3.65	7.89
2644	1.49	20.43
2645	2.11	22.40
2646	19.52	36.31
2647	15.07	26.50
2648	12.02	26.43
2649	10.34	26.11
2650	0.64	26.43
2651	0.50	19.21
2652	1.01	21.38
2653	1.90	32.43
2654	10.20	38.85
2655	13.87	40.40
2656	10.73	39.52
2657	25.48	36.37
2658	32.26	40.06
2659	29.89	43.32
2660	24.85	40.33
2661	29.87	34.07
2662	38.52	28.51
2663	33.30	28.37
2664	28.33	14.48
2665	26.78	11.77
2666	22.18	9.68

Attachment 3-A

	Barton (2014-2016 Average)	Buffalo Ridge (2014-2016 Average)
Hour	<i>MW</i>	<i>MW</i>
2667	17.74	9.86
2668	12.40	12.25
2669	22.42	10.67
2670	25.61	11.75
2671	26.13	13.27
2672	25.84	9.09
2673	24.46	6.64
2674	23.43	10.12
2675	14.35	14.22
2676	14.81	14.95
2677	22.42	14.86
2678	26.32	14.81
2679	24.44	13.45
2680	20.41	8.96
2681	18.68	10.38
2682	16.64	11.16
2683	16.07	12.26
2684	14.81	14.59
2685	12.29	14.45
2686	11.56	14.87
2687	12.77	18.31
2688	13.33	26.14
2689	14.89	26.58
2690	13.30	26.85
2691	13.87	29.04
2692	16.56	30.63
2693	14.36	28.44
2694	13.42	23.47
2695	18.02	22.99
2696	13.55	18.73
2697	12.53	18.81
2698	19.34	12.77
2699	22.11	14.81
2700	21.24	15.22
2701	23.18	27.30
2702	23.35	31.06
2703	27.68	30.22
2704	28.28	30.44
2705	26.33	30.48
2706	25.99	30.99
2707	28.29	32.86
2708	27.28	33.49
2709	21.84	21.83
2710	20.57	12.39
2711	29.31	18.86
2712	23.38	14.74
2713	22.55	19.43
2714	21.72	7.70
2715	24.07	2.50
2716	20.33	4.55
2717	10.52	0.82
2718	21.34	5.79
2719	25.96	13.40
2720	28.53	15.89
2721	32.55	20.13
2722	37.86	32.67
2723	42.68	36.48
2724	33.21	33.87

Attachment 3-A

	Barton (2014-2016 Average)	Buffalo Ridge (2014-2016 Average)
Hour	<i>MW</i>	<i>MW</i>
2725	23.50	19.09
2726	21.64	16.95
2727	22.82	15.78
2728	21.80	19.74
2729	28.18	16.76
2730	28.91	17.22
2731	26.65	23.83
2732	25.60	24.37
2733	24.35	20.95
2734	14.53	17.41
2735	17.30	13.57
2736	19.59	10.56
2737	22.20	13.04
2738	19.00	14.86
2739	18.69	9.21
2740	19.27	15.25
2741	13.18	9.98
2742	15.66	9.58
2743	14.17	10.77
2744	18.85	13.03
2745	20.95	9.34
2746	18.77	7.22
2747	24.02	8.77
2748	25.62	14.05
2749	25.43	11.12
2750	26.54	12.16
2751	22.73	11.45
2752	20.96	8.74
2753	21.23	7.16
2754	15.35	5.91
2755	9.02	5.34
2756	7.74	7.30
2757	6.02	17.02
2758	4.86	16.89
2759	4.44	14.97
2760	4.52	16.23
2761	1.91	4.18
2762	4.54	9.60
2763	5.70	6.00
2764	5.94	12.82
2765	9.99	13.86
2766	13.35	14.72
2767	10.75	13.49
2768	11.99	15.55
2769	12.97	16.37
2770	9.82	17.72
2771	7.70	10.44
2772	8.46	10.28
2773	12.82	0.00
2774	15.26	8.96
2775	8.76	14.46
2776	7.52	11.31
2777	8.22	10.02
2778	11.48	12.52
2779	19.58	24.53
2780	25.76	27.53
2781	21.82	26.92
2782	25.34	31.68

Attachment 3-A

	Barton (2014-2016 Average)	Buffalo Ridge (2014- 2016 Average)
Hour	<i>MW</i>	<i>MW</i>
2783	21.34	31.03
2784	7.42	26.17
2785	11.26	29.14
2786	9.73	15.63
2787	4.06	18.75
2788	12.78	9.22
2789	16.01	4.78
2790	13.47	10.49
2791	13.57	16.17
2792	24.60	17.54
2793	28.08	30.41
2794	29.36	27.99
2795	30.22	29.84
2796	29.79	30.09
2797	29.14	30.30
2798	26.69	29.15
2799	28.94	29.13
2800	24.61	17.25
2801	21.23	24.53
2802	25.02	25.43
2803	27.87	28.22
2804	25.68	24.11
2805	27.82	17.34
2806	18.18	17.71
2807	17.81	11.08
2808	17.85	24.38
2809	15.17	20.45
2810	19.45	26.27
2811	17.06	26.63
2812	17.17	23.77
2813	16.99	20.09
2814	14.60	32.76
2815	20.55	28.64
2816	18.78	29.07
2817	17.60	25.87
2818	18.26	30.35
2819	19.11	23.02
2820	18.96	22.27
2821	19.02	22.49
2822	23.76	25.65
2823	26.72	22.90
2824	25.23	30.29
2825	21.57	28.47
2826	18.54	30.85
2827	18.32	30.23
2828	18.98	26.10
2829	18.34	21.51
2830	19.37	25.26
2831	18.84	26.97
2832	16.40	24.72
2833	9.08	12.63
2834	10.96	16.06
2835	19.95	17.56
2836	18.89	17.15
2837	18.17	12.46
2838	18.99	15.19
2839	15.08	14.38
2840	14.99	15.11

Attachment 3-A

	Barton (2014-2016 Average)	Buffalo Ridge (2014-2016 Average)
Hour	<i>MW</i>	<i>MW</i>
2841	12.93	14.06
2842	15.02	15.37
2843	20.56	16.18
2844	19.03	15.92
2845	16.75	18.77
2846	14.56	15.90
2847	13.84	13.69
2848	16.60	10.45
2849	12.12	16.18
2850	17.14	14.49
2851	18.00	12.40
2852	16.58	12.45
2853	16.39	16.23
2854	14.98	12.83
2855	14.49	17.15
2856	12.69	21.24
2857	12.82	18.21
2858	14.50	11.49
2859	10.18	11.37
2860	8.51	11.14
2861	8.10	21.90
2862	10.29	12.19
2863	12.29	16.25
2864	10.36	25.01
2865	21.81	33.58
2866	20.69	32.05
2867	15.90	32.45
2868	12.39	31.81
2869	17.59	31.97
2870	14.12	29.77
2871	9.63	29.85
2872	15.42	31.73
2873	16.95	34.28
2874	15.02	33.03
2875	8.94	33.77
2876	9.92	24.24
2877	20.82	21.45
2878	20.40	26.85
2879	16.51	41.58
2880	17.51	33.93
2881	17.46	25.98
2882	24.31	28.68
2883	28.40	30.72
2884	27.44	33.24
2885	25.57	32.55
2886	22.76	40.27
2887	16.24	35.16
2888	14.93	32.38
2889	14.08	26.22
2890	13.58	20.89
2891	24.41	22.19
2892	22.90	23.33
2893	20.48	24.22
2894	17.04	22.79
2895	22.06	20.95
2896	19.95	17.37
2897	15.23	15.71
2898	12.48	14.19

Attachment 3-A

	Barton (2014-2016 Average)	Buffalo Ridge (2014-2016 Average)
Hour	<i>MW</i>	<i>MW</i>
2899	12.75	9.56
2900	11.32	4.62
2901	13.27	2.04
2902	14.21	1.76
2903	14.33	0.91
2904	13.80	0.74
2905	10.96	1.53
2906	8.02	1.41
2907	3.39	2.80
2908	3.78	9.64
2909	4.53	11.61
2910	4.50	12.82
2911	2.31	14.60
2912	4.23	17.28
2913	5.72	15.62
2914	6.96	15.02
2915	3.31	16.72
2916	6.76	16.33
2917	13.56	16.11
2918	18.86	16.87
2919	21.86	17.63
2920	22.81	15.83
2921	24.78	15.27
2922	27.49	17.33
2923	26.26	17.28
2924	23.62	21.75
2925	23.90	19.19
2926	23.91	24.37
2927	21.26	26.10
2928	22.11	22.97
2929	22.39	9.60
2930	20.73	9.48
2931	24.32	12.06
2932	25.88	10.10
2933	24.05	7.76
2934	21.72	12.26
2935	18.80	15.75
2936	14.88	15.03
2937	7.83	9.43
2938	6.36	12.75
2939	7.85	20.14
2940	9.63	31.24
2941	11.55	32.97
2942	15.99	33.06
2943	17.52	30.23
2944	22.49	31.70
2945	22.19	33.02
2946	24.71	34.99
2947	25.87	35.45
2948	23.53	32.60
2949	10.31	30.30
2950	19.28	32.76
2951	12.55	30.18
2952	3.42	21.84
2953	5.99	23.59
2954	10.35	22.76
2955	19.83	21.57
2956	14.92	21.90

Attachment 3-A

	Barton (2014-2016 Average)	Buffalo Ridge (2014- 2016 Average)
Hour	<i>MW</i>	<i>MW</i>
2957	10.83	15.58
2958	9.46	13.98
2959	12.81	17.50
2960	13.43	14.71
2961	14.77	9.88
2962	16.60	7.34
2963	22.65	10.82
2964	21.39	11.51
2965	19.30	10.53
2966	18.01	12.35
2967	18.23	11.91
2968	16.97	14.22
2969	16.79	15.64
2970	16.67	15.18
2971	17.95	9.95
2972	15.36	12.27
2973	11.25	10.17
2974	12.41	10.14
2975	10.75	10.83
2976	13.06	5.70
2977	8.88	7.36
2978	8.46	9.37
2979	7.50	9.84
2980	6.05	12.46
2981	7.61	10.83
2982	7.32	18.53
2983	6.20	19.55
2984	8.33	17.34
2985	15.45	10.93
2986	17.66	10.82
2987	16.98	10.59
2988	15.26	13.03
2989	12.00	14.94
2990	11.17	15.56
2991	9.29	15.69
2992	7.68	18.31
2993	8.43	18.64
2994	8.84	15.68
2995	10.82	14.97
2996	9.55	14.34
2997	9.29	19.84
2998	11.69	25.02
2999	15.56	32.03
3000	12.63	31.58
3001	5.24	12.83
3002	3.10	10.37
3003	3.25	3.59
3004	4.64	6.32
3005	7.27	12.23
3006	14.47	28.31
3007	18.08	25.72
3008	14.26	26.92
3009	11.00	26.33
3010	11.84	34.95
3011	20.82	33.27
3012	21.23	38.89
3013	20.80	38.00
3014	36.76	26.34

Attachment 3-A

	Barton (2014-2016 Average)	Buffalo Ridge (2014- 2016 Average)
Hour	<i>MW</i>	<i>MW</i>
3015	38.89	27.38
3016	30.27	31.01
3017	24.37	28.05
3018	26.71	29.81
3019	36.12	32.32
3020	31.22	29.44
3021	30.91	43.14
3022	32.07	35.20
3023	35.63	37.03
3024	22.14	36.96
3025	16.06	28.84
3026	11.46	30.44
3027	4.25	24.44
3028	3.01	41.81
3029	7.47	41.76
3030	17.86	39.57
3031	17.53	34.38
3032	17.40	33.26
3033	20.03	26.81
3034	23.56	27.25
3035	25.92	21.33
3036	20.97	12.30
3037	18.72	12.06
3038	14.60	8.09
3039	17.84	11.63
3040	21.58	7.84
3041	12.65	10.81
3042	10.06	13.92
3043	24.98	18.83
3044	24.65	24.00
3045	20.43	23.08
3046	23.49	23.24
3047	15.52	25.83
3048	11.85	22.87
3049	13.45	16.23
3050	14.71	15.57
3051	9.61	20.09
3052	19.37	12.75
3053	15.51	15.66
3054	6.35	18.42
3055	6.18	10.60
3056	4.53	16.29
3057	3.87	15.13
3058	3.49	13.10
3059	4.01	12.46
3060	5.22	17.27
3061	8.71	20.67
3062	13.61	17.22
3063	12.57	23.28
3064	9.42	27.40
3065	12.73	31.35
3066	16.32	28.51
3067	15.28	23.09
3068	18.34	16.97
3069	18.09	19.63
3070	17.09	27.94
3071	15.57	28.59
3072	10.30	29.92

Attachment 3-A

	Barton (2014-2016 Average)	Buffalo Ridge (2014-2016 Average)
Hour	<i>MW</i>	<i>MW</i>
3073	11.88	31.33
3074	5.65	20.84
3075	5.12	23.26
3076	8.18	22.00
3077	10.60	27.82
3078	15.71	35.76
3079	21.73	36.48
3080	19.78	36.82
3081	14.29	35.81
3082	13.84	32.55
3083	22.11	30.99
3084	28.05	30.76
3085	27.75	24.83
3086	28.13	23.79
3087	27.27	26.68
3088	27.35	27.45
3089	23.04	23.97
3090	24.77	26.07
3091	24.55	29.60
3092	19.38	32.92
3093	18.03	31.64
3094	18.74	30.85
3095	14.11	30.67
3096	17.23	30.78
3097	17.66	28.51
3098	12.83	26.45
3099	12.38	23.67
3100	14.32	25.42
3101	11.20	25.90
3102	12.19	28.10
3103	13.42	21.88
3104	15.51	30.25
3105	18.61	34.63
3106	17.40	29.08
3107	16.47	27.57
3108	16.40	26.88
3109	5.76	26.75
3110	2.79	15.72
3111	19.45	17.59
3112	13.67	25.51
3113	16.02	25.52
3114	21.56	30.97
3115	20.13	36.33
3116	21.69	32.31
3117	18.05	24.52
3118	19.15	17.98
3119	19.76	5.68
3120	16.35	0.80
3121	15.17	6.34
3122	14.36	5.13
3123	11.20	1.74
3124	9.98	6.48
3125	9.18	10.39
3126	9.79	6.16
3127	7.72	9.39
3128	8.25	3.18
3129	9.91	3.38
3130	3.36	3.67

Attachment 3-A

	Barton (2014-2016 Average)	Buffalo Ridge (2014-2016 Average)
Hour	<i>MW</i>	<i>MW</i>
3131	2.59	5.65
3132	1.85	9.47
3133	2.59	11.03
3134	3.16	16.11
3135	16.76	15.76
3136	17.51	19.56
3137	13.72	25.00
3138	9.59	29.90
3139	9.17	31.73
3140	13.41	40.22
3141	15.36	38.51
3142	18.72	33.14
3143	23.09	27.83
3144	24.54	31.85
3145	18.55	29.08
3146	28.04	32.54
3147	32.07	28.75
3148	28.79	26.27
3149	22.89	17.46
3150	21.47	17.52
3151	14.67	23.13
3152	33.20	26.62
3153	29.76	25.32
3154	25.21	19.66
3155	25.01	15.51
3156	26.52	15.65
3157	21.27	13.94
3158	17.90	13.88
3159	17.93	12.22
3160	14.15	9.62
3161	17.22	14.49
3162	14.43	15.41
3163	23.61	21.88
3164	12.90	21.76
3165	6.37	23.91
3166	8.05	28.63
3167	6.39	23.36
3168	6.97	14.83
3169	7.04	16.63
3170	5.08	28.13
3171	2.96	27.21
3172	1.66	17.48
3173	1.30	10.69
3174	0.75	8.80
3175	2.67	18.59
3176	6.18	15.99
3177	9.98	26.71
3178	15.57	23.66
3179	13.38	29.14
3180	18.36	29.19
3181	12.06	31.82
3182	13.82	33.17
3183	19.09	25.17
3184	23.19	25.76
3185	22.11	31.63
3186	25.40	27.49
3187	25.60	24.40
3188	16.87	20.21

Attachment 3-A

	Barton (2014-2016 Average)	Buffalo Ridge (2014- 2016 Average)
Hour	<i>MW</i>	<i>MW</i>
3189	34.23	16.62
3190	32.94	26.23
3191	24.31	25.91
3192	18.41	24.21
3193	21.45	14.57
3194	11.01	15.94
3195	22.20	15.20
3196	24.51	24.59
3197	22.11	24.17
3198	24.97	23.82
3199	24.25	26.88
3200	23.37	23.67
3201	27.93	23.87
3202	27.86	23.19
3203	28.41	22.62
3204	28.97	22.83
3205	27.30	22.74
3206	28.33	20.33
3207	19.23	17.52
3208	21.53	21.68
3209	24.07	23.05
3210	28.85	22.89
3211	27.50	24.61
3212	24.47	15.25
3213	23.14	10.52
3214	12.97	6.03
3215	8.94	7.06
3216	10.78	7.48
3217	13.82	5.71
3218	16.68	5.28
3219	14.03	5.16
3220	8.39	6.89
3221	9.51	4.97
3222	10.38	5.66
3223	9.82	4.87
3224	10.31	5.33
3225	13.31	6.05
3226	9.33	7.87
3227	10.79	7.64
3228	10.58	9.15
3229	13.32	10.98
3230	9.29	9.85
3231	7.40	11.96
3232	12.82	11.18
3233	12.19	11.07
3234	11.76	13.44
3235	10.65	13.14
3236	8.61	11.43
3237	7.26	10.68
3238	6.58	12.97
3239	9.12	15.11
3240	11.44	16.43
3241	9.84	17.41
3242	11.55	20.63
3243	15.93	22.19
3244	16.84	19.88
3245	15.35	16.51
3246	13.74	14.37

Attachment 3-A

	Barton (2014-2016 Average)	Buffalo Ridge (2014- 2016 Average)
Hour	<i>MW</i>	<i>MW</i>
3247	8.05	16.07
3248	5.41	20.92
3249	6.05	16.56
3250	5.68	14.24
3251	6.02	4.33
3252	5.36	6.01
3253	2.26	3.27
3254	2.43	5.63
3255	1.24	11.20
3256	1.70	14.59
3257	0.82	11.93
3258	2.80	11.16
3259	7.03	9.49
3260	0.88	7.72
3261	2.54	14.67
3262	4.86	20.31
3263	9.69	21.48
3264	8.44	23.17
3265	13.35	20.88
3266	12.35	24.72
3267	12.04	29.16
3268	14.19	23.17
3269	14.72	18.59
3270	13.48	15.30
3271	12.49	8.18
3272	6.33	5.68
3273	7.87	10.34
3274	13.92	17.35
3275	15.09	20.50
3276	14.11	19.63
3277	14.80	18.65
3278	15.00	14.34
3279	20.14	19.17
3280	16.32	18.97
3281	19.49	16.74
3282	20.00	18.06
3283	19.02	17.18
3284	18.55	15.98
3285	12.42	17.39
3286	14.33	20.12
3287	7.60	20.56
3288	9.82	15.66
3289	7.64	14.74
3290	11.03	15.27
3291	10.12	14.99
3292	14.03	19.77
3293	18.62	29.72
3294	17.04	27.56
3295	11.23	16.73
3296	5.44	24.04
3297	1.99	15.79
3298	1.87	10.47
3299	3.36	10.54
3300	8.25	21.83
3301	11.80	15.03
3302	11.78	18.20
3303	10.98	22.34
3304	7.84	15.52

Attachment 3-A

	Barton (2014-2016 Average)	Buffalo Ridge (2014- 2016 Average)
Hour	<i>MW</i>	<i>MW</i>
3305	9.72	26.19
3306	11.02	28.64
3307	11.30	27.15
3308	9.30	27.19
3309	7.98	23.25
3310	9.84	24.13
3311	11.93	29.85
3312	11.69	28.60
3313	4.45	17.81
3314	0.57	13.26
3315	0.34	11.90
3316	2.73	13.58
3317	7.35	14.33
3318	8.12	25.83
3319	3.53	26.57
3320	5.44	21.35
3321	4.47	21.68
3322	18.42	17.79
3323	24.81	17.94
3324	24.04	19.13
3325	21.89	12.10
3326	16.43	12.71
3327	17.51	21.05
3328	12.91	26.83
3329	9.40	22.33
3330	10.02	18.52
3331	8.56	13.79
3332	4.98	12.59
3333	8.42	13.88
3334	14.70	13.68
3335	12.79	19.80
3336	13.22	22.89
3337	10.55	15.93
3338	7.26	16.27
3339	6.94	15.36
3340	4.58	15.62
3341	1.51	12.46
3342	2.27	7.27
3343	2.68	5.27
3344	2.12	5.31
3345	1.41	2.82
3346	1.37	4.84
3347	1.60	8.68
3348	2.45	9.43
3349	3.72	9.88
3350	4.23	10.27
3351	2.94	15.07
3352	2.35	11.88
3353	1.89	13.50
3354	3.09	10.98
3355	2.85	9.51
3356	2.87	9.41
3357	5.48	6.25
3358	8.45	9.01
3359	6.25	15.14
3360	7.98	23.60
3361	7.59	25.09
3362	7.58	17.85

Attachment 3-A

	Barton (2014-2016 Average)	Buffalo Ridge (2014-2016 Average)
Hour	<i>MW</i>	<i>MW</i>
3363	7.47	21.31
3364	5.27	19.42
3365	7.10	11.35
3366	7.73	13.39
3367	17.11	21.04
3368	12.40	20.35
3369	12.35	16.69
3370	9.05	18.15
3371	8.27	12.91
3372	11.34	14.83
3373	18.49	16.00
3374	15.00	17.42
3375	7.36	18.42
3376	9.01	23.20
3377	10.20	20.40
3378	20.56	20.54
3379	15.27	17.81
3380	14.04	16.37
3381	9.34	8.09
3382	9.06	9.29
3383	12.22	10.79
3384	11.51	5.98
3385	14.01	11.84
3386	14.42	7.28
3387	12.08	13.49
3388	12.07	11.72
3389	9.98	15.60
3390	5.03	11.40
3391	3.76	0.50
3392	0.90	7.46
3393	0.00	10.85
3394	1.43	10.53
3395	4.54	1.28
3396	10.01	0.00
3397	11.24	0.00
3398	12.33	2.65
3399	11.43	14.52
3400	11.48	13.72
3401	12.70	12.26
3402	13.43	11.36
3403	13.22	12.18
3404	13.08	11.79
3405	12.97	20.09
3406	14.11	26.57
3407	13.94	24.93
3408	12.21	21.60
3409	11.76	18.83
3410	5.70	6.87
3411	7.33	8.21
3412	13.37	8.74
3413	14.16	13.59
3414	15.73	13.58
3415	12.10	16.36
3416	8.53	16.54
3417	7.16	13.20
3418	3.61	15.00
3419	8.47	14.76
3420	12.20	16.19

Attachment 3-A

	Barton (2014-2016 Average)	Buffalo Ridge (2014- 2016 Average)
Hour	<i>MW</i>	<i>MW</i>
3421	13.09	17.00
3422	17.52	15.05
3423	14.62	11.35
3424	16.92	5.06
3425	16.41	3.95
3426	8.57	2.92
3427	5.41	5.02
3428	7.02	5.27
3429	6.51	4.41
3430	9.25	5.30
3431	8.20	9.05
3432	12.73	12.72
3433	16.09	13.98
3434	8.45	7.59
3435	5.52	7.78
3436	5.15	10.74
3437	10.78	3.99
3438	6.41	6.51
3439	3.09	3.92
3440	8.41	10.72
3441	9.45	11.50
3442	13.01	9.57
3443	13.11	10.32
3444	18.09	15.40
3445	15.88	15.74
3446	16.58	16.04
3447	14.81	17.83
3448	10.97	16.69
3449	9.82	15.97
3450	7.68	13.07
3451	5.14	9.85
3452	4.85	8.35
3453	6.03	6.68
3454	7.41	7.20
3455	8.61	16.31
3456	11.33	13.94
3457	3.94	7.64
3458	7.02	7.36
3459	7.33	10.65
3460	6.02	19.76
3461	5.78	15.87
3462	9.07	13.13
3463	12.08	15.42
3464	13.59	17.10
3465	10.29	16.50
3466	12.85	14.75
3467	17.05	15.61
3468	20.29	15.09
3469	26.78	14.29
3470	26.24	13.10
3471	22.68	13.21
3472	23.71	9.04
3473	19.56	10.37
3474	22.78	8.51
3475	18.54	5.55
3476	15.75	5.17
3477	12.52	2.60
3478	12.08	10.40

Attachment 3-A

	Barton (2014-2016 Average)	Buffalo Ridge (2014-2016 Average)
Hour	<i>MW</i>	<i>MW</i>
3479	20.04	14.79
3480	11.98	11.71
3481	17.15	11.52
3482	15.35	17.34
3483	8.16	14.93
3484	8.42	8.35
3485	4.49	13.89
3486	5.11	15.39
3487	6.35	19.90
3488	3.67	18.85
3489	0.96	11.82
3490	2.27	6.76
3491	7.80	7.93
3492	8.20	6.79
3493	4.77	4.59
3494	7.26	4.85
3495	7.81	4.04
3496	7.67	3.94
3497	5.74	4.69
3498	6.19	3.62
3499	6.66	1.84
3500	6.98	1.78
3501	4.37	0.54
3502	5.14	0.00
3503	14.27	0.08
3504	6.29	4.79
3505	3.48	2.33
3506	2.81	4.46
3507	3.79	5.41
3508	2.41	8.87
3509	3.73	9.78
3510	4.61	6.92
3511	9.52	6.66
3512	5.64	8.53
3513	5.81	4.80
3514	1.85	1.63
3515	6.78	6.18
3516	8.36	4.23
3517	4.96	1.02
3518	5.23	0.04
3519	4.90	0.55
3520	4.94	0.66
3521	3.42	5.62
3522	2.66	0.00
3523	2.84	0.00
3524	3.20	0.00
3525	2.55	2.60
3526	2.99	16.99
3527	7.56	7.76
3528	8.94	3.54
3529	8.65	10.61
3530	7.63	12.85
3531	8.35	12.22
3532	7.15	5.88
3533	8.38	15.70
3534	7.19	15.02
3535	7.29	12.19
3536	6.38	11.50

Attachment 3-A

	Barton (2014-2016 Average)	Buffalo Ridge (2014-2016 Average)
Hour	<i>MW</i>	<i>MW</i>
3537	5.24	13.51
3538	6.21	11.71
3539	8.74	8.30
3540	10.40	5.55
3541	4.67	7.60
3542	6.74	15.20
3543	8.16	16.25
3544	15.25	15.50
3545	19.75	15.09
3546	18.84	15.10
3547	17.14	15.39
3548	17.22	14.42
3549	12.86	15.05
3550	9.35	17.11
3551	8.94	19.28
3552	7.22	20.80
3553	7.69	23.06
3554	9.78	21.91
3555	9.36	18.78
3556	8.61	11.92
3557	11.52	6.83
3558	11.09	8.60
3559	9.04	6.66
3560	5.82	2.80
3561	5.04	5.90
3562	5.20	14.89
3563	7.69	21.20
3564	9.96	23.24
3565	10.34	21.23
3566	12.40	21.70
3567	9.74	25.73
3568	10.89	25.55
3569	9.80	22.72
3570	6.21	18.18
3571	8.10	21.11
3572	5.92	17.20
3573	5.51	15.47
3574	8.66	19.97
3575	11.48	16.13
3576	21.68	21.13
3577	21.43	22.30
3578	19.27	25.52
3579	18.77	23.76
3580	13.57	13.15
3581	10.42	13.67
3582	12.68	17.74
3583	4.68	7.17
3584	3.97	1.99
3585	7.31	6.14
3586	6.88	8.74
3587	5.32	12.51
3588	7.01	16.40
3589	15.27	17.58
3590	12.47	17.78
3591	12.21	19.97
3592	10.30	19.62
3593	11.98	20.78
3594	14.12	22.55

Attachment 3-A

	Barton (2014-2016 Average)	Buffalo Ridge (2014-2016 Average)
Hour	<i>MW</i>	<i>MW</i>
3595	15.12	16.58
3596	21.66	17.43
3597	13.34	10.34
3598	13.84	13.02
3599	23.64	17.96
3600	17.42	27.87
3601	13.43	23.10
3602	14.59	15.31
3603	10.58	12.50
3604	6.38	13.25
3605	6.61	10.21
3606	15.07	11.42
3607	15.10	7.91
3608	12.41	5.06
3609	7.83	7.76
3610	8.08	4.70
3611	8.57	8.27
3612	8.45	12.22
3613	5.59	17.58
3614	11.71	23.38
3615	7.17	20.23
3616	7.48	17.44
3617	7.74	24.59
3618	1.77	18.55
3619	2.22	15.76
3620	7.98	15.06
3621	7.04	18.93
3622	9.69	21.61
3623	11.73	20.90
3624	11.01	15.01
3625	17.44	8.79
3626	17.77	15.08
3627	15.54	23.23
3628	12.71	18.04
3629	13.08	13.59
3630	8.69	5.74
3631	10.12	14.71
3632	9.69	31.44
3633	6.49	19.90
3634	2.90	10.64
3635	3.92	18.05
3636	5.11	19.65
3637	4.52	18.29
3638	3.95	22.96
3639	7.37	14.56
3640	4.32	9.55
3641	4.55	11.13
3642	2.36	13.04
3643	3.52	11.11
3644	5.56	14.85
3645	9.02	14.21
3646	6.67	17.10
3647	11.25	19.54
3648	13.61	15.63
3649	7.70	16.83
3650	10.89	16.83
3651	10.78	15.19
3652	12.92	16.54

Attachment 3-A

	Barton (2014-2016 Average)	Buffalo Ridge (2014-2016 Average)
Hour	<i>MW</i>	<i>MW</i>
3653	12.89	13.33
3654	13.86	13.40
3655	12.87	17.49
3656	11.29	14.71
3657	10.79	20.08
3658	9.70	13.61
3659	12.85	17.46
3660	8.42	20.24
3661	11.57	27.05
3662	11.08	19.89
3663	9.46	17.30
3664	9.56	23.25
3665	7.15	20.55
3666	7.46	21.77
3667	7.36	22.11
3668	13.81	17.57
3669	16.43	18.17
3670	20.00	18.89
3671	18.91	24.07
3672	12.15	19.30
3673	18.40	8.19
3674	21.23	7.97
3675	17.70	5.97
3676	11.75	5.28
3677	18.74	4.63
3678	18.84	15.14
3679	17.92	14.46
3680	17.30	1.10
3681	15.22	7.25
3682	8.39	12.22
3683	12.84	15.85
3684	9.27	9.02
3685	7.34	1.19
3686	7.04	2.48
3687	6.32	6.18
3688	7.92	4.64
3689	4.66	3.52
3690	7.50	13.69
3691	8.51	6.65
3692	5.68	4.24
3693	5.59	2.39
3694	9.74	2.99
3695	4.95	2.89
3696	2.82	2.36
3697	2.10	5.12
3698	0.24	10.18
3699	2.84	11.21
3700	3.31	8.67
3701	2.50	5.81
3702	2.42	6.31
3703	1.95	8.25
3704	0.93	11.83
3705	0.37	14.02
3706	1.35	8.25
3707	2.75	13.09
3708	5.04	11.42
3709	4.91	9.12
3710	4.24	13.90

Attachment 3-A

	Barton (2014-2016 Average)	Buffalo Ridge (2014-2016 Average)
Hour	<i>MW</i>	<i>MW</i>
3711	9.62	13.16
3712	14.25	14.14
3713	14.32	11.79
3714	13.74	10.57
3715	13.49	11.72
3716	11.85	11.32
3717	10.67	7.71
3718	16.53	8.69
3719	15.10	13.29
3720	13.27	14.29
3721	12.05	13.44
3722	12.58	17.75
3723	11.56	17.20
3724	8.13	16.16
3725	9.37	16.20
3726	10.03	16.73
3727	9.37	18.68
3728	7.51	17.42
3729	8.18	12.13
3730	10.44	13.96
3731	8.85	16.71
3732	16.70	17.00
3733	20.34	9.40
3734	22.50	10.72
3735	19.29	11.60
3736	16.46	9.95
3737	17.60	5.31
3738	14.98	4.19
3739	12.85	6.24
3740	12.98	9.56
3741	9.73	14.59
3742	9.65	14.00
3743	9.28	20.34
3744	13.86	20.81
3745	14.24	21.03
3746	16.27	16.50
3747	14.40	18.26
3748	11.70	17.89
3749	10.26	16.71
3750	10.30	19.62
3751	9.81	19.30
3752	9.62	24.92
3753	10.24	25.10
3754	14.06	21.56
3755	19.66	22.17
3756	21.66	27.92
3757	20.22	32.17
3758	20.11	31.29
3759	15.31	27.00
3760	19.99	25.18
3761	21.71	21.69
3762	21.50	33.88
3763	23.45	39.91
3764	20.49	35.16
3765	18.62	28.15
3766	18.46	32.45
3767	20.54	31.35
3768	23.82	24.02

Attachment 3-A

	Barton (2014-2016 Average)	Buffalo Ridge (2014- 2016 Average)
Hour	<i>MW</i>	<i>MW</i>
3769	15.10	26.55
3770	20.57	26.29
3771	17.50	24.80
3772	13.06	23.64
3773	7.50	25.07
3774	10.22	17.40
3775	12.08	17.24
3776	13.72	15.16
3777	12.84	13.92
3778	16.45	10.54
3779	13.94	9.38
3780	14.66	14.60
3781	15.75	15.79
3782	13.15	14.61
3783	10.34	14.56
3784	8.50	12.66
3785	8.23	12.67
3786	5.10	15.27
3787	8.19	12.02
3788	20.47	8.04
3789	15.02	7.44
3790	15.28	5.89
3791	8.84	5.91
3792	8.60	8.49
3793	6.55	11.94
3794	3.08	15.14
3795	3.12	12.11
3796	3.16	11.05
3797	4.32	11.28
3798	4.78	11.28
3799	7.02	11.49
3800	9.98	10.20
3801	9.85	7.13
3802	9.62	5.28
3803	11.55	9.07
3804	9.70	12.45
3805	8.87	17.99
3806	10.55	17.27
3807	9.43	13.80
3808	8.53	13.27
3809	9.48	12.50
3810	8.86	12.30
3811	8.02	14.04
3812	5.61	14.06
3813	5.01	8.45
3814	3.99	8.31
3815	2.49	7.91
3816	1.40	5.76
3817	0.12	7.61
3818	1.00	15.33
3819	2.31	11.46
3820	5.96	8.15
3821	10.64	9.78
3822	12.78	14.17
3823	14.02	13.39
3824	10.59	9.76
3825	10.02	3.59
3826	12.86	0.60

Attachment 3-A

	Barton (2014-2016 Average)	Buffalo Ridge (2014-2016 Average)
Hour	<i>MW</i>	<i>MW</i>
3827	13.23	0.55
3828	15.09	1.63
3829	14.53	5.33
3830	12.52	7.98
3831	11.45	7.43
3832	13.42	6.72
3833	13.81	5.99
3834	13.03	7.54
3835	16.51	2.93
3836	15.35	5.69
3837	12.71	2.71
3838	14.36	10.91
3839	13.77	16.41
3840	7.48	16.33
3841	6.30	17.57
3842	6.85	21.51
3843	9.88	22.89
3844	9.99	17.92
3845	9.93	19.67
3846	11.13	20.96
3847	8.68	20.15
3848	7.63	12.60
3849	12.09	6.07
3850	13.21	3.68
3851	11.73	4.38
3852	9.43	4.27
3853	11.37	9.40
3854	12.24	4.82
3855	11.30	5.84
3856	9.33	7.41
3857	5.38	6.86
3858	5.10	5.26
3859	5.31	5.15
3860	4.86	7.11
3861	9.33	8.03
3862	14.60	10.54
3863	13.93	14.10
3864	13.86	21.69
3865	13.94	17.05
3866	14.02	14.23
3867	9.72	11.38
3868	9.27	14.80
3869	9.16	16.40
3870	7.83	21.77
3871	8.92	23.56
3872	12.28	20.67
3873	10.04	17.64
3874	10.84	16.64
3875	8.72	17.34
3876	10.61	18.57
3877	12.69	22.37
3878	14.75	27.07
3879	11.96	25.27
3880	7.35	22.16
3881	3.19	20.63
3882	4.04	21.30
3883	6.23	22.35
3884	9.12	23.74

Attachment 3-A

	Barton (2014-2016 Average)	Buffalo Ridge (2014- 2016 Average)
Hour	<i>MW</i>	<i>MW</i>
3885	9.73	25.11
3886	10.20	27.28
3887	14.04	27.85
3888	14.45	26.95
3889	12.64	18.80
3890	7.40	10.72
3891	5.98	10.25
3892	5.61	10.28
3893	3.64	8.28
3894	11.32	18.36
3895	15.49	19.42
3896	16.42	12.63
3897	13.68	13.33
3898	21.00	18.37
3899	15.93	21.66
3900	21.64	23.13
3901	14.38	25.04
3902	13.40	26.51
3903	18.80	24.75
3904	16.18	22.90
3905	20.35	24.14
3906	21.22	22.78
3907	21.37	19.00
3908	21.28	14.94
3909	20.64	10.82
3910	18.88	3.57
3911	12.92	2.30
3912	11.02	2.33
3913	10.65	2.37
3914	14.97	2.09
3915	16.60	4.07
3916	14.54	6.90
3917	11.63	8.91
3918	10.53	9.16
3919	9.51	9.08
3920	5.24	8.89
3921	2.31	2.55
3922	0.93	0.55
3923	2.39	2.55
3924	2.05	4.25
3925	0.60	7.60
3926	2.98	8.99
3927	2.44	11.27
3928	1.99	14.75
3929	2.29	15.10
3930	1.68	14.10
3931	1.08	16.55
3932	0.39	9.18
3933	2.28	16.90
3934	5.61	15.85
3935	6.68	16.79
3936	7.49	19.60
3937	5.17	19.71
3938	0.38	11.12
3939	3.21	12.87
3940	2.04	13.24
3941	4.64	11.36
3942	3.17	12.26

Attachment 3-A

	Barton (2014-2016 Average)	Buffalo Ridge (2014- 2016 Average)
Hour	<i>MW</i>	<i>MW</i>
3943	4.30	18.86
3944	3.13	18.89
3945	3.44	21.43
3946	4.88	29.81
3947	13.11	24.79
3948	15.55	14.87
3949	13.90	14.92
3950	5.85	18.65
3951	15.50	21.16
3952	17.63	21.66
3953	11.49	21.96
3954	17.53	24.41
3955	17.76	24.55
3956	19.45	13.44
3957	16.07	7.46
3958	16.30	8.08
3959	12.91	8.76
3960	16.36	13.93
3961	5.93	12.79
3962	15.11	11.22
3963	4.76	13.03
3964	4.06	14.56
3965	1.74	17.54
3966	0.83	22.29
3967	1.39	22.14
3968	9.83	25.44
3969	15.23	27.41
3970	15.34	20.27
3971	9.39	12.56
3972	17.28	20.49
3973	23.14	23.17
3974	24.59	18.28
3975	23.93	21.85
3976	19.48	23.39
3977	21.47	22.64
3978	26.00	21.81
3979	19.18	20.97
3980	14.30	18.30
3981	15.85	16.51
3982	17.87	17.49
3983	14.39	14.85
3984	11.52	12.75
3985	8.45	17.77
3986	12.23	14.19
3987	14.78	15.33
3988	13.70	15.07
3989	11.12	15.66
3990	12.73	15.03
3991	10.07	15.98
3992	6.66	12.88
3993	5.02	15.52
3994	7.41	15.57
3995	12.38	16.81
3996	12.33	18.49
3997	13.85	20.11
3998	13.31	13.79
3999	14.11	15.41
4000	12.08	25.93

Attachment 3-A

	Barton (2014-2016 Average)	Buffalo Ridge (2014- 2016 Average)
Hour	<i>MW</i>	<i>MW</i>
4001	9.93	25.10
4002	7.01	24.88
4003	14.21	23.68
4004	8.57	18.57
4005	6.09	17.81
4006	14.70	17.23
4007	17.84	18.44
4008	12.21	19.49
4009	8.58	19.39
4010	7.40	18.46
4011	9.20	16.47
4012	17.23	13.64
4013	11.74	13.11
4014	8.41	12.41
4015	6.87	12.92
4016	5.28	16.69
4017	6.12	12.53
4018	3.97	10.47
4019	3.42	7.97
4020	6.41	6.30
4021	7.13	2.28
4022	7.40	1.81
4023	8.86	4.03
4024	10.49	6.93
4025	9.14	10.44
4026	11.77	9.93
4027	13.87	7.02
4028	4.28	10.97
4029	5.04	20.13
4030	4.99	18.01
4031	9.33	7.78
4032	8.18	15.10
4033	5.99	11.40
4034	10.99	21.87
4035	9.14	6.59
4036	11.71	2.75
4037	10.38	9.73
4038	6.08	10.00
4039	6.89	11.06
4040	3.96	10.68
4041	2.14	8.62
4042	2.94	10.24
4043	2.24	14.53
4044	3.93	11.76
4045	2.31	11.88
4046	3.27	13.31
4047	5.77	13.65
4048	6.48	13.82
4049	7.86	16.77
4050	9.12	15.43
4051	5.35	14.74
4052	9.78	14.95
4053	10.63	15.74
4054	12.31	15.54
4055	13.68	19.54
4056	12.84	23.36
4057	14.69	23.03
4058	21.71	23.28

Attachment 3-A

	Barton (2014-2016 Average)	Buffalo Ridge (2014-2016 Average)
Hour	<i>MW</i>	<i>MW</i>
4059	18.68	27.03
4060	16.08	27.03
4061	16.69	27.40
4062	12.59	12.64
4063	12.80	20.96
4064	12.02	15.79
4065	12.82	16.70
4066	15.75	15.13
4067	18.40	18.31
4068	18.55	27.86
4069	22.21	29.25
4070	21.00	31.01
4071	21.70	32.13
4072	19.42	28.02
4073	17.93	19.45
4074	14.98	22.64
4075	11.47	25.31
4076	15.63	23.01
4077	7.43	12.72
4078	13.86	13.68
4079	16.42	12.02
4080	12.00	19.06
4081	17.02	23.36
4082	9.93	22.10
4083	9.47	23.87
4084	7.69	18.48
4085	6.23	24.68
4086	6.45	18.91
4087	10.59	9.76
4088	16.78	3.64
4089	14.80	5.56
4090	8.61	5.47
4091	9.33	5.35
4092	13.81	9.45
4093	10.69	17.82
4094	7.38	22.75
4095	6.88	21.43
4096	5.17	16.43
4097	7.61	11.35
4098	7.55	8.14
4099	13.66	7.00
4100	10.35	2.98
4101	7.72	2.21
4102	8.05	1.67
4103	10.31	2.37
4104	12.34	1.67
4105	9.75	1.95
4106	8.98	1.55
4107	6.03	0.75
4108	9.52	0.30
4109	8.48	1.34
4110	7.40	0.79
4111	8.38	0.74
4112	10.11	1.77
4113	2.70	2.29
4114	2.59	0.78
4115	2.42	0.91
4116	0.99	0.23

Attachment 3-A

	Barton (2014-2016 Average)	Buffalo Ridge (2014-2016 Average)
Hour	<i>MW</i>	<i>MW</i>
4117	0.33	0.00
4118	0.87	0.00
4119	0.87	0.00
4120	1.40	0.23
4121	0.62	0.81
4122	0.29	3.48
4123	0.89	5.88
4124	0.46	10.27
4125	1.88	14.20
4126	3.40	12.97
4127	6.21	14.01
4128	6.32	22.55
4129	8.48	35.67
4130	6.83	32.88
4131	7.87	23.97
4132	5.04	20.80
4133	8.49	15.90
4134	11.17	18.03
4135	6.63	25.02
4136	5.63	18.71
4137	9.34	4.64
4138	3.49	5.79
4139	3.57	3.81
4140	7.61	12.20
4141	2.98	19.55
4142	0.49	24.72
4143	0.00	26.96
4144	0.08	26.45
4145	1.17	25.52
4146	8.51	24.45
4147	11.36	23.42
4148	6.34	20.16
4149	9.60	13.15
4150	7.75	10.48
4151	12.66	11.63
4152	17.33	14.50
4153	14.43	14.69
4154	15.49	14.38
4155	11.33	15.81
4156	9.65	12.93
4157	12.40	11.23
4158	10.31	9.28
4159	9.50	5.06
4160	6.55	6.52
4161	5.70	2.70
4162	6.50	1.74
4163	7.80	1.68
4164	5.80	0.12
4165	4.36	0.70
4166	3.01	1.10
4167	2.53	2.95
4168	2.35	0.60
4169	1.74	0.18
4170	6.27	0.25
4171	5.85	5.32
4172	3.42	3.44
4173	3.25	0.97
4174	2.27	1.20

Attachment 3-A

	Barton (2014-2016 Average)	Buffalo Ridge (2014-2016 Average)
Hour	<i>MW</i>	<i>MW</i>
4175	2.11	4.15
4176	2.00	4.38
4177	2.44	3.71
4178	1.60	6.32
4179	2.44	11.48
4180	2.97	11.97
4181	5.03	12.47
4182	4.64	14.87
4183	3.66	14.24
4184	2.99	11.01
4185	0.82	9.31
4186	0.60	10.46
4187	2.22	12.25
4188	3.97	13.10
4189	5.62	12.81
4190	4.51	12.47
4191	5.44	9.82
4192	7.77	14.67
4193	7.59	14.87
4194	9.26	14.55
4195	7.00	14.77
4196	5.70	13.03
4197	5.69	9.98
4198	7.36	10.86
4199	10.43	12.07
4200	7.76	13.06
4201	5.96	12.79
4202	8.06	13.21
4203	9.66	13.71
4204	8.97	13.07
4205	9.48	12.23
4206	9.45	11.93
4207	9.55	12.02
4208	9.30	12.23
4209	9.27	12.82
4210	10.75	11.68
4211	9.01	11.08
4212	10.35	11.71
4213	10.26	12.05
4214	11.06	9.96
4215	8.10	8.76
4216	7.05	6.39
4217	6.50	5.92
4218	7.16	8.44
4219	6.99	8.41
4220	6.01	8.65
4221	4.28	8.71
4222	6.05	9.37
4223	7.68	9.64
4224	5.54	10.14
4225	5.21	7.25
4226	5.01	11.44
4227	6.27	12.93
4228	7.02	14.23
4229	7.46	13.18
4230	7.30	9.20
4231	8.08	8.48
4232	4.53	10.74

Attachment 3-A

	Barton (2014-2016 Average)	Buffalo Ridge (2014- 2016 Average)
Hour	<i>MW</i>	<i>MW</i>
4233	2.51	10.37
4234	1.51	10.61
4235	2.41	18.68
4236	3.91	14.38
4237	8.00	15.76
4238	12.96	19.24
4239	14.99	19.34
4240	17.53	13.93
4241	7.77	18.23
4242	8.16	21.99
4243	5.27	23.22
4244	4.04	19.69
4245	4.92	13.96
4246	7.08	13.42
4247	10.05	12.88
4248	10.43	13.94
4249	11.33	14.46
4250	13.01	18.22
4251	11.18	14.72
4252	7.87	11.62
4253	4.53	13.59
4254	4.30	15.88
4255	7.40	16.10
4256	4.69	14.24
4257	5.53	11.03
4258	5.90	13.39
4259	9.10	12.18
4260	7.02	10.39
4261	12.95	11.63
4262	14.85	12.69
4263	17.11	13.30
4264	16.72	15.17
4265	15.61	16.27
4266	11.87	15.94
4267	11.99	14.94
4268	10.82	10.31
4269	8.71	11.27
4270	9.13	19.83
4271	10.67	24.86
4272	10.29	16.18
4273	15.36	19.08
4274	17.08	20.36
4275	15.48	22.10
4276	18.82	24.02
4277	13.41	22.86
4278	11.51	15.58
4279	9.52	6.43
4280	12.42	13.42
4281	13.19	16.87
4282	13.54	8.85
4283	14.46	17.09
4284	13.77	19.83
4285	11.39	16.71
4286	11.65	23.51
4287	10.81	20.05
4288	11.25	14.63
4289	10.92	22.98
4290	7.87	19.79

Attachment 3-A

	Barton (2014-2016 Average)	Buffalo Ridge (2014- 2016 Average)
Hour	<i>MW</i>	<i>MW</i>
4291	3.90	13.43
4292	5.57	9.96
4293	6.98	9.23
4294	11.83	7.56
4295	9.88	9.09
4296	6.93	7.56
4297	7.50	9.94
4298	7.22	8.15
4299	7.82	9.02
4300	7.57	7.22
4301	7.64	3.27
4302	7.53	4.38
4303	5.54	8.43
4304	5.99	7.93
4305	8.08	9.76
4306	11.68	9.11
4307	10.72	9.99
4308	7.71	10.43
4309	12.52	12.20
4310	13.15	14.31
4311	11.79	15.41
4312	10.75	15.77
4313	15.54	17.34
4314	14.43	15.23
4315	10.74	12.49
4316	5.88	8.60
4317	4.69	8.31
4318	5.54	8.85
4319	6.75	8.28
4320	7.46	9.26
4321	6.68	13.11
4322	7.56	12.10
4323	7.46	20.05
4324	10.27	14.71
4325	9.58	6.04
4326	9.19	7.73
4327	9.28	7.05
4328	8.85	8.09
4329	1.50	8.12
4330	3.24	10.36
4331	0.53	12.14
4332	1.24	11.43
4333	8.25	13.81
4334	11.82	19.45
4335	17.14	24.66
4336	4.74	21.03
4337	3.05	24.73
4338	5.74	23.92
4339	6.74	22.20
4340	9.51	21.53
4341	6.91	21.96
4342	11.39	25.26
4343	15.25	21.33
4344	12.71	17.17
4345	10.90	12.40
4346	12.30	14.64
4347	7.95	10.41
4348	8.33	7.70

Attachment 3-A

	Barton (2014-2016 Average)	Buffalo Ridge (2014-2016 Average)
Hour	<i>MW</i>	<i>MW</i>
4349	9.49	6.36
4350	8.64	6.77
4351	14.41	9.70
4352	10.72	15.34
4353	9.09	13.81
4354	9.25	14.97
4355	7.77	15.08
4356	7.73	13.00
4357	8.92	13.78
4358	8.82	14.87
4359	9.45	14.82
4360	10.38	10.01
4361	12.43	8.20
4362	13.50	10.38
4363	11.15	16.03
4364	12.01	17.17
4365	12.97	16.69
4366	10.47	12.94
4367	11.09	5.63
4368	8.86	4.92
4369	7.83	16.32
4370	3.95	13.43
4371	3.74	18.41
4372	4.96	14.93
4373	3.87	12.18
4374	3.40	7.33
4375	3.96	4.19
4376	5.12	4.50
4377	6.87	4.62
4378	7.70	2.96
4379	9.37	7.66
4380	11.50	7.57
4381	7.75	6.16
4382	7.50	5.99
4383	7.91	4.50
4384	6.31	2.48
4385	6.14	2.39
4386	5.60	2.77
4387	4.20	2.12
4388	2.81	3.36
4389	2.30	2.71
4390	3.11	3.57
4391	2.66	4.70
4392	2.83	4.40
4393	3.24	5.17
4394	1.58	4.95
4395	1.66	2.08
4396	0.26	2.40
4397	0.80	3.12
4398	1.83	3.18
4399	1.29	2.80
4400	1.36	2.10
4401	0.53	1.12
4402	1.09	0.54
4403	1.20	1.77
4404	1.88	0.95
4405	1.74	2.28
4406	1.30	1.76

Attachment 3-A

	Barton (2014-2016 Average)	Buffalo Ridge (2014-2016 Average)
Hour	<i>MW</i>	<i>MW</i>
4407	1.11	1.33
4408	1.66	1.47
4409	1.61	1.85
4410	2.00	3.95
4411	1.71	4.22
4412	0.64	5.60
4413	0.50	6.75
4414	1.29	8.86
4415	2.56	11.69
4416	0.95	14.35
4417	1.30	13.47
4418	2.58	14.78
4419	1.79	19.24
4420	1.51	15.50
4421	3.22	12.80
4422	4.15	13.68
4423	3.82	14.55
4424	1.71	28.19
4425	0.88	25.07
4426	0.58	12.85
4427	3.40	23.36
4428	4.33	25.34
4429	5.21	25.49
4430	7.59	20.02
4431	8.18	20.88
4432	7.74	18.82
4433	7.97	19.87
4434	7.08	22.97
4435	7.61	17.53
4436	6.79	25.84
4437	11.13	25.21
4438	13.48	23.81
4439	6.23	22.66
4440	10.50	24.06
4441	8.96	23.58
4442	7.19	20.70
4443	2.83	2.52
4444	2.31	0.00
4445	3.62	2.24
4446	9.06	14.98
4447	10.27	16.13
4448	12.22	29.22
4449	10.42	23.69
4450	11.64	23.34
4451	12.53	32.01
4452	16.60	27.29
4453	17.81	30.04
4454	21.41	34.90
4455	19.89	28.50
4456	20.74	25.91
4457	21.24	24.06
4458	18.08	22.58
4459	21.98	18.19
4460	21.16	14.57
4461	17.36	13.12
4462	22.76	16.80
4463	16.59	17.15
4464	16.54	25.60

Attachment 3-A

	Barton (2014-2016 Average)	Buffalo Ridge (2014- 2016 Average)
Hour	<i>MW</i>	<i>MW</i>
4465	16.20	27.14
4466	18.14	27.24
4467	19.61	26.01
4468	13.31	25.95
4469	8.72	19.16
4470	6.45	21.70
4471	2.99	23.23
4472	2.12	16.57
4473	3.38	13.28
4474	5.90	12.77
4475	5.39	15.12
4476	7.71	18.28
4477	9.18	21.48
4478	14.39	24.94
4479	14.75	24.30
4480	15.53	24.06
4481	16.17	17.30
4482	9.83	24.36
4483	20.04	26.18
4484	15.39	21.88
4485	8.85	10.39
4486	6.37	11.33
4487	6.87	8.44
4488	15.63	4.61
4489	16.52	15.10
4490	14.41	8.05
4491	15.69	9.90
4492	15.34	8.44
4493	18.01	5.95
4494	18.06	5.84
4495	7.80	6.81
4496	3.02	4.07
4497	4.25	2.33
4498	4.20	2.62
4499	3.72	3.61
4500	4.03	11.01
4501	5.33	15.80
4502	6.90	13.12
4503	7.39	12.92
4504	8.50	12.91
4505	11.87	11.96
4506	7.50	5.99
4507	10.54	7.27
4508	5.37	9.76
4509	8.07	13.43
4510	9.96	13.47
4511	7.30	12.05
4512	6.58	13.36
4513	8.54	21.56
4514	13.98	21.83
4515	15.52	21.47
4516	11.50	22.57
4517	11.78	20.95
4518	13.26	22.12
4519	12.00	18.66
4520	14.19	14.37
4521	14.08	12.50
4522	14.31	13.49

Attachment 3-A

	Barton (2014-2016 Average)	Buffalo Ridge (2014-2016 Average)
Hour	<i>MW</i>	<i>MW</i>
4523	18.17	19.24
4524	20.79	19.63
4525	14.35	17.53
4526	12.83	16.83
4527	20.41	15.30
4528	25.60	15.25
4529	23.28	15.27
4530	20.23	14.20
4531	17.91	13.15
4532	12.77	8.91
4533	6.94	6.50
4534	6.59	5.40
4535	8.45	5.46
4536	7.49	5.31
4537	9.15	6.70
4538	7.82	6.66
4539	8.50	7.32
4540	8.67	5.76
4541	8.33	5.37
4542	7.49	3.74
4543	3.54	4.22
4544	0.69	3.38
4545	0.00	1.31
4546	0.00	1.30
4547	0.07	1.47
4548	0.26	1.75
4549	0.75	3.97
4550	0.52	4.85
4551	0.41	4.21
4552	0.36	6.14
4553	0.66	7.16
4554	0.71	11.16
4555	1.21	12.33
4556	2.16	11.24
4557	3.20	9.05
4558	5.97	12.33
4559	8.52	14.78
4560	11.00	12.75
4561	12.39	12.15
4562	13.60	18.77
4563	11.87	15.91
4564	12.90	11.07
4565	10.96	18.96
4566	8.94	15.42
4567	6.04	10.96
4568	7.10	14.10
4569	3.16	15.45
4570	2.54	15.51
4571	6.41	21.10
4572	12.46	23.07
4573	15.12	27.86
4574	17.07	31.07
4575	13.82	34.59
4576	11.78	32.03
4577	9.28	24.05
4578	6.73	15.32
4579	8.57	20.53
4580	9.34	29.93

Attachment 3-A

	Barton (2014-2016 Average)	Buffalo Ridge (2014- 2016 Average)
Hour	<i>MW</i>	<i>MW</i>
4581	15.06	30.73
4582	16.49	32.88
4583	21.01	34.31
4584	24.26	35.97
4585	20.26	29.86
4586	21.48	29.01
4587	15.45	33.62
4588	16.63	35.53
4589	24.20	32.19
4590	23.33	17.62
4591	25.48	10.25
4592	19.06	10.09
4593	17.62	19.42
4594	14.20	18.22
4595	17.20	12.83
4596	17.85	7.78
4597	18.29	5.20
4598	22.03	3.88
4599	17.86	4.22
4600	18.16	10.09
4601	16.09	11.01
4602	14.07	15.59
4603	10.91	15.33
4604	10.42	13.62
4605	10.67	13.96
4606	11.99	14.50
4607	14.18	23.17
4608	12.29	17.82
4609	13.48	16.94
4610	8.74	15.13
4611	7.40	25.64
4612	5.37	19.08
4613	7.72	20.08
4614	7.23	18.68
4615	5.59	9.31
4616	3.96	9.11
4617	5.06	5.72
4618	4.23	5.50
4619	3.61	15.77
4620	2.78	8.61
4621	4.29	4.80
4622	9.30	5.63
4623	7.55	7.81
4624	8.34	7.80
4625	7.08	8.33
4626	5.94	11.21
4627	6.88	12.56
4628	7.41	13.29
4629	9.26	11.00
4630	9.73	6.36
4631	10.02	6.38
4632	13.04	6.22
4633	10.85	6.45
4634	5.81	9.36
4635	11.57	11.03
4636	17.69	17.12
4637	8.93	5.34
4638	12.00	2.55

Attachment 3-A

	Barton (2014-2016 Average)	Buffalo Ridge (2014-2016 Average)
Hour	<i>MW</i>	<i>MW</i>
4639	10.97	3.78
4640	8.41	2.74
4641	6.56	1.90
4642	2.91	4.39
4643	2.79	7.58
4644	7.14	11.04
4645	9.37	14.97
4646	7.63	17.35
4647	17.44	16.27
4648	17.72	17.92
4649	13.24	19.10
4650	9.00	20.07
4651	7.99	18.65
4652	6.81	12.34
4653	6.31	13.19
4654	9.31	13.85
4655	9.20	10.93
4656	10.58	5.83
4657	10.22	10.59
4658	11.46	11.35
4659	8.04	11.11
4660	9.72	10.34
4661	12.20	13.67
4662	12.88	11.41
4663	11.50	12.84
4664	10.38	14.39
4665	8.31	16.79
4666	13.39	15.95
4667	21.76	13.06
4668	12.37	23.76
4669	8.75	17.57
4670	9.09	23.20
4671	15.53	12.62
4672	6.21	20.78
4673	11.44	17.13
4674	3.97	15.33
4675	10.71	8.50
4676	15.58	11.15
4677	20.46	9.02
4678	20.03	6.41
4679	20.11	6.67
4680	15.91	6.84
4681	15.62	9.55
4682	10.75	7.41
4683	14.38	11.38
4684	11.15	9.22
4685	11.54	7.43
4686	9.88	10.12
4687	10.01	9.98
4688	6.34	6.81
4689	7.20	2.16
4690	10.45	2.24
4691	11.69	5.48
4692	10.66	9.79
4693	10.53	6.34
4694	7.49	3.05
4695	6.41	3.54
4696	4.10	2.68

Attachment 3-A

	Barton (2014-2016 Average)	Buffalo Ridge (2014-2016 Average)
Hour	<i>MW</i>	<i>MW</i>
4697	3.77	2.92
4698	4.24	3.39
4699	3.53	3.77
4700	2.93	2.09
4701	2.92	1.69
4702	3.31	0.22
4703	1.35	0.00
4704	1.07	2.60
4705	5.24	5.19
4706	7.02	8.38
4707	6.38	8.55
4708	5.03	7.34
4709	5.52	5.28
4710	5.02	2.17
4711	7.13	2.33
4712	6.45	2.79
4713	7.20	2.63
4714	8.14	2.74
4715	7.83	5.41
4716	8.62	4.07
4717	8.44	3.76
4718	4.99	9.45
4719	6.13	10.82
4720	5.83	10.93
4721	8.47	13.31
4722	12.11	12.28
4723	10.66	5.72
4724	6.95	6.96
4725	6.14	1.88
4726	7.78	3.96
4727	7.96	5.22
4728	11.22	4.48
4729	8.91	10.57
4730	6.26	10.44
4731	2.50	11.40
4732	7.31	8.04
4733	3.27	10.95
4734	1.70	10.84
4735	4.58	5.67
4736	4.22	6.38
4737	3.68	4.28
4738	3.78	3.75
4739	3.35	5.89
4740	3.02	4.46
4741	7.87	3.47
4742	4.59	3.01
4743	3.87	4.10
4744	3.24	6.01
4745	3.39	5.86
4746	3.99	9.17
4747	3.29	8.08
4748	2.69	7.51
4749	3.58	10.90
4750	7.62	15.90
4751	9.85	17.67
4752	14.89	14.93
4753	12.16	19.74
4754	18.28	24.97

Attachment 3-A

	Barton (2014-2016 Average)	Buffalo Ridge (2014-2016 Average)
Hour	<i>MW</i>	<i>MW</i>
4755	16.88	21.33
4756	6.99	16.12
4757	5.55	16.89
4758	4.68	15.55
4759	6.07	11.44
4760	3.63	8.90
4761	1.00	6.41
4762	2.56	7.13
4763	3.37	10.72
4764	6.35	14.46
4765	8.65	19.26
4766	8.79	19.95
4767	7.58	19.18
4768	9.28	18.34
4769	9.91	20.48
4770	7.95	21.11
4771	7.76	20.06
4772	6.06	18.35
4773	6.69	18.35
4774	8.01	16.44
4775	8.35	19.58
4776	10.87	18.57
4777	10.74	19.15
4778	11.89	4.59
4779	13.27	10.45
4780	8.85	20.64
4781	7.99	22.06
4782	6.60	19.61
4783	7.55	21.31
4784	5.30	17.88
4785	4.24	4.89
4786	4.94	2.57
4787	8.60	3.43
4788	10.13	2.62
4789	11.30	8.28
4790	10.36	16.00
4791	11.91	16.88
4792	10.93	16.90
4793	17.08	16.88
4794	17.42	12.59
4795	8.65	10.88
4796	5.06	11.99
4797	5.95	8.80
4798	14.55	15.93
4799	14.36	22.09
4800	12.84	28.61
4801	13.91	34.81
4802	14.66	36.30
4803	15.21	31.30
4804	15.71	31.02
4805	14.90	23.58
4806	13.17	22.67
4807	16.57	23.21
4808	14.16	24.92
4809	8.27	20.02
4810	12.93	14.95
4811	14.87	18.25
4812	17.49	20.89

Attachment 3-A

	Barton (2014-2016 Average)	Buffalo Ridge (2014- 2016 Average)
Hour	<i>MW</i>	<i>MW</i>
4813	20.66	17.23
4814	22.15	24.35
4815	23.67	27.80
4816	29.17	25.97
4817	26.44	27.04
4818	20.07	25.41
4819	19.31	19.65
4820	20.35	15.82
4821	15.60	18.57
4822	18.42	20.96
4823	21.08	21.54
4824	24.31	22.47
4825	20.64	22.50
4826	16.11	21.30
4827	14.43	18.53
4828	16.51	14.08
4829	15.44	11.34
4830	14.65	4.62
4831	11.42	4.47
4832	7.06	3.38
4833	2.81	3.90
4834	3.30	1.63
4835	5.42	0.39
4836	7.07	2.40
4837	11.19	6.71
4838	12.63	9.07
4839	12.97	10.56
4840	13.56	6.34
4841	11.52	5.00
4842	6.21	8.06
4843	3.30	13.04
4844	3.93	9.51
4845	6.49	12.66
4846	7.61	13.74
4847	10.32	18.29
4848	10.82	15.26
4849	10.50	16.37
4850	8.85	18.21
4851	6.13	21.00
4852	6.45	16.68
4853	6.80	20.80
4854	6.13	23.04
4855	2.54	19.21
4856	2.94	18.15
4857	9.20	20.00
4858	6.71	16.20
4859	3.16	16.84
4860	3.05	14.17
4861	3.50	14.05
4862	3.88	14.05
4863	4.71	10.40
4864	3.92	6.10
4865	5.78	5.14
4866	7.70	6.27
4867	6.56	9.37
4868	5.56	10.17
4869	7.89	11.30
4870	9.43	11.01

Attachment 3-A

	Barton (2014-2016 Average)	Buffalo Ridge (2014-2016 Average)
Hour	<i>MW</i>	<i>MW</i>
4871	9.20	18.45
4872	9.55	23.00
4873	11.35	21.21
4874	10.32	10.58
4875	7.88	9.97
4876	7.26	8.26
4877	6.17	7.65
4878	4.83	6.35
4879	3.65	6.11
4880	3.01	13.18
4881	3.63	3.70
4882	2.59	2.87
4883	5.03	12.89
4884	3.30	19.58
4885	1.94	17.93
4886	3.40	13.01
4887	5.36	8.45
4888	8.81	2.85
4889	8.93	0.47
4890	7.20	1.05
4891	6.67	9.84
4892	4.21	14.69
4893	5.08	14.82
4894	8.67	17.64
4895	9.44	21.45
4896	10.66	26.69
4897	10.03	25.82
4898	12.93	26.63
4899	13.20	25.83
4900	7.31	20.79
4901	6.40	20.68
4902	7.42	21.33
4903	7.19	19.18
4904	10.40	16.74
4905	14.39	10.92
4906	13.19	5.99
4907	16.79	7.10
4908	16.56	7.04
4909	19.95	0.40
4910	13.93	3.38
4911	11.30	6.57
4912	10.15	4.40
4913	13.85	3.78
4914	10.87	4.49
4915	9.98	5.32
4916	13.74	2.03
4917	13.07	1.35
4918	8.65	4.04
4919	6.24	2.16
4920	10.64	3.84
4921	15.34	7.83
4922	17.78	2.18
4923	11.99	0.83
4924	17.69	3.10
4925	14.53	3.08
4926	10.78	0.50
4927	12.25	0.70
4928	8.14	0.85

Attachment 3-A

	Barton (2014-2016 Average)	Buffalo Ridge (2014-2016 Average)
Hour	<i>MW</i>	<i>MW</i>
4929	10.88	6.19
4930	0.96	0.13
4931	0.62	3.38
4932	1.30	3.46
4933	1.68	1.28
4934	2.31	7.15
4935	6.35	10.62
4936	5.61	11.35
4937	4.64	9.78
4938	3.99	4.96
4939	2.84	3.22
4940	1.72	5.16
4941	2.33	8.27
4942	2.57	17.08
4943	3.84	18.44
4944	5.47	20.74
4945	6.15	29.37
4946	4.69	31.67
4947	4.16	23.48
4948	3.00	20.18
4949	3.98	17.22
4950	0.51	14.78
4951	3.90	15.63
4952	4.93	16.39
4953	4.03	10.04
4954	2.37	8.64
4955	1.67	14.64
4956	0.78	7.70
4957	2.35	5.35
4958	4.78	9.72
4959	2.59	10.05
4960	1.46	10.49
4961	1.21	12.15
4962	1.84	11.82
4963	3.01	9.01
4964	2.13	6.64
4965	3.53	11.51
4966	6.86	15.73
4967	8.03	9.84
4968	7.40	11.74
4969	15.58	12.90
4970	17.49	11.55
4971	12.19	22.63
4972	11.17	26.40
4973	8.80	13.05
4974	7.32	1.99
4975	3.70	4.25
4976	11.43	16.01
4977	12.75	14.39
4978	11.29	8.39
4979	10.89	14.62
4980	10.83	9.44
4981	14.83	13.17
4982	18.41	17.17
4983	17.32	11.73
4984	24.69	8.28
4985	26.48	10.71
4986	19.21	15.57

Attachment 3-A

	Barton (2014-2016 Average)	Buffalo Ridge (2014-2016 Average)
Hour	<i>MW</i>	<i>MW</i>
4987	17.63	19.63
4988	16.37	16.45
4989	11.36	20.10
4990	8.94	17.27
4991	12.54	16.54
4992	15.39	22.28
4993	10.90	25.35
4994	11.14	22.87
4995	9.80	25.34
4996	10.98	20.73
4997	14.40	8.55
4998	3.96	14.85
4999	7.95	13.64
5000	10.60	9.34
5001	4.13	13.00
5002	6.59	9.91
5003	4.33	12.02
5004	11.47	15.93
5005	9.65	11.86
5006	8.67	8.86
5007	12.86	10.84
5008	13.70	13.31
5009	10.91	18.26
5010	7.99	18.54
5011	5.08	15.20
5012	6.59	9.50
5013	7.76	10.25
5014	6.35	15.06
5015	6.94	6.26
5016	8.18	3.70
5017	11.28	4.14
5018	16.23	8.62
5019	18.13	13.24
5020	14.42	12.73
5021	15.98	10.06
5022	17.32	9.35
5023	14.46	10.05
5024	11.03	12.33
5025	12.19	7.49
5026	7.40	8.00
5027	6.33	12.20
5028	3.16	11.41
5029	3.91	13.41
5030	5.45	14.51
5031	6.97	14.13
5032	5.31	14.18
5033	4.24	13.58
5034	5.30	12.85
5035	9.08	9.14
5036	5.93	5.37
5037	6.05	3.84
5038	5.33	5.90
5039	9.47	6.33
5040	10.33	2.44
5041	8.35	0.96
5042	6.35	0.41
5043	6.10	2.28
5044	8.32	2.82

Attachment 3-A

	Barton (2014-2016 Average)	Buffalo Ridge (2014-2016 Average)
Hour	<i>MW</i>	<i>MW</i>
5045	6.66	5.16
5046	8.72	3.58
5047	11.01	6.61
5048	9.52	8.30
5049	3.98	7.81
5050	1.78	4.49
5051	1.48	0.22
5052	3.00	0.00
5053	5.10	0.00
5054	4.52	0.00
5055	6.67	0.83
5056	4.29	2.96
5057	2.59	4.44
5058	3.55	4.88
5059	3.67	3.80
5060	3.97	1.69
5061	3.62	3.15
5062	3.54	5.67
5063	6.09	6.94
5064	8.01	7.22
5065	11.24	6.84
5066	13.39	9.22
5067	14.25	9.84
5068	9.59	8.08
5069	9.43	8.48
5070	12.64	8.54
5071	13.85	7.83
5072	8.32	8.65
5073	3.50	8.69
5074	1.27	11.20
5075	2.56	8.94
5076	5.10	2.24
5077	6.28	5.08
5078	6.96	5.25
5079	7.77	5.73
5080	7.26	5.12
5081	6.69	5.96
5082	6.82	7.60
5083	5.04	7.09
5084	4.15	6.76
5085	3.57	8.00
5086	6.49	9.24
5087	8.09	14.04
5088	6.48	18.13
5089	4.23	19.73
5090	4.67	17.66
5091	5.57	14.66
5092	8.42	10.78
5093	13.87	6.37
5094	16.87	4.29
5095	14.36	2.50
5096	9.61	6.77
5097	5.30	5.01
5098	5.23	11.74
5099	6.02	9.39
5100	7.44	7.99
5101	8.34	11.25
5102	9.65	17.17

Attachment 3-A

	Barton (2014-2016 Average)	Buffalo Ridge (2014- 2016 Average)
Hour	<i>MW</i>	<i>MW</i>
5103	7.35	16.89
5104	1.66	16.13
5105	1.12	20.92
5106	1.24	20.36
5107	1.06	13.07
5108	4.60	12.76
5109	7.70	11.12
5110	7.54	12.22
5111	9.69	13.78
5112	11.16	15.81
5113	11.50	15.17
5114	9.98	16.12
5115	11.21	19.72
5116	9.05	20.30
5117	3.52	8.20
5118	4.42	2.61
5119	2.07	3.05
5120	7.85	11.15
5121	6.34	9.75
5122	7.22	10.07
5123	6.26	13.21
5124	6.20	14.39
5125	6.19	9.86
5126	7.00	8.66
5127	8.65	6.88
5128	9.72	5.09
5129	8.37	4.74
5130	7.99	4.60
5131	7.48	4.79
5132	5.70	1.93
5133	6.45	0.22
5134	5.46	1.07
5135	6.57	3.01
5136	7.28	3.95
5137	6.63	2.67
5138	6.33	1.25
5139	5.66	0.00
5140	5.50	0.43
5141	6.19	0.31
5142	4.65	0.86
5143	2.21	1.43
5144	0.61	0.86
5145	0.17	0.08
5146	1.03	0.37
5147	2.62	0.25
5148	3.74	3.65
5149	5.98	7.05
5150	6.28	10.05
5151	5.50	11.90
5152	5.33	12.51
5153	5.21	12.81
5154	4.86	12.54
5155	4.97	12.01
5156	3.76	12.53
5157	5.04	13.28
5158	5.05	14.19
5159	4.96	12.02
5160	5.38	14.73

Attachment 3-A

	Barton (2014-2016 Average)	Buffalo Ridge (2014-2016 Average)
Hour	<i>MW</i>	<i>MW</i>
5161	7.28	14.34
5162	10.74	13.85
5163	11.88	13.75
5164	11.15	13.77
5165	8.50	5.64
5166	5.81	11.32
5167	4.99	7.71
5168	5.89	1.79
5169	7.25	1.37
5170	7.15	0.34
5171	2.38	0.25
5172	3.18	4.29
5173	4.47	9.27
5174	7.56	8.47
5175	4.56	10.70
5176	3.13	8.33
5177	4.63	9.32
5178	3.08	11.67
5179	0.07	9.88
5180	0.54	9.65
5181	5.00	7.70
5182	5.79	8.32
5183	5.00	10.79
5184	6.18	10.15
5185	5.51	7.44
5186	4.24	7.23
5187	4.99	5.86
5188	4.79	6.05
5189	4.42	3.44
5190	5.00	2.72
5191	4.75	1.18
5192	5.30	1.28
5193	2.72	2.43
5194	4.11	2.16
5195	4.43	3.46
5196	5.78	3.63
5197	4.80	3.95
5198	4.78	4.20
5199	3.63	2.72
5200	4.00	2.30
5201	3.97	4.02
5202	4.26	4.39
5203	3.33	3.57
5204	2.51	5.34
5205	2.34	4.55
5206	1.58	6.28
5207	1.99	7.50
5208	2.48	9.32
5209	1.88	7.75
5210	3.15	9.56
5211	3.14	11.14
5212	3.96	12.55
5213	5.11	14.34
5214	5.56	18.05
5215	5.43	16.48
5216	5.61	11.54
5217	5.83	7.60
5218	4.20	11.28

Attachment 3-A

	Barton (2014-2016 Average)	Buffalo Ridge (2014-2016 Average)
Hour	<i>MW</i>	<i>MW</i>
5219	3.25	15.59
5220	4.77	13.82
5221	4.43	12.67
5222	4.68	10.77
5223	4.90	13.36
5224	4.95	15.44
5225	6.21	19.34
5226	5.82	13.90
5227	4.00	4.69
5228	4.93	7.85
5229	6.47	1.71
5230	9.35	2.10
5231	10.75	7.06
5232	11.43	7.50
5233	5.29	3.48
5234	6.21	3.18
5235	10.36	4.41
5236	11.62	4.70
5237	11.61	7.18
5238	9.20	7.06
5239	8.91	2.55
5240	5.52	0.47
5241	3.13	0.55
5242	4.82	1.31
5243	7.48	1.69
5244	7.91	2.61
5245	7.54	3.25
5246	8.84	3.54
5247	8.49	1.99
5248	6.31	1.81
5249	3.47	1.61
5250	1.37	2.15
5251	1.29	2.12
5252	0.54	2.70
5253	0.99	1.32
5254	2.54	3.25
5255	1.98	4.54
5256	3.23	10.35
5257	8.15	10.40
5258	3.55	14.25
5259	2.32	20.08
5260	1.19	14.39
5261	0.51	14.71
5262	2.42	4.49
5263	1.92	4.58
5264	2.56	6.27
5265	3.17	8.07
5266	2.59	9.34
5267	1.64	9.78
5268	1.98	7.97
5269	2.57	8.88
5270	4.46	9.83
5271	4.82	9.91
5272	4.58	9.46
5273	3.87	9.96
5274	4.34	10.58
5275	2.65	10.73
5276	3.23	6.88

Attachment 3-A

	Barton (2014-2016 Average)	Buffalo Ridge (2014-2016 Average)
Hour	<i>MW</i>	<i>MW</i>
5277	5.46	6.49
5278	5.84	11.69
5279	8.12	16.20
5280	6.15	17.17
5281	4.42	23.34
5282	4.77	21.77
5283	5.84	15.57
5284	7.52	10.67
5285	8.58	11.46
5286	6.15	10.87
5287	5.00	13.76
5288	4.86	12.58
5289	2.55	8.72
5290	1.27	8.01
5291	0.64	5.74
5292	0.25	5.19
5293	0.37	5.43
5294	3.58	6.95
5295	3.41	6.51
5296	1.54	9.18
5297	1.81	9.96
5298	2.23	6.23
5299	1.92	14.93
5300	1.32	21.60
5301	1.26	16.25
5302	2.09	13.66
5303	2.93	16.99
5304	4.92	15.14
5305	4.26	13.10
5306	6.71	20.71
5307	6.51	23.74
5308	5.56	26.61
5309	3.72	19.19
5310	2.78	17.15
5311	2.89	11.86
5312	4.19	11.87
5313	2.45	6.44
5314	2.32	4.36
5315	2.78	2.82
5316	4.69	5.09
5317	4.93	8.73
5318	6.71	12.30
5319	8.37	14.50
5320	11.44	16.67
5321	13.25	16.07
5322	12.88	14.59
5323	15.11	13.02
5324	10.82	7.69
5325	8.52	10.11
5326	7.36	9.04
5327	8.19	14.07
5328	11.72	18.61
5329	10.93	21.16
5330	13.87	15.06
5331	14.85	11.56
5332	18.25	17.38
5333	18.43	18.16
5334	16.46	16.31

Attachment 3-A

	Barton (2014-2016 Average)	Buffalo Ridge (2014-2016 Average)
Hour	<i>MW</i>	<i>MW</i>
5335	12.93	13.59
5336	7.91	12.05
5337	12.74	10.78
5338	12.53	11.14
5339	8.94	15.52
5340	9.41	5.24
5341	11.72	3.01
5342	14.50	12.01
5343	15.15	11.39
5344	13.48	10.75
5345	12.48	10.10
5346	10.40	8.32
5347	5.65	9.25
5348	4.21	8.44
5349	5.23	4.94
5350	9.22	4.35
5351	7.37	5.23
5352	6.38	6.42
5353	7.05	6.79
5354	6.58	16.20
5355	7.04	17.69
5356	3.89	15.32
5357	4.34	13.76
5358	3.90	9.43
5359	4.24	8.96
5360	3.73	7.84
5361	2.83	3.99
5362	2.47	2.56
5363	4.16	4.92
5364	4.83	11.58
5365	9.19	13.08
5366	9.53	11.65
5367	7.75	6.32
5368	7.22	8.89
5369	7.52	7.04
5370	6.22	1.63
5371	6.13	8.09
5372	7.71	13.17
5373	4.69	14.17
5374	6.44	13.77
5375	10.98	6.34
5376	12.68	17.72
5377	15.22	14.78
5378	11.05	12.88
5379	10.00	15.55
5380	10.54	16.21
5381	12.34	16.71
5382	10.24	15.11
5383	13.81	6.01
5384	15.06	11.57
5385	6.27	14.47
5386	9.18	12.95
5387	14.42	14.72
5388	14.65	12.97
5389	13.98	2.63
5390	10.23	2.41
5391	8.27	3.90
5392	6.10	3.43

Attachment 3-A

	Barton (2014-2016 Average)	Buffalo Ridge (2014-2016 Average)
Hour	<i>MW</i>	<i>MW</i>
5393	4.79	4.24
5394	2.98	3.56
5395	1.77	4.40
5396	1.14	2.82
5397	1.53	1.86
5398	3.24	2.29
5399	3.24	4.56
5400	1.07	7.00
5401	1.70	8.72
5402	2.22	7.93
5403	3.64	8.18
5404	5.20	7.91
5405	8.07	8.28
5406	7.83	6.82
5407	6.51	5.57
5408	5.90	6.56
5409	4.33	2.49
5410	2.53	3.78
5411	1.81	5.50
5412	1.57	4.62
5413	0.91	2.98
5414	0.43	4.26
5415	0.56	3.35
5416	0.96	3.41
5417	0.89	3.49
5418	0.82	3.82
5419	0.33	8.22
5420	0.80	4.48
5421	2.13	3.32
5422	3.07	5.55
5423	4.72	12.61
5424	5.21	17.29
5425	4.63	16.46
5426	5.06	23.86
5427	7.57	25.58
5428	7.04	26.01
5429	3.21	24.74
5430	2.72	24.83
5431	4.22	19.86
5432	5.71	23.97
5433	3.17	29.91
5434	0.81	14.97
5435	1.36	14.50
5436	2.53	16.58
5437	3.03	16.15
5438	3.37	17.42
5439	2.94	17.18
5440	3.41	14.88
5441	4.11	14.10
5442	4.01	15.66
5443	3.63	13.27
5444	4.13	14.85
5445	4.34	17.01
5446	4.70	18.77
5447	6.34	20.12
5448	9.72	22.06
5449	3.28	22.25
5450	2.27	25.32

Attachment 3-A

	Barton (2014-2016 Average)	Buffalo Ridge (2014-2016 Average)
Hour	<i>MW</i>	<i>MW</i>
5451	2.80	8.29
5452	5.66	15.13
5453	5.05	21.61
5454	6.96	7.84
5455	9.43	8.26
5456	8.03	8.77
5457	3.46	9.16
5458	6.16	4.86
5459	5.28	2.94
5460	5.33	1.76
5461	4.62	7.74
5462	2.08	5.75
5463	2.19	8.84
5464	2.88	2.00
5465	2.11	1.42
5466	3.17	2.87
5467	5.71	10.28
5468	5.55	3.43
5469	3.38	3.05
5470	6.67	3.40
5471	8.89	4.59
5472	3.85	6.77
5473	4.89	10.98
5474	5.42	10.48
5475	2.38	10.77
5476	0.96	11.38
5477	1.07	11.54
5478	3.84	9.31
5479	2.73	5.82
5480	1.62	3.98
5481	0.20	1.52
5482	0.81	1.62
5483	0.00	1.01
5484	0.00	1.69
5485	0.05	3.09
5486	0.78	4.81
5487	1.34	3.86
5488	2.90	8.84
5489	1.62	7.82
5490	2.93	2.72
5491	2.84	1.92
5492	3.50	1.07
5493	3.69	5.41
5494	8.52	6.35
5495	5.96	6.41
5496	8.51	7.63
5497	9.20	11.65
5498	11.64	12.21
5499	7.17	13.48
5500	6.96	13.87
5501	8.96	20.94
5502	9.83	24.80
5503	9.93	20.89
5504	10.42	22.11
5505	5.12	22.54
5506	4.35	11.70
5507	8.34	2.86
5508	4.71	15.85

Attachment 3-A

	Barton (2014-2016 Average)	Buffalo Ridge (2014- 2016 Average)
Hour	<i>MW</i>	<i>MW</i>
5509	3.47	15.04
5510	7.21	19.46
5511	12.42	14.44
5512	11.58	13.32
5513	6.37	11.98
5514	7.23	17.86
5515	5.25	16.21
5516	9.81	8.88
5517	13.30	20.28
5518	12.09	23.57
5519	8.20	19.26
5520	11.99	3.05
5521	12.67	5.74
5522	16.06	4.28
5523	16.51	8.27
5524	15.32	6.25
5525	13.23	12.34
5526	10.46	12.25
5527	7.72	11.69
5528	12.16	8.38
5529	8.09	9.30
5530	7.18	11.00
5531	7.54	9.05
5532	7.05	6.23
5533	6.21	8.98
5534	7.29	6.73
5535	5.10	7.96
5536	8.04	14.62
5537	8.16	11.01
5538	8.38	16.88
5539	3.78	8.12
5540	8.79	5.13
5541	7.57	6.07
5542	9.24	11.65
5543	11.62	11.22
5544	9.65	9.08
5545	10.42	8.51
5546	9.34	8.16
5547	9.59	10.09
5548	8.80	6.94
5549	9.76	7.10
5550	13.55	4.92
5551	13.59	6.52
5552	9.90	8.94
5553	7.42	14.67
5554	8.71	6.64
5555	14.30	5.74
5556	15.04	10.54
5557	14.16	13.76
5558	13.71	11.16
5559	10.78	7.52
5560	8.97	9.52
5561	5.87	7.82
5562	7.06	5.78
5563	4.58	8.77
5564	5.60	8.69
5565	6.46	9.91
5566	7.75	14.86

Attachment 3-A

	Barton (2014-2016 Average)	Buffalo Ridge (2014-2016 Average)
Hour	<i>MW</i>	<i>MW</i>
5567	10.35	13.72
5568	13.77	23.40
5569	15.89	25.97
5570	16.83	27.44
5571	21.60	26.92
5572	19.62	18.08
5573	17.21	14.48
5574	14.50	17.00
5575	9.46	19.02
5576	11.11	13.62
5577	13.63	8.86
5578	14.59	7.29
5579	20.57	7.94
5580	23.78	7.86
5581	21.80	7.08
5582	21.74	12.15
5583	19.76	13.74
5584	16.20	12.91
5585	13.70	12.05
5586	12.54	12.71
5587	13.64	13.10
5588	12.94	13.24
5589	12.26	15.18
5590	15.68	17.40
5591	11.60	20.89
5592	9.72	25.82
5593	7.44	17.90
5594	3.20	14.47
5595	1.44	14.64
5596	2.87	14.43
5597	7.10	14.52
5598	1.43	13.45
5599	5.53	21.11
5600	12.61	27.28
5601	5.26	25.29
5602	7.11	26.46
5603	8.40	23.85
5604	11.01	27.28
5605	12.55	26.97
5606	14.13	27.24
5607	13.02	24.94
5608	12.77	25.05
5609	10.95	25.47
5610	9.64	24.98
5611	9.30	25.61
5612	18.83	25.73
5613	19.05	27.16
5614	18.92	29.38
5615	20.88	30.00
5616	23.29	31.34
5617	14.52	32.66
5618	16.79	29.13
5619	12.13	16.30
5620	2.48	3.68
5621	7.16	10.50
5622	8.60	21.07
5623	8.09	28.97
5624	7.74	28.70

Attachment 3-A

	Barton (2014-2016 Average)	Buffalo Ridge (2014- 2016 Average)
Hour	<i>MW</i>	<i>MW</i>
5625	7.61	27.48
5626	5.03	19.75
5627	8.06	15.67
5628	11.65	15.05
5629	12.35	27.04
5630	13.50	29.61
5631	12.84	26.12
5632	13.19	15.61
5633	11.64	11.40
5634	4.48	11.63
5635	11.85	17.77
5636	16.09	16.24
5637	17.19	14.30
5638	15.99	17.29
5639	17.55	15.16
5640	20.62	18.72
5641	12.64	14.88
5642	12.50	9.58
5643	19.36	12.62
5644	22.33	25.57
5645	20.56	29.83
5646	18.45	31.61
5647	14.24	28.06
5648	11.79	24.62
5649	18.06	14.15
5650	21.04	11.95
5651	14.68	10.79
5652	8.25	11.14
5653	6.76	10.04
5654	7.13	10.90
5655	22.51	14.78
5656	23.28	15.20
5657	20.83	12.99
5658	18.06	8.25
5659	15.80	5.62
5660	12.43	3.25
5661	10.63	4.77
5662	9.42	6.66
5663	11.18	10.73
5664	17.25	14.87
5665	27.05	18.85
5666	19.55	19.92
5667	13.94	13.14
5668	12.72	10.40
5669	11.20	6.92
5670	10.27	7.63
5671	11.12	7.59
5672	10.40	8.50
5673	4.22	7.43
5674	2.47	7.52
5675	4.59	8.00
5676	7.87	9.48
5677	7.45	11.46
5678	8.03	11.48
5679	8.40	12.80
5680	7.20	11.47
5681	6.68	11.01
5682	6.96	5.73

Attachment 3-A

	Barton (2014-2016 Average)	Buffalo Ridge (2014-2016 Average)
Hour	<i>MW</i>	<i>MW</i>
5683	4.89	2.57
5684	4.80	2.34
5685	5.26	1.15
5686	5.54	0.42
5687	7.11	3.33
5688	6.64	4.18
5689	9.20	3.80
5690	8.42	4.28
5691	9.15	4.54
5692	7.56	2.61
5693	5.44	0.25
5694	1.87	0.18
5695	1.29	0.23
5696	1.34	0.95
5697	0.40	1.33
5698	3.53	1.93
5699	7.41	1.33
5700	2.94	3.18
5701	0.07	0.36
5702	0.00	1.65
5703	0.00	3.01
5704	0.00	3.88
5705	0.00	3.16
5706	0.04	2.97
5707	0.06	2.50
5708	0.00	2.80
5709	0.92	5.45
5710	1.52	7.71
5711	2.00	7.32
5712	3.31	8.96
5713	3.88	11.53
5714	2.69	14.13
5715	5.66	15.77
5716	3.88	14.52
5717	3.09	12.88
5718	5.23	14.90
5719	4.82	10.69
5720	4.58	9.85
5721	6.01	8.35
5722	2.35	2.45
5723	3.19	4.17
5724	4.68	1.80
5725	7.47	1.30
5726	6.87	2.68
5727	4.86	3.45
5728	5.22	4.83
5729	2.07	5.22
5730	1.81	4.01
5731	1.12	3.09
5732	2.26	4.08
5733	4.13	4.01
5734	8.39	8.29
5735	5.34	7.79
5736	8.47	8.29
5737	8.25	11.36
5738	10.81	15.19
5739	7.56	17.17
5740	7.08	19.75

Attachment 3-A

	Barton (2014-2016 Average)	Buffalo Ridge (2014- 2016 Average)
Hour	<i>MW</i>	<i>MW</i>
5741	10.49	16.84
5742	10.29	12.75
5743	8.61	2.12
5744	7.27	2.31
5745	6.92	3.55
5746	5.19	3.34
5747	16.61	4.40
5748	15.90	7.55
5749	12.54	11.79
5750	14.33	13.63
5751	18.69	15.01
5752	15.38	15.03
5753	11.71	13.32
5754	12.09	11.41
5755	10.79	10.70
5756	9.61	13.00
5757	12.34	15.28
5758	13.67	15.41
5759	12.12	14.72
5760	12.90	15.30
5761	13.23	15.16
5762	10.42	13.85
5763	8.34	6.44
5764	6.12	10.87
5765	7.03	13.45
5766	6.38	13.88
5767	7.93	11.82
5768	6.25	9.13
5769	4.42	5.91
5770	3.45	0.85
5771	4.50	0.11
5772	3.00	0.22
5773	2.13	0.37
5774	2.36	4.27
5775	4.03	5.90
5776	4.30	6.40
5777	2.48	5.46
5778	2.22	2.41
5779	0.54	1.95
5780	1.35	5.54
5781	0.24	9.74
5782	1.19	11.76
5783	2.11	14.57
5784	3.38	11.40
5785	4.33	14.29
5786	3.89	20.89
5787	4.12	19.37
5788	3.33	17.52
5789	4.17	15.03
5790	5.95	12.81
5791	4.79	10.72
5792	3.92	11.67
5793	3.38	9.75
5794	3.01	8.40
5795	4.14	7.86
5796	3.64	7.26
5797	4.98	6.70
5798	4.54	7.09

Attachment 3-A

	Barton (2014-2016 Average)	Buffalo Ridge (2014- 2016 Average)
Hour	<i>MW</i>	<i>MW</i>
5799	5.57	7.41
5800	6.64	7.49
5801	6.21	7.33
5802	4.08	7.89
5803	5.91	9.74
5804	6.19	12.39
5805	7.28	16.44
5806	10.35	18.74
5807	10.35	20.26
5808	11.65	19.68
5809	11.04	16.09
5810	9.20	21.78
5811	9.60	22.93
5812	8.39	15.57
5813	6.39	15.25
5814	4.16	16.81
5815	3.16	14.03
5816	3.46	16.48
5817	3.55	26.70
5818	5.71	25.13
5819	8.22	15.80
5820	14.05	18.25
5821	18.60	17.12
5822	16.85	17.80
5823	16.01	17.45
5824	16.60	15.03
5825	16.71	18.49
5826	17.94	13.45
5827	10.54	5.54
5828	4.48	1.28
5829	5.25	3.03
5830	12.56	8.44
5831	11.91	9.79
5832	14.54	8.39
5833	13.60	6.77
5834	10.06	4.84
5835	11.25	5.42
5836	10.89	5.25
5837	10.05	3.93
5838	11.24	2.78
5839	5.59	3.63
5840	6.11	1.86
5841	2.96	0.72
5842	1.28	0.46
5843	2.31	0.53
5844	3.23	0.77
5845	5.50	3.54
5846	7.29	2.78
5847	9.40	3.89
5848	10.76	4.57
5849	9.55	6.97
5850	8.77	4.80
5851	7.24	9.18
5852	4.49	15.61
5853	4.28	14.74
5854	2.31	19.53
5855	8.03	32.79
5856	11.83	27.00

Attachment 3-A

	Barton (2014-2016 Average)	Buffalo Ridge (2014-2016 Average)
Hour	<i>MW</i>	<i>MW</i>
5857	9.53	25.44
5858	9.61	28.49
5859	13.00	27.03
5860	13.54	23.53
5861	10.74	21.12
5862	12.50	17.77
5863	4.58	18.20
5864	3.96	19.14
5865	4.97	13.55
5866	2.57	9.29
5867	2.55	11.59
5868	4.94	13.53
5869	4.71	15.54
5870	7.09	17.18
5871	12.14	18.69
5872	11.47	20.14
5873	6.69	18.95
5874	4.25	17.38
5875	4.21	17.58
5876	2.67	19.83
5877	5.34	23.33
5878	4.47	30.72
5879	6.91	31.23
5880	10.37	32.67
5881	14.02	31.71
5882	16.04	36.45
5883	14.48	33.05
5884	9.32	27.22
5885	6.72	22.10
5886	5.82	24.14
5887	10.17	29.69
5888	8.07	32.68
5889	8.40	30.55
5890	4.14	22.57
5891	3.42	21.94
5892	6.24	29.19
5893	6.08	32.29
5894	6.44	30.93
5895	6.30	25.86
5896	7.64	26.78
5897	8.14	29.99
5898	8.25	27.48
5899	6.45	21.52
5900	7.26	14.07
5901	12.79	15.17
5902	26.07	21.01
5903	22.66	23.30
5904	13.18	25.54
5905	9.78	30.75
5906	11.31	35.62
5907	10.13	33.98
5908	12.03	37.56
5909	12.82	38.19
5910	16.19	32.45
5911	15.49	32.93
5912	14.33	35.64
5913	10.09	28.46
5914	15.84	22.95

Attachment 3-A

	Barton (2014-2016 Average)	Buffalo Ridge (2014-2016 Average)
Hour	<i>MW</i>	<i>MW</i>
5915	19.72	20.58
5916	17.92	16.39
5917	18.35	12.88
5918	19.48	19.21
5919	19.37	22.42
5920	18.39	20.63
5921	15.62	32.47
5922	14.84	29.07
5923	14.66	25.81
5924	14.31	33.69
5925	15.74	36.70
5926	21.31	39.19
5927	21.73	39.32
5928	22.53	39.75
5929	25.05	34.51
5930	24.84	30.87
5931	26.27	24.82
5932	22.22	27.42
5933	21.26	25.10
5934	15.97	26.53
5935	14.54	26.36
5936	15.08	20.74
5937	11.63	22.27
5938	14.60	18.54
5939	19.77	13.92
5940	12.94	13.17
5941	9.92	11.29
5942	10.29	11.65
5943	18.13	15.41
5944	20.38	14.54
5945	18.99	14.15
5946	18.09	14.04
5947	18.68	14.30
5948	17.57	14.81
5949	21.08	13.37
5950	22.15	12.42
5951	20.22	14.26
5952	20.84	15.14
5953	21.12	16.86
5954	20.73	20.58
5955	21.04	23.45
5956	21.40	24.02
5957	22.86	23.39
5958	24.37	18.58
5959	21.14	14.27
5960	13.59	20.02
5961	8.32	23.10
5962	4.03	13.66
5963	4.25	7.35
5964	5.98	4.53
5965	9.97	4.82
5966	7.40	5.56
5967	5.46	7.30
5968	3.23	7.95
5969	3.37	4.18
5970	1.93	3.92
5971	4.79	5.13
5972	5.51	16.71

Attachment 3-A

	Barton (2014-2016 Average)	Buffalo Ridge (2014-2016 Average)
Hour	<i>MW</i>	<i>MW</i>
5973	10.12	15.67
5974	4.66	22.34
5975	6.27	24.41
5976	6.80	28.29
5977	7.46	31.10
5978	5.06	22.28
5979	3.88	20.09
5980	3.05	19.75
5981	6.52	25.95
5982	7.05	27.78
5983	7.94	32.33
5984	4.36	30.57
5985	2.49	19.32
5986	0.64	9.56
5987	1.56	6.52
5988	3.67	5.66
5989	6.50	7.08
5990	6.27	11.43
5991	3.78	14.12
5992	3.76	12.60
5993	3.84	16.85
5994	3.50	23.45
5995	3.90	16.08
5996	6.69	17.10
5997	8.05	25.59
5998	10.39	29.76
5999	5.56	27.90
6000	2.49	13.33
6001	2.79	7.05
6002	4.29	4.79
6003	3.66	3.29
6004	4.43	5.73
6005	4.52	10.90
6006	17.98	13.97
6007	8.63	19.93
6008	4.88	13.84
6009	8.64	6.14
6010	5.53	7.14
6011	7.14	9.99
6012	8.90	15.05
6013	11.61	9.40
6014	8.55	0.78
6015	5.48	8.41
6016	3.13	13.16
6017	3.06	8.34
6018	6.28	7.15
6019	6.42	4.77
6020	4.36	3.94
6021	8.97	3.87
6022	9.94	7.67
6023	10.01	16.20
6024	8.88	13.03
6025	13.02	10.66
6026	12.56	8.25
6027	12.20	10.57
6028	14.75	9.65
6029	14.36	5.99
6030	14.86	1.01

Attachment 3-A

	Barton (2014-2016 Average)	Buffalo Ridge (2014- 2016 Average)
Hour	<i>MW</i>	<i>MW</i>
6031	11.22	4.84
6032	11.30	16.11
6033	10.43	15.62
6034	12.20	12.17
6035	12.08	18.96
6036	8.84	20.38
6037	16.76	16.60
6038	11.96	14.79
6039	9.65	13.12
6040	7.95	16.28
6041	6.01	9.51
6042	4.74	11.36
6043	5.16	8.37
6044	7.26	16.48
6045	9.99	14.32
6046	8.26	18.89
6047	12.39	21.96
6048	8.36	19.30
6049	5.82	4.95
6050	9.69	10.72
6051	8.73	18.44
6052	8.89	24.48
6053	8.85	23.69
6054	8.21	13.41
6055	10.65	14.81
6056	14.83	16.98
6057	17.35	8.09
6058	20.62	3.00
6059	22.35	7.39
6060	17.87	14.26
6061	23.57	20.12
6062	23.18	17.47
6063	26.96	16.54
6064	24.98	6.00
6065	23.11	13.26
6066	21.79	12.04
6067	17.34	13.30
6068	15.88	11.93
6069	16.64	6.73
6070	15.82	8.51
6071	15.01	11.91
6072	10.21	13.34
6073	12.69	14.94
6074	14.90	17.46
6075	13.39	17.41
6076	10.33	22.88
6077	11.30	19.59
6078	11.65	19.65
6079	13.72	12.72
6080	14.08	17.85
6081	11.44	17.41
6082	9.75	16.18
6083	15.24	18.39
6084	18.44	18.53
6085	18.44	15.99
6086	19.71	15.39
6087	21.40	15.92
6088	20.47	14.77

Attachment 3-A

	Barton (2014-2016 Average)	Buffalo Ridge (2014-2016 Average)
Hour	<i>MW</i>	<i>MW</i>
6089	18.12	17.92
6090	15.64	11.87
6091	12.69	11.05
6092	11.72	13.71
6093	16.67	10.01
6094	17.34	14.76
6095	15.82	14.59
6096	13.61	9.88
6097	12.34	11.78
6098	9.76	9.37
6099	10.08	14.17
6100	9.28	3.40
6101	8.13	0.49
6102	8.40	3.62
6103	7.96	13.72
6104	7.45	14.04
6105	7.15	11.85
6106	6.45	7.10
6107	8.11	3.58
6108	7.09	1.31
6109	9.19	1.04
6110	10.28	6.18
6111	11.98	8.09
6112	11.03	2.60
6113	7.66	10.47
6114	3.41	13.66
6115	3.80	4.08
6116	6.77	1.62
6117	4.65	11.63
6118	3.66	14.54
6119	3.14	20.73
6120	7.94	21.72
6121	4.69	21.10
6122	4.37	22.00
6123	6.32	20.04
6124	7.94	14.95
6125	9.40	16.48
6126	5.03	16.10
6127	2.33	17.08
6128	4.93	18.13
6129	7.50	24.50
6130	7.25	20.93
6131	6.00	25.70
6132	6.71	18.95
6133	7.30	11.56
6134	7.81	12.89
6135	10.57	18.68
6136	11.04	12.85
6137	10.49	15.87
6138	10.23	13.11
6139	11.21	22.16
6140	13.24	28.25
6141	20.35	29.17
6142	21.08	20.43
6143	17.36	17.99
6144	8.72	12.08
6145	13.46	12.87
6146	11.50	14.90

Attachment 3-A

	Barton (2014-2016 Average)	Buffalo Ridge (2014- 2016 Average)
Hour	<i>MW</i>	<i>MW</i>
6147	6.63	16.78
6148	5.05	4.96
6149	9.49	13.30
6150	9.51	12.59
6151	13.54	13.57
6152	12.88	16.68
6153	10.34	16.16
6154	8.35	8.37
6155	8.54	3.71
6156	10.10	3.87
6157	10.31	0.68
6158	11.23	0.00
6159	11.99	1.53
6160	14.32	8.41
6161	13.87	9.24
6162	9.89	11.62
6163	9.09	8.86
6164	9.06	5.81
6165	9.04	2.97
6166	16.11	4.13
6167	15.26	6.79
6168	17.12	12.65
6169	17.43	12.82
6170	12.61	12.20
6171	13.62	10.50
6172	12.71	9.84
6173	11.06	9.04
6174	14.89	8.69
6175	13.11	8.95
6176	14.80	10.15
6177	16.67	8.46
6178	18.22	9.24
6179	19.85	9.79
6180	23.06	11.07
6181	25.25	15.34
6182	26.10	10.21
6183	22.85	11.08
6184	22.99	7.16
6185	22.75	9.61
6186	20.52	14.75
6187	22.15	12.69
6188	14.75	15.54
6189	12.27	13.44
6190	8.77	6.85
6191	8.59	0.61
6192	11.54	5.96
6193	9.92	14.65
6194	5.90	19.55
6195	7.78	24.47
6196	10.66	19.71
6197	10.36	21.97
6198	8.51	28.40
6199	7.57	24.74
6200	9.71	24.18
6201	10.71	27.63
6202	6.48	17.71
6203	5.42	25.82
6204	10.83	22.27

Attachment 3-A

	Barton (2014-2016 Average)	Buffalo Ridge (2014- 2016 Average)
Hour	<i>MW</i>	<i>MW</i>
6205	9.44	14.46
6206	12.83	14.08
6207	14.23	22.47
6208	12.89	20.78
6209	12.11	19.72
6210	13.21	19.32
6211	10.84	19.42
6212	12.81	16.75
6213	16.27	18.11
6214	14.96	19.26
6215	16.54	27.75
6216	19.01	28.24
6217	19.48	20.44
6218	18.88	26.44
6219	18.89	24.73
6220	17.21	23.60
6221	18.08	20.80
6222	17.84	19.80
6223	18.98	15.74
6224	12.84	9.64
6225	4.77	5.76
6226	9.20	2.61
6227	13.90	0.86
6228	8.51	2.18
6229	4.13	5.34
6230	5.79	6.06
6231	6.13	7.15
6232	6.25	6.41
6233	6.45	3.19
6234	2.30	7.04
6235	1.43	7.03
6236	1.74	5.85
6237	4.79	9.11
6238	11.84	12.05
6239	12.90	11.64
6240	9.78	7.50
6241	8.55	12.01
6242	10.73	19.33
6243	12.36	18.33
6244	10.36	17.38
6245	6.64	19.65
6246	6.26	13.78
6247	9.77	12.94
6248	9.27	16.55
6249	7.59	16.86
6250	5.14	14.45
6251	4.20	13.04
6252	5.89	17.00
6253	8.42	19.03
6254	13.77	16.79
6255	12.25	13.40
6256	19.44	17.70
6257	20.54	22.32
6258	16.90	15.34
6259	13.61	15.90
6260	16.82	23.51
6261	19.69	23.15
6262	25.17	25.00

Attachment 3-A

	Barton (2014-2016 Average)	Buffalo Ridge (2014- 2016 Average)
Hour	<i>MW</i>	<i>MW</i>
6263	24.60	17.21
6264	23.10	13.97
6265	26.42	9.92
6266	25.14	8.43
6267	23.19	10.96
6268	24.23	17.77
6269	18.72	24.99
6270	20.44	14.81
6271	17.67	18.38
6272	17.17	23.11
6273	14.41	13.88
6274	13.80	1.69
6275	20.81	2.79
6276	21.21	13.18
6277	17.01	18.25
6278	13.94	18.52
6279	13.40	16.40
6280	13.57	11.91
6281	11.95	8.05
6282	12.04	6.56
6283	9.93	5.77
6284	9.42	8.23
6285	9.33	10.07
6286	10.71	11.52
6287	10.25	9.55
6288	11.04	8.91
6289	8.03	14.55
6290	5.67	9.83
6291	5.68	11.57
6292	10.06	19.57
6293	7.64	9.58
6294	12.77	8.01
6295	11.66	20.31
6296	11.86	20.04
6297	10.83	20.71
6298	6.56	16.37
6299	8.86	17.51
6300	16.23	19.87
6301	15.40	23.77
6302	15.11	26.32
6303	14.74	31.74
6304	18.52	29.44
6305	23.59	25.24
6306	17.70	6.81
6307	16.19	6.99
6308	26.73	15.36
6309	19.91	23.74
6310	24.11	23.63
6311	19.34	19.71
6312	18.93	8.79
6313	17.48	7.17
6314	12.07	9.26
6315	8.45	10.94
6316	9.17	15.71
6317	6.20	9.62
6318	9.69	11.12
6319	9.53	22.36
6320	10.56	21.41

Attachment 3-A

	Barton (2014-2016 Average)	Buffalo Ridge (2014- 2016 Average)
Hour	<i>MW</i>	<i>MW</i>
6321	20.47	17.69
6322	22.44	13.00
6323	22.48	10.68
6324	27.46	12.10
6325	29.65	16.84
6326	30.86	21.79
6327	28.01	20.11
6328	25.23	20.66
6329	30.51	21.04
6330	26.17	20.52
6331	22.29	19.62
6332	22.58	19.03
6333	18.20	19.02
6334	22.79	24.97
6335	21.64	19.98
6336	20.71	22.87
6337	18.57	21.42
6338	16.47	18.21
6339	16.46	9.00
6340	15.72	9.04
6341	14.73	9.43
6342	16.17	14.05
6343	10.93	17.59
6344	6.78	19.46
6345	7.60	16.99
6346	5.50	13.50
6347	4.48	10.90
6348	1.66	10.23
6349	3.54	12.17
6350	4.55	14.17
6351	3.34	14.01
6352	1.96	14.61
6353	1.50	20.09
6354	1.79	16.52
6355	2.54	14.24
6356	2.66	12.57
6357	6.37	14.76
6358	5.88	9.30
6359	7.69	11.87
6360	12.17	13.52
6361	13.20	11.00
6362	12.17	9.89
6363	9.57	9.60
6364	9.95	9.24
6365	8.33	4.41
6366	7.97	4.58
6367	7.80	6.16
6368	9.06	10.28
6369	9.65	9.03
6370	7.78	5.34
6371	8.58	13.57
6372	13.46	7.40
6373	16.83	6.87
6374	18.52	9.52
6375	16.25	11.90
6376	14.10	13.49
6377	11.70	13.67
6378	10.73	14.17

Attachment 3-A

	Barton (2014-2016 Average)	Buffalo Ridge (2014- 2016 Average)
Hour	<i>MW</i>	<i>MW</i>
6379	12.33	14.99
6380	13.19	14.94
6381	15.87	12.91
6382	16.24	15.50
6383	11.03	8.73
6384	10.82	10.20
6385	9.90	15.97
6386	14.20	15.89
6387	13.80	15.48
6388	16.80	16.28
6389	13.79	18.25
6390	11.91	21.25
6391	12.01	21.31
6392	12.70	22.27
6393	13.23	23.44
6394	9.75	21.68
6395	5.49	20.82
6396	5.36	19.98
6397	7.57	18.47
6398	6.89	16.34
6399	18.01	7.24
6400	18.03	9.10
6401	19.31	14.64
6402	17.67	8.90
6403	14.24	8.97
6404	16.22	10.99
6405	15.99	11.18
6406	13.14	11.73
6407	12.73	8.26
6408	13.75	7.79
6409	12.20	8.61
6410	13.98	10.07
6411	8.96	14.91
6412	8.94	9.82
6413	9.73	12.42
6414	4.95	15.28
6415	7.49	11.90
6416	6.52	13.36
6417	5.65	13.46
6418	4.61	12.83
6419	4.11	14.78
6420	3.88	14.97
6421	4.60	15.14
6422	6.37	15.09
6423	5.48	6.46
6424	4.00	5.83
6425	8.21	12.11
6426	10.12	10.99
6427	12.35	13.73
6428	7.40	11.60
6429	6.90	11.29
6430	7.49	10.11
6431	10.04	14.93
6432	6.43	15.00
6433	6.12	8.92
6434	8.27	5.10
6435	7.38	9.40
6436	6.43	10.64

Attachment 3-A

	Barton (2014-2016 Average)	Buffalo Ridge (2014- 2016 Average)
Hour	<i>MW</i>	<i>MW</i>
6437	6.55	8.42
6438	8.48	12.81
6439	10.90	17.34
6440	13.26	19.86
6441	11.94	13.83
6442	10.07	9.59
6443	15.71	13.29
6444	14.13	8.03
6445	17.58	13.86
6446	21.63	18.88
6447	21.07	19.80
6448	20.30	22.00
6449	16.79	20.25
6450	12.30	22.34
6451	14.74	18.42
6452	16.78	19.33
6453	22.67	31.65
6454	29.28	34.24
6455	25.54	34.92
6456	24.29	35.68
6457	23.73	29.34
6458	22.64	33.23
6459	21.44	35.09
6460	18.68	27.22
6461	17.55	33.78
6462	17.15	28.25
6463	17.18	18.66
6464	14.59	32.99
6465	11.28	32.59
6466	9.18	27.18
6467	13.24	27.05
6468	18.48	32.09
6469	21.61	37.39
6470	21.34	37.95
6471	24.74	31.85
6472	23.82	34.37
6473	25.30	31.53
6474	21.02	26.27
6475	14.93	21.33
6476	14.52	23.72
6477	21.56	30.39
6478	20.36	28.86
6479	20.70	17.82
6480	19.29	22.80
6481	16.11	19.06
6482	16.31	16.97
6483	12.85	17.09
6484	9.47	15.81
6485	8.60	14.50
6486	7.61	20.20
6487	10.64	22.79
6488	10.07	21.45
6489	12.07	17.84
6490	8.44	9.41
6491	9.05	7.59
6492	9.12	4.52
6493	10.33	4.80
6494	10.87	5.94

Attachment 3-A

	Barton (2014-2016 Average)	Buffalo Ridge (2014- 2016 Average)
Hour	<i>MW</i>	<i>MW</i>
6495	10.48	8.50
6496	10.44	10.90
6497	11.26	8.95
6498	10.48	9.88
6499	9.46	8.81
6500	7.59	10.40
6501	9.54	14.93
6502	10.82	18.86
6503	10.92	14.59
6504	14.56	16.85
6505	14.73	17.66
6506	15.30	17.76
6507	14.91	15.64
6508	15.64	14.63
6509	9.11	13.14
6510	8.27	12.39
6511	9.75	13.68
6512	9.41	13.59
6513	3.18	13.01
6514	1.13	7.81
6515	0.73	6.91
6516	3.10	4.66
6517	3.91	2.77
6518	4.56	4.53
6519	2.71	2.69
6520	2.35	1.99
6521	3.15	4.40
6522	6.61	7.09
6523	9.19	9.43
6524	12.13	11.61
6525	14.08	14.86
6526	11.34	20.94
6527	9.92	22.78
6528	8.38	17.48
6529	11.80	17.70
6530	4.75	19.10
6531	6.94	17.90
6532	8.71	18.83
6533	10.38	19.55
6534	9.46	18.80
6535	10.38	20.79
6536	9.01	10.86
6537	6.76	19.08
6538	5.24	15.22
6539	7.05	15.42
6540	8.29	11.99
6541	6.78	15.13
6542	6.02	20.22
6543	6.36	17.96
6544	7.48	17.65
6545	7.50	18.36
6546	7.36	18.63
6547	7.18	20.59
6548	8.75	23.81
6549	6.50	27.50
6550	4.72	27.88
6551	5.18	28.22
6552	6.60	26.82

Attachment 3-A

	Barton (2014-2016 Average)	Buffalo Ridge (2014- 2016 Average)
Hour	<i>MW</i>	<i>MW</i>
6553	7.19	17.84
6554	4.86	19.57
6555	7.26	7.62
6556	9.77	12.81
6557	8.47	16.05
6558	8.57	15.68
6559	10.97	14.96
6560	13.35	14.03
6561	14.87	9.91
6562	10.36	7.68
6563	12.58	9.51
6564	12.87	9.73
6565	9.85	10.67
6566	7.40	10.41
6567	4.38	10.82
6568	5.42	10.36
6569	5.73	11.50
6570	4.56	12.99
6571	3.61	9.57
6572	5.22	8.68
6573	4.94	13.82
6574	3.35	14.18
6575	4.12	17.05
6576	2.39	10.41
6577	4.95	14.35
6578	4.72	13.88
6579	3.16	11.75
6580	2.63	10.16
6581	3.93	8.89
6582	5.44	13.87
6583	5.71	13.74
6584	4.85	11.27
6585	3.80	6.55
6586	3.26	7.61
6587	5.13	5.41
6588	4.19	6.77
6589	3.21	9.23
6590	3.87	9.21
6591	4.73	10.00
6592	11.84	11.56
6593	17.16	13.44
6594	19.11	15.15
6595	16.10	13.06
6596	12.89	15.37
6597	10.63	22.49
6598	12.93	28.15
6599	11.12	21.06
6600	12.91	14.32
6601	8.76	25.73
6602	5.71	32.04
6603	3.51	18.47
6604	5.06	20.04
6605	5.06	19.17
6606	4.12	16.42
6607	4.30	23.46
6608	2.06	17.85
6609	2.54	25.49
6610	15.38	17.21

Attachment 3-A

	Barton (2014-2016 Average)	Buffalo Ridge (2014- 2016 Average)
Hour	<i>MW</i>	<i>MW</i>
6611	20.80	12.20
6612	22.50	22.83
6613	22.90	23.03
6614	24.06	28.56
6615	20.82	28.71
6616	25.85	30.90
6617	26.01	37.86
6618	25.41	22.25
6619	28.92	33.46
6620	27.66	34.95
6621	28.79	25.43
6622	28.44	22.21
6623	28.91	8.49
6624	28.94	13.66
6625	25.63	14.00
6626	29.82	8.61
6627	27.33	7.65
6628	28.67	12.49
6629	29.21	18.84
6630	29.37	26.24
6631	27.25	25.22
6632	23.86	22.84
6633	24.17	23.12
6634	23.44	21.45
6635	26.81	19.97
6636	29.47	21.24
6637	28.24	21.43
6638	27.52	21.72
6639	27.66	21.05
6640	27.53	23.30
6641	25.37	23.78
6642	23.37	24.02
6643	17.50	15.81
6644	14.57	6.14
6645	12.62	5.93
6646	15.26	6.65
6647	14.91	4.82
6648	14.62	5.81
6649	15.07	9.71
6650	14.99	7.51
6651	14.03	9.39
6652	9.94	12.35
6653	8.34	11.49
6654	8.41	10.92
6655	7.29	16.44
6656	8.49	17.59
6657	9.74	17.15
6658	3.89	18.18
6659	4.01	22.16
6660	4.07	25.72
6661	4.03	12.51
6662	5.89	20.09
6663	9.24	8.83
6664	6.51	3.45
6665	2.94	6.34
6666	0.83	12.11
6667	0.24	17.59
6668	0.45	20.58

Attachment 3-A

	Barton (2014-2016 Average)	Buffalo Ridge (2014-2016 Average)
Hour	<i>MW</i>	<i>MW</i>
6669	0.53	24.53
6670	0.28	19.53
6671	0.36	12.76
6672	3.69	6.62
6673	6.68	9.98
6674	5.23	12.25
6675	3.98	9.41
6676	7.19	10.40
6677	8.22	9.65
6678	7.86	9.44
6679	8.34	6.14
6680	7.62	11.54
6681	7.46	7.19
6682	6.73	8.56
6683	6.65	9.79
6684	9.52	14.14
6685	9.75	14.50
6686	8.46	16.26
6687	10.27	10.78
6688	12.04	21.60
6689	9.88	24.74
6690	6.62	20.89
6691	8.52	17.10
6692	14.10	13.94
6693	14.09	17.90
6694	17.41	23.31
6695	14.89	14.33
6696	16.12	13.50
6697	19.06	5.58
6698	13.83	7.99
6699	15.28	4.85
6700	18.76	9.85
6701	16.91	18.01
6702	15.08	12.30
6703	12.48	15.59
6704	10.24	9.18
6705	8.90	11.59
6706	11.89	9.59
6707	22.48	11.71
6708	24.30	4.11
6709	25.52	7.02
6710	23.76	20.20
6711	26.64	25.64
6712	22.54	15.40
6713	23.38	24.92
6714	17.12	17.27
6715	10.43	19.81
6716	6.36	19.11
6717	7.78	17.69
6718	11.70	24.08
6719	15.06	21.21
6720	14.16	22.50
6721	13.02	17.72
6722	12.59	18.59
6723	7.94	19.92
6724	13.80	19.22
6725	14.74	15.15
6726	11.19	15.08

Attachment 3-A

	Barton (2014-2016 Average)	Buffalo Ridge (2014- 2016 Average)
Hour	<i>MW</i>	<i>MW</i>
6727	14.84	18.31
6728	14.82	26.40
6729	12.57	25.67
6730	10.04	15.91
6731	11.06	15.59
6732	12.99	14.66
6733	16.64	6.04
6734	19.62	5.69
6735	24.28	8.26
6736	23.33	2.67
6737	25.93	7.75
6738	19.40	7.43
6739	14.78	6.46
6740	7.95	12.94
6741	15.73	11.79
6742	15.81	9.99
6743	11.29	8.52
6744	11.66	3.56
6745	11.07	3.57
6746	12.47	3.77
6747	11.59	4.32
6748	15.66	4.02
6749	13.85	5.34
6750	12.98	5.37
6751	9.20	5.66
6752	5.40	5.34
6753	2.96	5.01
6754	3.89	2.32
6755	5.84	3.21
6756	3.67	4.06
6757	2.46	7.37
6758	3.11	9.18
6759	3.25	11.20
6760	3.15	12.25
6761	4.41	13.19
6762	5.55	13.38
6763	5.04	15.34
6764	8.71	15.00
6765	13.17	19.46
6766	15.85	18.08
6767	12.66	30.44
6768	14.05	28.05
6769	14.57	20.34
6770	14.96	17.61
6771	13.79	15.62
6772	14.90	11.15
6773	17.78	15.84
6774	10.90	12.43
6775	9.12	15.45
6776	9.42	15.92
6777	12.07	19.89
6778	15.69	29.22
6779	19.89	29.28
6780	22.02	29.14
6781	24.51	29.14
6782	22.16	28.92
6783	12.95	29.31
6784	12.10	29.37

Attachment 3-A

	Barton (2014-2016 Average)	Buffalo Ridge (2014- 2016 Average)
Hour	<i>MW</i>	<i>MW</i>
6785	26.66	25.31
6786	22.17	26.06
6787	16.74	26.57
6788	25.21	27.45
6789	21.56	30.45
6790	16.30	29.52
6791	12.92	26.51
6792	16.15	26.21
6793	9.81	14.54
6794	10.34	14.88
6795	6.67	14.39
6796	7.06	8.79
6797	11.99	6.39
6798	15.06	9.17
6799	12.68	8.61
6800	14.13	14.59
6801	13.26	12.90
6802	10.89	11.94
6803	11.96	12.63
6804	13.52	15.49
6805	15.98	18.82
6806	20.47	20.15
6807	21.07	21.82
6808	17.85	25.12
6809	14.78	21.37
6810	14.87	26.27
6811	10.66	28.78
6812	7.05	29.97
6813	15.18	26.30
6814	23.33	33.99
6815	16.72	36.57
6816	20.42	21.71
6817	22.17	26.95
6818	24.16	37.63
6819	30.37	35.65
6820	32.48	39.54
6821	31.54	41.34
6822	24.65	36.17
6823	27.33	28.02
6824	27.56	41.32
6825	28.51	34.47
6826	30.69	40.65
6827	32.93	37.75
6828	21.39	33.37
6829	28.72	24.95
6830	35.14	23.21
6831	30.23	19.33
6832	22.90	20.43
6833	23.22	16.39
6834	26.71	24.37
6835	25.90	22.57
6836	26.06	20.17
6837	20.05	17.73
6838	21.74	21.53
6839	7.92	20.98
6840	5.40	18.27
6841	3.78	11.85
6842	2.01	4.71

Attachment 3-A

	Barton (2014-2016 Average)	Buffalo Ridge (2014-2016 Average)
Hour	<i>MW</i>	<i>MW</i>
6843	1.46	6.55
6844	6.45	13.99
6845	8.89	15.29
6846	6.22	17.44
6847	5.29	29.27
6848	6.15	27.96
6849	7.77	26.39
6850	7.20	23.58
6851	6.96	21.40
6852	11.76	21.91
6853	12.38	27.69
6854	11.27	29.11
6855	8.48	26.02
6856	9.11	28.56
6857	13.08	28.44
6858	13.96	29.90
6859	17.69	26.40
6860	22.58	30.15
6861	28.66	27.61
6862	26.14	17.76
6863	33.00	14.15
6864	28.61	18.19
6865	25.61	25.95
6866	27.65	25.68
6867	25.41	29.68
6868	26.58	28.20
6869	21.42	29.06
6870	22.31	33.22
6871	26.45	30.84
6872	29.05	26.11
6873	31.81	35.83
6874	28.26	27.71
6875	29.12	22.97
6876	31.31	24.39
6877	33.02	22.27
6878	38.08	26.51
6879	35.73	22.99
6880	34.15	27.02
6881	33.66	27.51
6882	30.82	22.84
6883	28.19	19.65
6884	27.74	21.44
6885	28.57	21.12
6886	32.30	24.78
6887	34.45	23.77
6888	26.40	17.18
6889	32.35	16.46
6890	28.27	15.91
6891	23.36	13.48
6892	26.39	12.77
6893	26.87	26.20
6894	19.77	14.25
6895	25.07	9.46
6896	33.09	23.96
6897	30.74	15.46
6898	27.01	12.43
6899	30.53	13.72
6900	20.60	4.72

Attachment 3-A

	Barton (2014-2016 Average)	Buffalo Ridge (2014-2016 Average)
Hour	<i>MW</i>	<i>MW</i>
6901	14.85	9.38
6902	17.20	7.06
6903	14.61	1.53
6904	12.89	1.38
6905	11.45	1.97
6906	6.45	2.88
6907	10.67	11.91
6908	7.76	15.13
6909	10.87	17.36
6910	10.96	13.34
6911	10.18	11.02
6912	10.29	8.51
6913	12.04	14.45
6914	14.35	10.78
6915	13.27	20.21
6916	15.09	17.25
6917	15.36	18.28
6918	14.27	15.46
6919	17.55	14.14
6920	16.95	22.74
6921	16.50	18.21
6922	14.09	23.40
6923	13.51	21.08
6924	19.38	28.07
6925	20.51	15.52
6926	20.48	18.36
6927	27.23	22.81
6928	29.43	26.14
6929	26.36	21.26
6930	25.01	8.87
6931	22.00	19.74
6932	23.15	20.43
6933	26.58	12.23
6934	26.37	11.92
6935	20.63	17.99
6936	16.62	24.27
6937	19.70	9.60
6938	20.22	16.55
6939	20.24	10.86
6940	20.03	5.89
6941	14.15	8.86
6942	15.69	24.43
6943	17.60	6.59
6944	19.29	14.80
6945	19.77	15.18
6946	18.23	11.44
6947	18.13	9.63
6948	18.71	6.30
6949	18.63	13.64
6950	17.53	18.89
6951	16.07	21.67
6952	16.34	26.98
6953	18.25	28.25
6954	15.77	25.03
6955	13.90	12.59
6956	11.63	21.88
6957	13.28	28.30
6958	10.91	28.45

Attachment 3-A

	Barton (2014-2016 Average)	Buffalo Ridge (2014- 2016 Average)
Hour	<i>MW</i>	<i>MW</i>
6959	11.95	29.73
6960	16.07	27.39
6961	21.33	20.51
6962	17.45	17.71
6963	23.56	19.86
6964	18.39	11.09
6965	17.44	21.81
6966	17.52	21.97
6967	11.20	20.90
6968	15.00	20.58
6969	10.57	18.14
6970	11.12	17.91
6971	17.02	16.58
6972	19.64	15.07
6973	19.57	17.18
6974	17.28	14.57
6975	19.58	20.07
6976	18.79	20.06
6977	18.32	19.92
6978	17.40	23.98
6979	15.65	22.16
6980	15.03	23.97
6981	17.11	27.65
6982	10.12	30.12
6983	6.19	21.31
6984	6.49	34.04
6985	5.25	18.19
6986	6.99	22.96
6987	10.78	23.14
6988	10.91	25.82
6989	7.71	26.78
6990	10.42	24.63
6991	17.40	29.69
6992	26.19	30.40
6993	26.04	29.64
6994	18.65	22.49
6995	9.41	18.06
6996	12.98	13.04
6997	14.53	8.00
6998	14.99	8.62
6999	15.53	9.21
7000	16.44	10.40
7001	15.80	5.53
7002	12.75	6.85
7003	11.78	5.77
7004	15.58	10.85
7005	21.85	18.54
7006	14.48	21.09
7007	14.20	23.24
7008	19.76	18.13
7009	19.04	8.98
7010	16.89	4.66
7011	16.45	4.23
7012	16.62	8.16
7013	20.87	9.89
7014	19.76	10.45
7015	18.66	10.23
7016	17.31	11.05

Attachment 3-A

	Barton (2014-2016 Average)	Buffalo Ridge (2014-2016 Average)
Hour	<i>MW</i>	<i>MW</i>
7017	18.25	11.42
7018	11.80	4.71
7019	11.94	1.11
7020	10.28	0.26
7021	12.35	0.81
7022	13.01	1.84
7023	13.93	3.10
7024	14.96	2.50
7025	15.53	0.85
7026	16.17	0.96
7027	12.10	2.18
7028	11.23	3.47
7029	10.94	5.40
7030	11.54	3.66
7031	8.84	2.00
7032	5.74	2.96
7033	9.19	8.24
7034	9.24	10.56
7035	6.67	14.88
7036	3.49	18.96
7037	2.60	18.71
7038	1.48	14.93
7039	2.36	27.67
7040	3.14	35.06
7041	6.45	37.63
7042	10.53	34.98
7043	8.20	30.76
7044	9.27	32.43
7045	8.86	35.62
7046	9.83	31.54
7047	4.87	31.42
7048	3.17	30.98
7049	5.36	26.32
7050	14.48	22.16
7051	12.23	19.39
7052	11.34	24.87
7053	17.75	19.92
7054	13.80	22.07
7055	15.29	19.03
7056	14.78	20.05
7057	23.60	19.98
7058	23.97	21.39
7059	16.00	17.65
7060	14.96	16.53
7061	8.14	15.56
7062	6.17	13.09
7063	4.49	5.39
7064	2.52	1.12
7065	1.66	14.24
7066	11.65	14.18
7067	2.75	9.95
7068	9.06	13.41
7069	13.44	14.67
7070	14.77	13.37
7071	14.16	8.64
7072	13.93	12.94
7073	14.13	16.40
7074	12.55	13.07

Attachment 3-A

	Barton (2014-2016 Average)	Buffalo Ridge (2014- 2016 Average)
Hour	<i>MW</i>	<i>MW</i>
7075	12.53	12.78
7076	15.20	13.33
7077	15.55	18.86
7078	17.58	24.58
7079	9.66	29.35
7080	9.94	31.31
7081	7.59	22.63
7082	8.10	15.58
7083	11.33	21.82
7084	14.53	15.45
7085	22.14	15.69
7086	9.16	12.43
7087	10.85	5.98
7088	14.66	15.45
7089	23.09	24.03
7090	24.38	20.68
7091	23.54	25.39
7092	16.41	23.69
7093	24.33	20.59
7094	22.22	16.18
7095	23.29	23.38
7096	23.23	19.75
7097	22.58	14.74
7098	21.28	16.96
7099	21.43	6.91
7100	21.22	19.96
7101	16.94	31.34
7102	14.15	35.48
7103	14.95	30.44
7104	14.87	17.62
7105	13.57	15.33
7106	11.01	16.74
7107	14.64	10.73
7108	12.41	16.17
7109	14.27	13.77
7110	23.31	19.36
7111	17.75	21.14
7112	21.31	15.41
7113	24.69	15.75
7114	24.29	11.98
7115	20.18	7.11
7116	18.99	7.19
7117	17.46	12.11
7118	15.54	15.02
7119	15.49	15.68
7120	14.28	13.38
7121	9.74	9.98
7122	11.04	8.97
7123	10.01	8.49
7124	8.80	13.20
7125	13.83	15.24
7126	16.58	16.67
7127	12.35	16.31
7128	14.19	17.13
7129	16.58	18.17
7130	17.66	10.06
7131	17.68	18.55
7132	15.58	17.35

Attachment 3-A

	Barton (2014-2016 Average)	Buffalo Ridge (2014- 2016 Average)
Hour	<i>MW</i>	<i>MW</i>
7133	14.43	14.48
7134	14.88	16.64
7135	13.42	13.38
7136	14.18	18.07
7137	12.43	22.67
7138	10.78	24.72
7139	9.66	22.65
7140	17.48	20.59
7141	20.43	17.38
7142	17.96	20.47
7143	17.42	22.14
7144	18.85	19.39
7145	20.23	18.61
7146	19.81	16.63
7147	21.11	11.55
7148	23.98	19.07
7149	27.37	23.14
7150	28.32	26.61
7151	28.40	17.89
7152	34.37	16.49
7153	22.44	20.19
7154	22.91	23.67
7155	21.73	29.77
7156	21.00	30.28
7157	21.57	25.91
7158	17.78	24.67
7159	18.04	6.99
7160	18.10	2.73
7161	18.21	2.66
7162	16.49	0.98
7163	8.02	0.00
7164	12.58	0.78
7165	17.39	4.60
7166	17.58	3.93
7167	15.69	0.89
7168	14.88	13.00
7169	15.94	7.81
7170	17.35	9.68
7171	19.96	7.10
7172	25.37	8.67
7173	18.74	10.63
7174	20.13	14.94
7175	23.27	11.01
7176	20.97	5.52
7177	15.22	10.62
7178	10.55	11.72
7179	6.64	15.42
7180	4.02	17.34
7181	2.34	22.03
7182	1.48	22.98
7183	0.52	27.30
7184	5.27	28.16
7185	4.98	23.24
7186	6.62	14.97
7187	7.54	10.24
7188	5.41	9.15
7189	3.66	13.62
7190	7.07	11.13

Attachment 3-A

	Barton (2014-2016 Average)	Buffalo Ridge (2014-2016 Average)
Hour	<i>MW</i>	<i>MW</i>
7191	9.87	13.94
7192	10.39	18.11
7193	11.15	14.86
7194	10.35	12.87
7195	13.41	12.88
7196	17.69	15.84
7197	19.31	11.51
7198	25.39	18.30
7199	23.30	20.35
7200	19.97	26.35
7201	15.69	27.39
7202	16.73	27.47
7203	20.52	32.76
7204	21.75	39.66
7205	14.06	35.62
7206	18.82	38.67
7207	22.80	33.00
7208	22.54	30.88
7209	20.17	40.53
7210	20.26	44.00
7211	25.07	43.96
7212	27.34	31.00
7213	29.31	19.82
7214	30.82	22.36
7215	29.10	27.68
7216	31.20	30.10
7217	25.39	28.33
7218	25.60	28.46
7219	18.66	26.67
7220	20.78	25.99
7221	16.23	26.16
7222	12.59	30.82
7223	18.07	33.89
7224	19.36	19.13
7225	15.84	15.42
7226	15.07	9.11
7227	16.44	10.04
7228	18.90	10.19
7229	16.80	18.45
7230	16.03	15.85
7231	16.50	23.86
7232	16.16	24.58
7233	16.13	21.43
7234	16.22	24.52
7235	6.52	16.83
7236	10.30	19.66
7237	4.85	20.16
7238	7.87	19.40
7239	6.24	15.55
7240	8.52	10.57
7241	14.71	3.40
7242	14.14	6.00
7243	7.29	8.72
7244	4.77	13.49
7245	5.61	10.33
7246	4.58	13.38
7247	7.07	11.74
7248	8.67	9.51

Attachment 3-A

	Barton (2014-2016 Average)	Buffalo Ridge (2014-2016 Average)
Hour	<i>MW</i>	<i>MW</i>
7249	8.68	9.69
7250	8.07	8.63
7251	8.79	6.04
7252	10.80	7.17
7253	10.85	9.84
7254	9.69	9.56
7255	6.04	12.64
7256	5.10	15.11
7257	3.81	15.17
7258	1.88	16.71
7259	3.04	17.21
7260	4.61	21.42
7261	4.30	23.98
7262	5.78	29.49
7263	7.59	21.53
7264	10.24	24.37
7265	10.54	32.37
7266	7.27	30.01
7267	6.97	31.78
7268	7.16	18.86
7269	18.64	18.19
7270	18.73	18.07
7271	19.26	31.43
7272	18.45	33.79
7273	19.94	33.49
7274	10.88	30.24
7275	18.67	26.91
7276	20.45	27.67
7277	22.58	27.57
7278	27.63	29.86
7279	26.65	33.86
7280	22.30	33.11
7281	23.32	31.40
7282	28.06	24.52
7283	28.24	29.93
7284	25.19	30.17
7285	24.55	27.13
7286	26.24	25.35
7287	26.09	25.71
7288	25.13	26.15
7289	26.94	25.54
7290	19.06	18.04
7291	16.60	20.46
7292	15.22	17.65
7293	14.47	10.80
7294	10.42	9.68
7295	8.65	9.09
7296	11.16	13.23
7297	5.88	13.85
7298	4.77	17.36
7299	3.60	18.17
7300	10.27	23.17
7301	11.84	20.77
7302	16.37	23.90
7303	15.38	21.71
7304	13.34	22.50
7305	11.93	20.72
7306	5.30	16.13

Attachment 3-A

	Barton (2014-2016 Average)	Buffalo Ridge (2014- 2016 Average)
Hour	<i>MW</i>	<i>MW</i>
7307	6.00	13.45
7308	6.31	2.12
7309	6.41	14.06
7310	7.79	24.44
7311	7.68	21.24
7312	12.58	23.48
7313	14.27	19.51
7314	11.03	19.27
7315	15.59	13.67
7316	19.86	22.28
7317	27.91	5.39
7318	22.89	5.54
7319	18.75	9.37
7320	20.93	10.63
7321	21.47	7.65
7322	20.51	0.00
7323	23.98	0.00
7324	20.48	0.00
7325	19.37	1.28
7326	19.70	3.97
7327	14.83	4.15
7328	17.08	7.07
7329	7.93	10.35
7330	3.95	7.38
7331	2.46	3.23
7332	1.33	0.42
7333	2.24	0.00
7334	9.88	0.00
7335	15.48	0.00
7336	14.96	0.96
7337	14.79	0.37
7338	13.96	3.66
7339	13.86	13.75
7340	13.31	18.00
7341	13.81	8.27
7342	14.72	4.57
7343	13.38	5.80
7344	2.28	7.53
7345	2.59	7.37
7346	3.44	8.32
7347	4.21	7.24
7348	5.43	8.05
7349	4.69	9.36
7350	8.15	11.23
7351	19.24	9.37
7352	18.85	12.10
7353	19.26	13.94
7354	15.83	12.84
7355	13.41	9.43
7356	11.27	12.86
7357	14.25	14.18
7358	10.61	12.14
7359	13.11	7.00
7360	17.11	10.18
7361	14.14	8.08
7362	18.49	15.58
7363	19.86	17.68
7364	19.49	21.28

Attachment 3-A

	Barton (2014-2016 Average)	Buffalo Ridge (2014-2016 Average)
Hour	<i>MW</i>	<i>MW</i>
7365	17.49	20.51
7366	17.01	22.74
7367	20.59	17.13
7368	19.68	7.01
7369	26.25	18.74
7370	21.20	14.54
7371	10.98	12.37
7372	3.83	13.86
7373	11.37	16.77
7374	13.54	10.38
7375	16.20	7.51
7376	23.44	22.02
7377	25.48	26.99
7378	17.08	24.86
7379	12.90	25.81
7380	16.48	16.29
7381	19.57	21.18
7382	18.95	16.14
7383	23.00	16.67
7384	18.71	29.07
7385	26.38	24.21
7386	25.44	21.43
7387	23.57	18.02
7388	23.31	12.03
7389	19.74	5.47
7390	17.63	3.67
7391	13.38	2.00
7392	8.76	2.85
7393	7.04	3.96
7394	9.27	8.47
7395	12.26	11.68
7396	9.37	13.95
7397	7.08	13.85
7398	1.30	9.67
7399	8.19	6.54
7400	12.57	9.57
7401	17.40	10.67
7402	15.19	5.24
7403	11.63	3.41
7404	18.84	9.88
7405	19.44	11.03
7406	15.49	16.53
7407	14.90	21.10
7408	13.01	24.21
7409	9.16	24.69
7410	13.30	27.50
7411	15.83	22.25
7412	14.97	23.56
7413	14.03	20.88
7414	23.78	26.59
7415	32.10	28.76
7416	22.72	32.56
7417	10.14	19.62
7418	9.99	24.78
7419	6.60	16.07
7420	3.68	8.68
7421	7.88	17.11
7422	17.03	20.50

Attachment 3-A

	Barton (2014-2016 Average)	Buffalo Ridge (2014- 2016 Average)
Hour	<i>MW</i>	<i>MW</i>
7423	19.11	20.58
7424	24.50	23.74
7425	23.07	22.89
7426	24.80	23.18
7427	23.05	24.24
7428	21.20	28.32
7429	20.27	28.23
7430	22.02	28.79
7431	25.82	26.71
7432	21.54	23.79
7433	19.65	21.24
7434	18.52	21.16
7435	17.73	19.92
7436	19.07	21.88
7437	22.29	21.55
7438	17.23	21.79
7439	8.59	24.06
7440	8.48	16.33
7441	11.28	29.42
7442	17.40	32.36
7443	15.49	32.81
7444	16.54	33.35
7445	18.86	26.92
7446	17.13	20.15
7447	14.67	15.80
7448	21.09	17.34
7449	22.52	25.01
7450	13.54	32.53
7451	9.99	25.42
7452	17.63	12.18
7453	19.41	10.74
7454	22.69	10.84
7455	23.42	12.53
7456	17.29	11.99
7457	16.50	11.03
7458	14.80	16.45
7459	10.96	30.30
7460	11.00	34.45
7461	8.63	33.74
7462	9.65	39.23
7463	11.66	19.98
7464	6.84	14.90
7465	16.10	14.57
7466	12.15	13.15
7467	9.09	12.59
7468	9.82	13.15
7469	9.82	10.30
7470	11.44	9.25
7471	19.90	7.38
7472	24.52	5.48
7473	24.55	9.05
7474	26.24	12.90
7475	25.59	16.76
7476	25.58	12.60
7477	13.81	14.22
7478	14.38	16.70
7479	24.08	14.55
7480	21.60	11.37

Attachment 3-A

	Barton (2014-2016 Average)	Buffalo Ridge (2014-2016 Average)
Hour	<i>MW</i>	<i>MW</i>
7481	20.82	11.54
7482	17.86	10.92
7483	21.78	16.86
7484	25.42	20.35
7485	17.74	24.92
7486	10.54	23.92
7487	10.14	12.68
7488	9.92	3.77
7489	14.70	21.45
7490	10.24	25.43
7491	7.44	27.63
7492	14.83	21.36
7493	19.41	23.42
7494	14.17	27.57
7495	10.50	33.84
7496	14.38	32.19
7497	12.60	34.95
7498	9.45	32.29
7499	5.33	26.77
7500	7.71	20.77
7501	8.44	15.63
7502	7.74	17.05
7503	8.57	22.12
7504	9.90	24.62
7505	8.61	24.42
7506	6.40	25.92
7507	9.40	32.55
7508	19.64	26.26
7509	18.50	31.39
7510	14.33	34.39
7511	12.04	25.66
7512	3.42	18.73
7513	9.78	24.29
7514	7.50	35.45
7515	5.09	39.93
7516	5.83	22.62
7517	10.26	13.86
7518	8.63	25.14
7519	11.93	18.41
7520	20.69	30.96
7521	24.82	33.89
7522	18.21	35.03
7523	16.08	32.53
7524	16.65	30.06
7525	13.64	38.50
7526	13.54	42.09
7527	15.94	40.81
7528	16.08	42.81
7529	17.92	42.41
7530	25.42	40.83
7531	31.12	38.61
7532	27.24	41.63
7533	25.67	42.88
7534	31.20	43.35
7535	36.73	42.53
7536	30.42	41.34
7537	24.95	36.52
7538	29.80	32.40

Attachment 3-A

	Barton (2014-2016 Average)	Buffalo Ridge (2014- 2016 Average)
Hour	<i>MW</i>	<i>MW</i>
7539	28.85	28.84
7540	28.51	29.91
7541	26.98	31.39
7542	24.44	31.95
7543	27.63	35.03
7544	28.85	24.52
7545	28.82	18.06
7546	23.06	15.22
7547	21.46	15.29
7548	19.18	24.29
7549	16.41	24.55
7550	19.38	24.50
7551	21.93	27.27
7552	21.26	24.77
7553	23.60	26.28
7554	24.25	25.64
7555	18.16	23.94
7556	16.84	22.73
7557	12.33	24.11
7558	9.80	26.54
7559	9.75	31.84
7560	10.02	36.88
7561	15.61	38.72
7562	14.51	37.19
7563	27.04	29.31
7564	20.19	27.09
7565	22.39	22.80
7566	20.77	21.97
7567	9.31	11.55
7568	20.39	32.96
7569	24.83	34.72
7570	30.95	37.35
7571	27.03	38.36
7572	29.27	38.58
7573	27.33	35.50
7574	31.67	32.72
7575	29.91	40.54
7576	29.18	40.34
7577	25.53	38.67
7578	27.23	37.78
7579	27.72	38.62
7580	26.84	41.99
7581	27.71	39.73
7582	31.83	37.42
7583	30.59	37.39
7584	31.72	28.87
7585	32.00	32.45
7586	28.05	29.89
7587	32.21	31.10
7588	31.63	35.37
7589	24.73	16.95
7590	23.20	15.61
7591	23.73	11.59
7592	27.09	12.48
7593	28.42	9.35
7594	25.75	20.41
7595	25.95	13.51
7596	31.06	4.32

Attachment 3-A

	Barton (2014-2016 Average)	Buffalo Ridge (2014-2016 Average)
Hour	<i>MW</i>	<i>MW</i>
7597	31.95	4.33
7598	31.05	4.04
7599	31.07	1.22
7600	28.35	1.01
7601	24.85	1.46
7602	18.42	4.33
7603	17.31	11.05
7604	20.84	13.97
7605	16.96	16.01
7606	18.88	28.27
7607	15.06	31.60
7608	15.14	28.72
7609	15.58	23.00
7610	11.32	20.05
7611	10.82	16.54
7612	11.32	17.44
7613	9.30	16.73
7614	11.29	17.49
7615	10.72	19.60
7616	13.32	19.13
7617	18.80	19.46
7618	12.49	10.93
7619	5.76	5.70
7620	5.78	3.47
7621	8.72	5.07
7622	9.05	4.95
7623	10.59	4.72
7624	14.28	6.59
7625	11.43	7.15
7626	8.98	10.43
7627	6.28	13.48
7628	2.79	11.04
7629	2.84	10.43
7630	1.89	12.24
7631	1.32	18.87
7632	2.83	22.65
7633	2.40	26.80
7634	1.19	29.54
7635	0.38	31.16
7636	0.00	32.61
7637	0.00	25.23
7638	0.45	24.71
7639	0.72	24.04
7640	1.40	22.40
7641	3.03	23.15
7642	5.49	18.20
7643	6.58	15.98
7644	9.68	17.19
7645	9.98	12.81
7646	11.41	19.24
7647	16.60	24.22
7648	10.41	20.83
7649	9.70	19.52
7650	6.88	18.11
7651	8.68	19.22
7652	11.71	17.85
7653	13.15	20.03
7654	13.00	17.83

Attachment 3-A

	Barton (2014-2016 Average)	Buffalo Ridge (2014-2016 Average)
Hour	<i>MW</i>	<i>MW</i>
7655	15.94	17.69
7656	12.75	15.96
7657	10.54	6.54
7658	9.09	4.95
7659	4.83	5.76
7660	3.34	11.58
7661	3.12	7.26
7662	3.45	16.05
7663	5.22	15.03
7664	12.61	37.81
7665	8.14	43.49
7666	8.60	29.78
7667	6.76	32.25
7668	21.60	37.13
7669	28.27	31.64
7670	29.02	40.87
7671	30.82	39.97
7672	31.43	37.84
7673	35.67	32.50
7674	38.47	24.46
7675	36.47	21.84
7676	31.45	21.99
7677	26.46	22.66
7678	31.02	22.97
7679	34.40	26.03
7680	30.88	25.26
7681	33.85	35.13
7682	36.08	36.28
7683	31.47	26.58
7684	36.74	29.43
7685	24.62	19.12
7686	19.45	9.16
7687	26.96	18.91
7688	32.11	35.73
7689	32.14	32.47
7690	31.45	29.03
7691	28.35	29.52
7692	26.53	29.59
7693	28.87	30.47
7694	29.27	33.42
7695	22.13	34.35
7696	18.05	36.03
7697	19.43	38.14
7698	21.77	37.94
7699	22.70	36.34
7700	16.77	35.01
7701	11.41	32.90
7702	11.34	31.56
7703	16.75	37.72
7704	13.53	32.38
7705	13.01	28.85
7706	14.36	30.55
7707	21.25	30.93
7708	26.23	32.55
7709	25.73	34.40
7710	22.22	23.61
7711	23.19	25.89
7712	26.57	25.64

Attachment 3-A

	Barton (2014-2016 Average)	Buffalo Ridge (2014-2016 Average)
Hour	<i>MW</i>	<i>MW</i>
7713	32.54	11.14
7714	33.65	5.40
7715	34.95	5.90
7716	29.89	15.55
7717	27.25	20.63
7718	28.82	21.93
7719	31.95	21.83
7720	32.46	25.04
7721	30.17	25.64
7722	30.27	40.73
7723	33.37	44.02
7724	33.66	43.23
7725	32.97	40.07
7726	30.26	36.14
7727	27.87	27.47
7728	36.03	24.53
7729	27.37	16.49
7730	34.60	16.32
7731	34.09	12.52
7732	32.99	22.52
7733	33.26	24.08
7734	29.84	23.52
7735	24.56	23.79
7736	40.55	23.33
7737	23.60	24.16
7738	24.32	29.34
7739	21.45	27.32
7740	35.45	30.78
7741	44.49	29.18
7742	41.45	29.63
7743	41.13	15.65
7744	31.02	18.94
7745	29.71	29.55
7746	35.17	27.77
7747	32.17	27.04
7748	27.66	24.70
7749	23.05	27.85
7750	17.38	29.19
7751	20.43	25.93
7752	21.36	25.07
7753	21.97	23.41
7754	26.04	18.58
7755	24.54	18.91
7756	22.80	17.28
7757	15.32	13.09
7758	16.47	13.03
7759	14.89	12.17
7760	11.32	10.81
7761	11.35	13.35
7762	8.54	11.41
7763	4.76	10.85
7764	2.21	9.89
7765	1.93	10.63
7766	3.40	7.17
7767	6.93	7.02
7768	7.80	7.26
7769	7.11	7.63
7770	4.30	6.49

Attachment 3-A

	Barton (2014-2016 Average)	Buffalo Ridge (2014-2016 Average)
Hour	<i>MW</i>	<i>MW</i>
7771	4.82	7.03
7772	8.02	7.76
7773	7.34	14.30
7774	4.54	14.23
7775	5.71	12.78
7776	6.77	17.60
7777	8.61	27.85
7778	7.36	30.59
7779	9.65	31.73
7780	16.45	20.87
7781	18.13	29.08
7782	19.87	24.97
7783	22.94	26.09
7784	17.49	24.19
7785	16.37	19.53
7786	16.52	11.82
7787	11.98	17.10
7788	11.11	24.88
7789	8.32	26.47
7790	10.39	28.07
7791	8.78	30.22
7792	9.96	26.90
7793	12.04	23.83
7794	9.76	33.76
7795	9.32	33.25
7796	9.83	34.44
7797	16.90	35.51
7798	25.60	34.61
7799	28.86	32.30
7800	30.64	30.03
7801	27.22	21.48
7802	32.57	26.22
7803	27.20	24.37
7804	25.22	21.71
7805	25.60	15.47
7806	23.74	19.78
7807	21.80	19.64
7808	17.79	19.03
7809	18.67	18.30
7810	19.88	20.75
7811	20.79	21.51
7812	19.45	22.99
7813	17.77	16.38
7814	19.45	19.46
7815	21.36	21.46
7816	21.62	23.84
7817	21.96	24.62
7818	20.87	24.90
7819	22.08	18.61
7820	27.30	19.08
7821	27.50	24.52
7822	25.75	25.01
7823	30.76	25.16
7824	26.35	23.65
7825	18.32	20.30
7826	26.60	22.64
7827	28.03	21.01
7828	22.03	12.32

Attachment 3-A

	Barton (2014-2016 Average)	Buffalo Ridge (2014- 2016 Average)
Hour	<i>MW</i>	<i>MW</i>
7829	18.75	14.19
7830	20.77	11.34
7831	24.51	18.40
7832	25.78	17.28
7833	24.22	14.37
7834	16.87	17.89
7835	13.12	10.86
7836	13.53	11.12
7837	12.68	9.08
7838	13.54	11.36
7839	13.80	14.01
7840	10.37	12.97
7841	17.08	12.13
7842	17.20	3.72
7843	20.68	13.26
7844	13.42	13.54
7845	15.23	13.84
7846	25.77	12.73
7847	20.74	14.61
7848	16.66	11.18
7849	13.87	4.32
7850	17.09	5.24
7851	17.33	3.77
7852	10.25	4.89
7853	11.50	14.69
7854	16.94	26.51
7855	19.94	28.23
7856	20.75	29.20
7857	22.08	27.87
7858	20.71	28.21
7859	25.60	26.08
7860	26.53	26.05
7861	25.07	24.15
7862	24.78	21.81
7863	23.54	21.70
7864	25.63	19.46
7865	26.36	18.16
7866	24.86	18.10
7867	17.55	21.97
7868	19.84	25.30
7869	14.80	27.74
7870	14.57	29.70
7871	14.92	26.35
7872	14.13	26.28
7873	11.57	23.67
7874	10.36	15.85
7875	10.23	17.59
7876	8.26	19.51
7877	12.67	20.79
7878	7.75	16.55
7879	19.97	20.46
7880	21.09	22.93
7881	15.22	25.22
7882	15.28	21.67
7883	16.87	11.45
7884	16.31	8.83
7885	13.14	7.72
7886	7.63	7.47

Attachment 3-A

	Barton (2014-2016 Average)	Buffalo Ridge (2014- 2016 Average)
Hour	<i>MW</i>	<i>MW</i>
7887	6.12	8.94
7888	4.90	8.72
7889	5.72	15.05
7890	8.21	15.92
7891	9.91	16.46
7892	11.75	20.33
7893	12.46	23.69
7894	13.79	30.20
7895	13.78	36.51
7896	13.51	39.50
7897	15.50	32.69
7898	15.71	30.12
7899	14.11	26.39
7900	15.00	27.23
7901	18.62	31.49
7902	18.14	37.41
7903	18.92	35.11
7904	19.35	36.55
7905	22.69	36.84
7906	19.55	36.85
7907	17.18	32.43
7908	16.05	28.17
7909	16.91	26.14
7910	21.32	23.00
7911	23.81	19.60
7912	18.97	19.58
7913	15.91	18.78
7914	15.91	20.55
7915	16.24	23.96
7916	16.89	23.17
7917	18.68	21.42
7918	21.59	18.70
7919	25.09	18.17
7920	20.84	17.53
7921	12.30	20.45
7922	23.12	20.58
7923	26.04	18.02
7924	25.28	16.35
7925	23.91	14.97
7926	19.04	12.46
7927	23.87	14.36
7928	20.79	17.29
7929	21.29	9.64
7930	20.63	8.30
7931	19.23	11.03
7932	13.30	11.07
7933	12.05	6.50
7934	12.25	5.27
7935	14.28	5.13
7936	13.99	7.95
7937	16.06	10.54
7938	17.43	15.55
7939	17.51	17.76
7940	17.53	17.65
7941	15.66	21.23
7942	14.87	24.85
7943	14.36	28.90
7944	17.63	24.31

Attachment 3-A

	Barton (2014-2016 Average)	Buffalo Ridge (2014-2016 Average)
Hour	<i>MW</i>	<i>MW</i>
7945	17.10	27.46
7946	19.80	23.74
7947	16.03	25.54
7948	17.98	25.52
7949	20.28	21.64
7950	27.58	7.09
7951	26.23	20.49
7952	24.69	21.75
7953	18.04	18.37
7954	22.34	16.84
7955	14.01	17.68
7956	13.54	16.24
7957	16.16	15.75
7958	14.70	16.60
7959	16.66	18.52
7960	13.53	17.76
7961	6.16	15.78
7962	9.10	13.41
7963	12.80	19.74
7964	10.53	25.25
7965	9.74	22.94
7966	16.13	22.65
7967	19.61	18.35
7968	19.76	16.91
7969	20.55	18.39
7970	21.88	17.58
7971	19.53	16.55
7972	20.07	16.87
7973	19.46	12.15
7974	18.06	12.17
7975	18.31	10.24
7976	19.16	18.80
7977	15.93	25.50
7978	13.56	24.54
7979	12.92	21.49
7980	13.77	16.68
7981	15.20	11.40
7982	15.23	7.78
7983	16.04	5.81
7984	12.57	6.50
7985	11.97	5.97
7986	15.15	13.90
7987	9.52	18.76
7988	10.70	21.09
7989	11.63	24.76
7990	12.86	23.54
7991	15.13	25.48
7992	16.12	24.62
7993	11.64	17.71
7994	5.55	10.17
7995	5.20	8.58
7996	5.36	7.78
7997	5.29	6.89
7998	8.67	7.22
7999	14.47	17.15
8000	15.82	21.86
8001	11.55	20.57
8002	14.25	20.32

Attachment 3-A

	Barton (2014-2016 Average)	Buffalo Ridge (2014- 2016 Average)
Hour	<i>MW</i>	<i>MW</i>
8003	6.22	16.97
8004	13.78	16.37
8005	23.15	15.65
8006	22.27	16.77
8007	14.29	21.29
8008	11.76	22.88
8009	18.88	21.71
8010	16.93	23.12
8011	18.35	21.02
8012	17.94	19.71
8013	17.18	16.66
8014	27.69	19.49
8015	25.49	21.17
8016	24.08	22.15
8017	19.52	21.50
8018	21.19	19.24
8019	23.47	15.85
8020	18.41	11.65
8021	16.64	16.12
8022	22.04	12.29
8023	22.75	7.90
8024	18.68	6.66
8025	16.97	3.98
8026	16.41	3.58
8027	17.38	1.98
8028	14.35	2.27
8029	11.15	1.72
8030	10.53	0.94
8031	8.55	1.30
8032	6.33	4.12
8033	5.12	10.26
8034	4.65	14.90
8035	4.73	5.07
8036	2.89	6.44
8037	1.96	6.49
8038	8.50	7.88
8039	9.77	8.75
8040	9.72	8.04
8041	7.62	8.88
8042	11.76	8.72
8043	15.18	9.70
8044	17.52	9.68
8045	16.69	12.29
8046	19.18	12.71
8047	16.74	16.10
8048	10.71	25.91
8049	9.71	28.58
8050	10.48	28.63
8051	13.43	22.21
8052	11.34	12.68
8053	12.08	11.46
8054	7.68	9.76
8055	6.67	6.84
8056	8.77	3.23
8057	8.87	3.34
8058	7.84	5.14
8059	9.87	7.20
8060	9.20	12.63

Attachment 3-A

	Barton (2014-2016 Average)	Buffalo Ridge (2014-2016 Average)
Hour	<i>MW</i>	<i>MW</i>
8061	8.14	15.21
8062	6.82	13.98
8063	7.56	10.21
8064	8.57	10.61
8065	8.87	11.32
8066	9.40	12.78
8067	4.69	13.91
8068	5.76	24.00
8069	10.22	24.12
8070	9.26	11.11
8071	1.88	19.08
8072	7.68	20.00
8073	3.12	24.62
8074	3.26	22.85
8075	10.25	20.81
8076	9.46	17.53
8077	10.10	17.79
8078	9.27	20.48
8079	9.98	22.49
8080	10.48	21.61
8081	10.83	19.24
8082	10.01	20.01
8083	9.79	21.66
8084	6.09	21.71
8085	4.98	24.91
8086	5.53	23.10
8087	7.01	27.67
8088	9.89	32.00
8089	12.06	28.46
8090	11.39	28.76
8091	8.96	26.56
8092	9.31	16.86
8093	8.22	12.96
8094	9.62	11.73
8095	14.51	24.09
8096	12.14	33.82
8097	12.55	41.69
8098	10.77	39.04
8099	10.63	34.35
8100	10.65	31.06
8101	8.13	35.26
8102	15.24	36.78
8103	19.91	43.04
8104	16.77	44.97
8105	12.75	30.25
8106	15.21	38.80
8107	12.61	41.50
8108	11.68	39.43
8109	16.00	24.96
8110	19.83	21.54
8111	18.21	22.38
8112	22.67	25.21
8113	27.36	19.57
8114	19.24	11.58
8115	11.88	17.53
8116	6.62	15.77
8117	4.91	12.85
8118	6.67	10.98

Attachment 3-A

	Barton (2014-2016 Average)	Buffalo Ridge (2014-2016 Average)
Hour	<i>MW</i>	<i>MW</i>
8119	14.68	22.36
8120	18.71	30.25
8121	12.07	25.92
8122	17.56	23.05
8123	15.54	24.26
8124	12.17	19.78
8125	21.30	22.08
8126	21.67	26.04
8127	18.38	27.27
8128	22.40	24.37
8129	26.80	22.47
8130	25.96	24.23
8131	27.08	26.40
8132	29.08	27.37
8133	25.73	30.53
8134	24.91	31.58
8135	21.44	25.90
8136	17.54	27.00
8137	16.85	27.09
8138	15.15	29.34
8139	8.96	20.00
8140	11.30	27.25
8141	9.34	30.90
8142	10.70	29.44
8143	9.62	24.55
8144	10.08	16.93
8145	11.67	19.81
8146	13.45	18.26
8147	11.92	19.93
8148	12.32	17.68
8149	13.89	14.90
8150	14.16	14.93
8151	13.80	14.45
8152	14.25	15.51
8153	13.43	18.87
8154	12.80	20.79
8155	11.95	25.83
8156	13.47	33.95
8157	17.72	38.55
8158	19.95	43.50
8159	21.68	36.64
8160	23.18	30.86
8161	26.33	30.53
8162	25.30	30.31
8163	26.68	28.94
8164	23.67	33.60
8165	23.47	39.29
8166	24.65	43.22
8167	24.84	42.79
8168	22.33	46.31
8169	20.45	44.44
8170	28.12	40.58
8171	23.27	41.02
8172	21.30	35.49
8173	27.28	31.74
8174	35.26	32.34
8175	39.70	34.86
8176	31.07	33.91

Attachment 3-A

	Barton (2014-2016 Average)	Buffalo Ridge (2014- 2016 Average)
Hour	<i>MW</i>	<i>MW</i>
8177	40.03	37.72
8178	33.31	35.55
8179	27.51	32.78
8180	29.33	34.07
8181	26.82	33.89
8182	28.37	37.92
8183	25.55	39.84
8184	24.16	34.81
8185	24.13	31.78
8186	24.02	36.71
8187	23.56	33.78
8188	20.83	28.99
8189	18.81	32.32
8190	17.61	28.89
8191	17.63	34.31
8192	19.91	37.77
8193	16.65	33.32
8194	26.77	29.23
8195	32.69	30.65
8196	22.40	29.83
8197	32.74	26.20
8198	31.28	30.02
8199	31.29	33.23
8200	26.11	24.28
8201	24.80	27.65
8202	25.81	24.57
8203	23.39	17.96
8204	22.97	28.67
8205	20.90	24.44
8206	21.46	18.72
8207	21.37	19.92
8208	21.88	21.13
8209	19.34	15.91
8210	18.60	8.50
8211	20.41	7.14
8212	16.36	3.58
8213	16.58	3.62
8214	15.32	4.41
8215	12.81	3.45
8216	10.23	2.99
8217	8.26	5.20
8218	5.92	9.52
8219	2.04	11.88
8220	0.87	13.44
8221	0.26	14.57
8222	1.07	14.35
8223	1.83	13.54
8224	2.02	11.73
8225	2.26	12.56
8226	4.05	15.01
8227	10.66	18.48
8228	1.97	12.08
8229	3.61	15.68
8230	12.67	20.26
8231	12.26	21.13
8232	8.41	9.24
8233	9.91	11.75
8234	7.65	13.73

Attachment 3-A

	Barton (2014-2016 Average)	Buffalo Ridge (2014- 2016 Average)
Hour	<i>MW</i>	<i>MW</i>
8235	2.24	6.84
8236	12.27	9.80
8237	10.61	11.20
8238	10.51	19.71
8239	5.89	9.10
8240	10.32	25.50
8241	10.80	27.49
8242	13.24	21.76
8243	15.08	19.57
8244	16.53	21.06
8245	17.59	21.31
8246	17.85	23.44
8247	14.48	25.60
8248	14.83	28.97
8249	14.66	29.08
8250	16.95	29.22
8251	21.15	29.51
8252	20.21	30.48
8253	20.45	32.93
8254	18.23	26.73
8255	13.53	25.77
8256	15.92	18.99
8257	19.35	15.77
8258	18.78	13.74
8259	16.86	13.27
8260	15.57	15.99
8261	10.50	14.46
8262	7.40	12.80
8263	3.46	14.68
8264	2.81	13.33
8265	2.31	13.75
8266	1.96	14.17
8267	1.37	15.18
8268	2.22	12.74
8269	2.64	13.29
8270	1.95	19.43
8271	2.31	22.88
8272	3.75	27.53
8273	2.65	30.93
8274	7.35	25.24
8275	15.47	22.84
8276	16.13	19.29
8277	19.35	17.77
8278	16.93	17.00
8279	15.59	18.41
8280	14.78	15.62
8281	13.35	14.63
8282	10.37	16.32
8283	8.81	16.93
8284	7.28	15.05
8285	5.02	13.19
8286	4.03	12.40
8287	3.09	15.70
8288	3.29	20.96
8289	3.65	24.29
8290	1.08	25.18
8291	0.33	18.69
8292	5.30	20.01

Attachment 3-A

	Barton (2014-2016 Average)	Buffalo Ridge (2014- 2016 Average)
Hour	<i>MW</i>	<i>MW</i>
8293	3.57	15.85
8294	4.54	14.83
8295	3.98	16.99
8296	3.18	17.95
8297	3.41	20.24
8298	2.53	25.27
8299	2.73	29.16
8300	6.90	30.66
8301	4.42	32.09
8302	8.20	31.84
8303	9.17	15.11
8304	9.41	21.50
8305	12.71	21.59
8306	13.22	15.61
8307	10.90	17.95
8308	12.49	22.11
8309	12.61	24.95
8310	18.06	25.10
8311	16.66	25.94
8312	15.79	22.50
8313	14.13	29.32
8314	12.46	28.69
8315	18.42	25.37
8316	11.35	25.25
8317	12.09	23.03
8318	15.15	22.82
8319	11.70	24.60
8320	9.55	31.12
8321	12.39	35.09
8322	17.46	36.54
8323	22.85	39.15
8324	24.84	41.35
8325	19.76	43.87
8326	23.45	42.90
8327	20.69	37.48
8328	21.45	38.32
8329	18.37	35.18
8330	28.56	36.54
8331	29.70	41.38
8332	28.33	44.50
8333	24.04	40.24
8334	30.81	42.00
8335	32.85	37.21
8336	31.90	33.96
8337	35.76	31.11
8338	32.15	28.16
8339	33.00	24.64
8340	23.58	25.64
8341	21.71	27.55
8342	22.69	25.37
8343	21.72	27.02
8344	19.88	24.79
8345	20.57	21.22
8346	26.71	19.94
8347	32.15	19.21
8348	29.38	15.46
8349	27.87	14.27
8350	26.43	13.48

Attachment 3-A

	Barton (2014-2016 Average)	Buffalo Ridge (2014- 2016 Average)
Hour	<i>MW</i>	<i>MW</i>
8351	25.18	10.35
8352	24.17	11.58
8353	20.41	13.21
8354	16.01	12.33
8355	16.55	8.95
8356	16.94	6.93
8357	16.45	10.93
8358	14.13	13.35
8359	13.58	11.85
8360	12.70	13.85
8361	10.94	15.24
8362	10.50	14.97
8363	8.90	13.21
8364	8.77	11.60
8365	9.40	5.04
8366	10.00	2.26
8367	11.21	1.19
8368	10.00	2.12
8369	12.87	1.88
8370	15.39	3.79
8371	16.54	3.64
8372	16.45	5.55
8373	17.49	4.50
8374	17.50	5.46
8375	16.29	9.41
8376	22.47	8.28
8377	30.57	6.87
8378	30.81	8.03
8379	29.90	7.69
8380	34.47	4.92
8381	35.24	3.72
8382	34.80	1.95
8383	35.75	0.09
8384	33.43	0.55
8385	33.29	0.00
8386	32.59	0.41
8387	32.83	0.77
8388	32.38	2.24
8389	30.58	2.28
8390	31.37	4.60
8391	31.93	5.86
8392	32.69	11.16
8393	32.36	9.81
8394	31.02	10.10
8395	30.68	11.60
8396	29.03	11.87
8397	28.18	13.41
8398	23.74	14.50
8399	24.10	15.50
8400	25.99	16.52
8401	24.25	16.45
8402	20.15	15.88
8403	20.64	15.47
8404	23.38	15.77
8405	24.26	14.72
8406	28.36	15.36
8407	20.76	15.67
8408	18.93	15.91

Attachment 3-A

	Barton (2014-2016 Average)	Buffalo Ridge (2014- 2016 Average)
Hour	<i>MW</i>	<i>MW</i>
8409	23.80	15.24
8410	20.48	13.47
8411	26.08	10.26
8412	25.11	12.10
8413	26.33	12.83
8414	26.22	12.19
8415	26.28	9.29
8416	28.50	10.04
8417	27.62	8.46
8418	25.31	9.36
8419	22.94	7.84
8420	24.04	9.06
8421	23.06	8.81
8422	21.20	8.85
8423	21.78	9.36
8424	22.35	4.07
8425	20.87	4.09
8426	21.40	3.29
8427	16.25	4.45
8428	15.28	5.26
8429	14.84	4.79
8430	9.44	5.96
8431	8.78	4.91
8432	7.42	5.80
8433	6.10	8.90
8434	3.50	10.01
8435	1.75	10.55
8436	2.39	12.73
8437	3.83	12.70
8438	5.44	13.86
8439	13.41	14.48
8440	16.44	14.58
8441	13.70	14.51
8442	9.83	14.23
8443	16.09	14.60
8444	18.56	14.44
8445	17.88	14.24
8446	16.81	14.52
8447	20.70	14.66
8448	20.83	14.50
8449	18.86	14.82
8450	18.97	14.89
8451	15.82	14.70
8452	16.60	15.05
8453	14.72	14.46
8454	12.39	14.82
8455	10.89	16.60
8456	10.87	18.46
8457	9.27	19.02
8458	12.73	21.42
8459	9.53	19.83
8460	9.52	19.17
8461	10.95	20.56
8462	12.80	21.30
8463	14.06	21.90
8464	15.32	22.50
8465	18.54	22.38
8466	23.90	21.88

Attachment 3-A

	Barton (2014-2016 Average)	Buffalo Ridge (2014- 2016 Average)
Hour	<i>MW</i>	<i>MW</i>
8467	27.65	21.42
8468	28.87	22.23
8469	29.11	22.35
8470	24.46	22.49
8471	22.12	21.55
8472	26.67	21.23
8473	29.94	20.36
8474	28.79	20.61
8475	24.90	21.74
8476	27.42	21.24
8477	27.89	21.72
8478	27.59	21.47
8479	26.78	15.08
8480	18.83	15.68
8481	24.01	19.85
8482	22.62	21.30
8483	18.30	20.74
8484	15.51	19.06
8485	13.45	20.42
8486	13.40	20.85
8487	15.89	18.85
8488	14.99	13.63
8489	13.76	10.57
8490	10.03	9.97
8491	7.69	10.73
8492	12.06	10.90
8493	13.48	11.25
8494	14.78	10.95
8495	15.12	15.98
8496	9.49	21.19
8497	7.04	21.47
8498	10.30	20.93
8499	9.64	19.96
8500	12.60	20.95
8501	18.09	21.80
8502	23.15	19.16
8503	26.27	17.43
8504	28.53	15.78
8505	30.25	19.19
8506	26.24	17.26
8507	27.76	18.14
8508	27.06	18.75
8509	23.12	21.98
8510	20.40	23.81
8511	24.22	21.87
8512	14.46	25.04
8513	4.03	28.35
8514	16.35	30.55
8515	26.93	30.01
8516	28.34	28.50
8517	27.15	29.60
8518	26.26	25.82
8519	26.16	27.59
8520	25.59	18.89
8521	25.25	23.68
8522	24.31	26.22
8523	24.61	25.41
8524	22.69	24.46

Attachment 3-A

	Barton (2014-2016 Average)	Buffalo Ridge (2014-2016 Average)
Hour	<i>MW</i>	<i>MW</i>
8525	20.08	26.90
8526	21.94	26.28
8527	21.18	20.20
8528	21.10	17.99
8529	20.03	15.98
8530	16.14	18.22
8531	13.43	17.23
8532	13.62	20.85
8533	14.13	25.31
8534	14.95	23.26
8535	14.79	20.36
8536	14.91	19.45
8537	18.67	17.29
8538	30.00	14.86
8539	35.23	17.64
8540	35.83	20.07
8541	32.00	21.06
8542	29.66	21.16
8543	29.18	19.45
8544	28.07	19.80
8545	26.91	20.56
8546	19.23	21.61
8547	16.37	23.42
8548	19.53	24.07
8549	18.17	25.23
8550	16.63	28.59
8551	15.20	29.82
8552	15.84	29.94
8553	13.32	30.18
8554	12.83	30.05
8555	16.06	28.17
8556	16.28	26.49
8557	20.05	27.17
8558	23.28	27.58
8559	27.88	24.53
8560	25.14	19.28
8561	24.40	20.43
8562	19.50	20.98
8563	18.59	22.59
8564	22.18	25.02
8565	22.78	26.87
8566	17.57	24.76
8567	23.79	22.59
8568	24.03	25.85
8569	24.59	21.50
8570	19.90	12.54
8571	12.19	9.43
8572	8.92	8.99
8573	15.29	10.49
8574	16.96	10.83
8575	15.38	8.87
8576	16.24	5.16
8577	10.54	2.94
8578	9.40	2.01
8579	7.92	0.39
8580	7.92	0.13
8581	8.16	0.01
8582	9.58	0.21

Attachment 3-A

	Barton (2014-2016 Average)	Buffalo Ridge (2014- 2016 Average)
Hour	<i>MW</i>	<i>MW</i>
8583	8.04	0.55
8584	3.95	0.28
8585	4.31	0.48
8586	4.21	0.86
8587	5.53	1.28
8588	4.95	3.82
8589	5.58	4.26
8590	9.08	5.64
8591	11.86	14.73
8592	14.58	18.43
8593	15.47	20.62
8594	13.91	19.69
8595	14.10	20.66
8596	8.64	15.65
8597	8.32	12.37
8598	13.93	13.96
8599	13.75	13.92
8600	13.45	14.89
8601	16.00	20.14
8602	16.80	16.26
8603	18.52	15.48
8604	17.12	17.72
8605	15.26	19.25
8606	14.89	17.72
8607	15.55	20.31
8608	13.40	24.04
8609	12.35	21.61
8610	14.65	18.96
8611	16.12	20.76
8612	16.19	20.20
8613	19.61	17.06
8614	21.99	15.17
8615	21.80	16.71
8616	21.20	23.46
8617	20.09	25.32
8618	17.77	26.86
8619	18.51	24.37
8620	16.03	19.21
8621	22.82	20.95
8622	17.48	23.24
8623	16.59	22.34
8624	23.59	23.11
8625	26.77	24.07
8626	25.55	27.24
8627	24.90	29.14
8628	22.33	28.91
8629	21.37	28.42
8630	21.79	29.82
8631	21.37	34.14
8632	21.90	34.50
8633	21.35	36.49
8634	19.64	37.42
8635	19.91	35.86
8636	19.76	35.55
8637	20.89	37.33
8638	21.31	37.91
8639	23.90	40.01
8640	25.45	35.96

Attachment 3-A

	Barton (2014-2016 Average)	Buffalo Ridge (2014- 2016 Average)
Hour	<i>MW</i>	<i>MW</i>
8641	26.12	28.25
8642	27.84	26.27
8643	26.06	25.28
8644	25.38	26.17
8645	25.73	30.39
8646	28.72	22.31
8647	34.98	21.81
8648	37.64	23.87
8649	32.79	25.11
8650	24.99	25.02
8651	22.94	21.17
8652	21.22	9.12
8653	14.55	7.79
8654	12.78	9.57
8655	12.05	8.54
8656	8.88	4.35
8657	8.83	5.58
8658	8.12	10.81
8659	7.34	11.95
8660	9.23	21.42
8661	7.87	25.15
8662	11.20	27.68
8663	15.10	28.96
8664	16.12	27.39
8665	19.12	24.18
8666	14.17	23.32
8667	13.74	22.43
8668	11.74	25.99
8669	9.66	24.08
8670	9.94	17.01
8671	9.98	16.25
8672	14.80	21.06
8673	18.89	29.07
8674	21.34	32.63
8675	22.54	30.85
8676	22.64	31.80
8677	23.37	29.11
8678	23.46	23.91
8679	24.68	24.58
8680	21.65	28.05
8681	23.11	31.61
8682	26.26	33.81
8683	27.82	36.53
8684	23.59	36.97
8685	30.09	34.57
8686	31.07	30.16
8687	30.87	26.28
8688	30.47	28.20
8689	27.97	31.33
8690	26.32	32.15
8691	23.07	32.16
8692	21.94	34.18
8693	22.61	33.90
8694	25.41	33.79
8695	20.85	34.60
8696	17.29	25.56
8697	18.66	29.67
8698	20.41	28.62

Attachment 3-A

	Barton (2014-2016 Average)	Buffalo Ridge (2014-2016 Average)
Hour	<i>MW</i>	<i>MW</i>
8699	19.16	24.40
8700	13.57	24.50
8701	17.69	21.70
8702	17.93	21.19
8703	12.86	19.38
8704	14.65	18.05
8705	14.84	18.50
8706	12.40	19.29
8707	11.17	23.84
8708	14.72	26.03
8709	20.71	23.91
8710	20.95	24.99
8711	19.63	21.98
8712	20.27	16.75
8713	21.83	12.63
8714	18.76	8.82
8715	18.01	8.25
8716	16.06	4.93
8717	15.70	4.84
8718	12.94	4.47
8719	8.03	9.73
8720	2.59	9.57
8721	3.72	10.49
8722	5.68	14.48
8723	3.79	17.98
8724	5.76	15.36
8725	9.35	15.36
8726	11.78	17.84
8727	13.89	15.36
8728	14.78	10.71
8729	16.85	13.25
8730	16.11	12.60
8731	14.20	12.39
8732	11.52	14.10
8733	11.22	19.93
8734	9.47	20.03
8735	9.05	25.19
8736	10.63	29.66
8737	13.76	31.91
8738	13.65	33.38
8739	12.00	32.60
8740	11.87	31.54
8741	15.60	32.17
8742	15.13	31.33
8743	22.88	38.29
8744	12.46	33.73
8745	16.97	28.56
8746	15.19	24.35
8747	17.27	24.02
8748	21.23	28.98
8749	24.47	35.50
8750	21.83	27.67
8751	21.98	27.17
8752	20.17	26.48
8753	22.06	35.15
8754	23.30	38.91
8755	24.68	38.83
8756	21.93	36.60


Attachment 3-A


	Barton (2014-2016 Average)	Buffalo Ridge (2014- 2016 Average)
Hour	<i>MW</i>	<i>MW</i>
8757	21.50	45.51
8758	23.70	44.61
8759	24.82	39.26
8760	26.80	36.67


Redacted


When printed, the Tab labeled Page 165 consists of 10 pages


Unit FOM and Capital Costs by Portfolio - Note that All Replacements are built from Retirement Portfolio 6, the preferred retirement plan


























Transmission Upgrade Capital associated with Schahfer Unit Retirements (nominal \$ at the time of retirement)

Portfolio	Cost
Retirements 1	0
Retirements 2, 6b, 6c	79,800,000
Retirements 3, 4, 5, 6, 7, 8; Replacements A, B, C, D, E, F	147,000,000

Attachment 3-A

NIPSCO Native Peak Load Forecast - Monthly

Base Case

	Monthly Peak Demand (MW) - NIPSCO System												
	January	February	March	April	May	June	July	August	September	October	November	December	Annual Peak
2018	2,385	2,302	2,340	2,136	2,520	2,780	3,051	3,002	2,693	2,149	2,247	2,378	3,051
2019	2,398	2,315	2,353	2,149	2,380	2,642	2,916	2,866	2,554	2,009	2,103	2,229	2,916
2020	2,252	2,143	2,213	2,009	2,394	2,656	2,932	2,882	2,568	2,022	2,116	2,242	2,932
2021	2,264	2,176	2,226	2,022	2,408	2,671	2,949	2,899	2,583	2,036	2,131	2,258	2,949
2022	2,279	2,189	2,241	2,035	2,421	2,685	2,965	2,914	2,596	2,048	2,142	2,269	2,965
2023	2,292	2,202	2,254	2,048	2,435	2,700	2,982	2,932	2,612	2,062	2,157	2,285	2,982
2024	2,308	2,195	2,269	2,061	2,449	2,715	2,999	2,948	2,624	2,074	2,168	2,297	2,999
2025	2,320	2,228	2,282	2,074	2,462	2,730	3,016	2,965	2,640	2,088	2,183	2,313	3,016
2026	2,336	2,242	2,297	2,087	2,476	2,744	3,033	2,982	2,653	2,100	2,195	2,325	3,033
2027	2,349	2,253	2,309	2,099	2,489	2,758	3,048	2,997	2,666	2,112	2,207	2,338	3,048
2028	2,362	2,244	2,322	2,111	2,501	2,771	3,064	3,012	2,679	2,124	2,219	2,351	3,064
2029	2,374	2,276	2,333	2,121	2,512	2,782	3,077	3,024	2,689	2,132	2,227	2,359	3,077
2030	2,384	2,285	2,343	2,130	2,522	2,794	3,091	3,038	2,701	2,144	2,239	2,372	3,091
2031	2,396	2,296	2,354	2,140	2,532	2,805	3,103	3,050	2,710	2,152	2,247	2,380	3,103
2032	2,404	2,282	2,362	2,148	2,540	2,813	3,113	3,059	2,718	2,159	2,254	2,388	3,113
2033	2,412	2,311	2,370	2,155	2,548	2,822	3,123	3,069	2,727	2,167	2,262	2,396	3,123
2034	2,421	2,319	2,378	2,163	2,556	2,831	3,133	3,079	2,735	2,175	2,270	2,405	3,133
2035	2,430	2,327	2,387	2,171	2,565	2,840	3,145	3,091	2,745	2,183	2,278	2,414	3,145
2036	2,439	2,313	2,394	2,178	2,571	2,847	3,152	3,098	2,750	2,188	2,282	2,418	3,152
2037	2,443	2,338	2,398	2,181	2,575	2,852	3,158	3,103	2,754	2,191	2,286	2,423	3,158
2038	2,448	2,343	2,403	2,185	2,579	2,857	3,164	3,109	2,759	2,196	2,290	2,427	3,164

Attachment 3-A

Pessimistic Case - Used in Challenged Economy Scenario

	Monthly Peak Demand (MW) - NIPSCO System												Annual Peak
	January	February	March	April	May	June	July	August	September	October	November	December	
2018	2,330	2,252	2,286	2,086	2,466	2,721	2,982	2,933	2,634	2,095	2,192	2,317	2,982
2019	2,334	2,255	2,290	2,089	2,317	2,572	2,833	2,784	2,482	1,942	2,035	2,154	2,833
2020	1,702	1,583	1,678	1,505	1,890	2,155	2,426	2,388	2,040	1,505	1,563	1,667	2,426
2021	1,704	1,586	1,682	1,509	1,895	2,160	2,432	2,394	2,046	1,512	1,569	1,675	2,432
2022	1,714	1,595	1,691	1,517	1,903	2,168	2,441	2,402	2,053	1,518	1,575	1,680	2,441
2023	1,719	1,600	1,696	1,522	1,908	2,173	2,446	2,408	2,058	1,523	1,580	1,685	2,446
2024	1,723	1,604	1,701	1,526	1,912	2,177	2,451	2,413	2,062	1,527	1,584	1,689	2,451
2025	1,728	1,609	1,706	1,531	1,918	2,183	2,458	2,419	2,068	1,532	1,589	1,706	2,458
2026	1,754	1,632	1,731	1,555	1,943	2,209	2,488	2,449	2,094	1,556	1,613	1,721	2,488
2027	1,760	1,638	1,737	1,560	1,948	2,215	2,494	2,455	2,098	1,559	1,616	1,723	2,494
2028	1,763	1,641	1,741	1,563	1,952	2,219	2,500	2,461	2,103	1,565	1,622	1,730	2,500
2029	1,770	1,646	1,746	1,568	1,956	2,224	2,505	2,466	2,107	1,568	1,625	1,733	2,505
2030	1,773	1,649	1,749	1,571	1,959	2,227	2,509	2,469	2,110	1,570	1,627	1,735	2,509
2031	1,775	1,651	1,751	1,573	1,962	2,230	2,512	2,472	2,112	1,573	1,629	1,738	2,512
2032	1,777	1,653	1,753	1,574	1,962	2,230	2,512	2,472	2,112	1,572	1,628	1,736	2,512
2033	1,776	1,652	1,752	1,574	1,962	2,231	2,513	2,474	2,113	1,573	1,630	1,739	2,513
2034	1,778	1,653	1,753	1,574	1,963	2,231	2,513	2,473	2,112	1,572	1,629	1,737	2,513
2035	1,777	1,653	1,752	1,573	1,962	2,230	2,513	2,472	2,111	1,571	1,628	1,736	2,513
2036	1,777	1,652	1,752	1,573	1,962	2,231	2,514	2,474	2,113	1,573	1,630	1,739	2,514
2037	1,778	1,653	1,753	1,574	1,962	2,231	2,514	2,473	2,112	1,571	1,628	1,737	2,514
2038	1,776	1,651	1,750	1,571	1,959	2,227	2,509	2,468	2,107	1,567	1,623	1,732	2,509

Attachment 3-A

Optimistic Case - Used in Booming Economy/ Abundant Natural Gas Scenario

	Monthly Peak Demand (MW) - NIPSCO System												Annual Peak
	January	February	March	April	May	June	July	August	September	October	November	December	
2018	2,439	2,352	2,393	2,186	2,573	2,838	3,119	3,069	2,750	2,201	2,300	2,439	3,119
2019	2,466	2,377	2,420	2,211	2,447	2,715	3,002	2,951	2,627	2,076	2,171	2,311	3,002
2020	2,343	2,226	2,303	2,093	2,483	2,755	3,047	2,996	2,664	2,110	2,206	2,350	3,047
2021	2,383	2,284	2,341	2,129	2,522	2,796	3,095	3,043	2,704	2,147	2,243	2,386	3,095
2022	2,419	2,317	2,377	2,163	2,557	2,835	3,141	3,089	2,743	2,183	2,279	2,422	3,141
2023	2,452	2,347	2,408	2,192	2,587	2,867	3,178	3,124	2,773	2,209	2,306	2,450	3,178
2024	2,480	2,352	2,437	2,218	2,616	2,898	3,215	3,160	2,804	2,238	2,335	2,481	3,215
2025	2,512	2,402	2,467	2,246	2,645	2,929	3,250	3,195	2,833	2,264	2,361	2,508	3,250
2026	2,541	2,429	2,496	2,274	2,674	2,962	3,289	3,233	2,866	2,294	2,392	2,542	3,289
2027	2,574	2,459	2,528	2,303	2,705	2,995	3,327	3,270	2,897	2,323	2,420	2,569	3,327
2028	2,600	2,462	2,553	2,327	2,730	3,022	3,358	3,301	2,923	2,347	2,444	2,594	3,358
2029	2,627	2,507	2,579	2,352	2,757	3,051	3,393	3,335	2,952	2,374	2,472	2,623	3,393
2030	2,655	2,533	2,607	2,377	2,783	3,080	3,425	3,367	2,978	2,397	2,496	2,647	3,425
2031	2,678	2,554	2,629	2,398	2,805	3,104	3,453	3,394	3,001	2,418	2,517	2,671	3,453
2032	2,704	2,557	2,654	2,421	2,829	3,130	3,484	3,424	3,027	2,442	2,541	2,695	3,484
2033	2,727	2,599	2,676	2,441	2,851	3,153	3,510	3,449	3,048	2,461	2,559	2,717	3,510
2034	2,753	2,622	2,701	2,465	2,876	3,181	3,543	3,483	3,076	2,487	2,586	2,743	3,543
2035	2,777	2,644	2,724	2,486	2,898	3,205	3,570	3,509	3,098	2,506	2,605	2,766	3,570
2036	2,803	2,647	2,750	2,511	2,924	3,234	3,604	3,543	3,127	2,533	2,633	2,795	3,604
2037	2,831	2,693	2,776	2,535	2,949	3,260	3,635	3,572	3,151	2,555	2,655	2,818	3,635
2038	2,855	2,716	2,800	2,557	2,973	3,286	3,666	3,602	3,177	2,579	2,678	2,843	3,666

Attachment 3-A

NIPSCO Sales Forecast - Monthly

Base Case

	Monthly Total Demand (MWh)												
	January	February	March	April	May	June	July	August	September	October	November	December	Total
2018	1,452,509	1,367,174	1,444,896	1,327,747	1,392,936	1,450,340	1,621,851	1,587,074	1,427,634	1,355,535	1,362,161	1,460,981	17,250,840
2019	1,456,444	1,370,787	1,448,755	1,331,374	1,285,900	1,347,281	1,516,267	1,481,444	1,325,426	1,250,593	1,260,108	1,354,523	16,428,903
2020	1,349,677	1,271,063	1,342,551	1,228,253	1,289,519	1,351,050	1,520,463	1,485,563	1,329,023	1,253,925	1,263,407	1,357,881	16,042,374
2021	1,352,696	1,273,321	1,345,745	1,231,348	1,292,881	1,354,739	1,524,790	1,489,941	1,332,838	1,257,488	1,267,046	1,361,295	16,084,127
2022	1,355,704	1,276,101	1,348,731	1,234,120	1,295,734	1,357,586	1,527,863	1,492,933	1,335,382	1,259,793	1,269,233	1,364,637	16,117,815
2023	1,360,393	1,280,370	1,353,259	1,238,363	1,300,302	1,362,807	1,534,168	1,499,131	1,340,564	1,264,504	1,274,111	1,370,307	16,178,279
2024	1,366,213	1,286,096	1,358,504	1,243,089	1,305,235	1,368,351	1,540,754	1,505,354	1,345,507	1,268,795	1,278,452	1,375,370	16,241,721
2025	1,371,768	1,290,456	1,363,719	1,247,930	1,310,468	1,374,507	1,548,326	1,512,719	1,351,535	1,274,191	1,284,094	1,381,647	16,311,361
2026	1,377,963	1,295,887	1,369,295	1,252,962	1,315,744	1,380,504	1,555,512	1,519,518	1,356,930	1,278,876	1,288,864	1,387,328	16,379,384
2027	1,384,090	1,301,261	1,374,817	1,257,979	1,321,096	1,386,818	1,563,276	1,526,916	1,362,807	1,283,999	1,294,195	1,393,674	16,450,928
2028	1,390,778	1,307,725	1,380,801	1,263,401	1,326,881	1,393,686	1,571,756	1,534,974	1,369,173	1,289,525	1,299,958	1,400,352	16,529,010
2029	1,397,503	1,312,867	1,386,592	1,268,532	1,332,278	1,400,095	1,579,652	1,542,305	1,374,766	1,294,221	1,304,816	1,406,050	16,599,677
2030	1,403,581	1,318,193	1,392,059	1,273,531	1,337,704	1,406,741	1,588,027	1,550,324	1,381,132	1,299,783	1,310,712	1,412,182	16,673,969
2031	1,409,152	1,323,004	1,396,928	1,277,867	1,342,241	1,412,000	1,594,402	1,556,268	1,385,727	1,303,682	1,314,698	1,416,814	16,732,783
2032	1,414,006	1,327,823	1,401,183	1,281,688	1,346,312	1,416,890	1,600,474	1,561,979	1,390,171	1,307,486	1,318,671	1,421,579	16,788,263
2033	1,418,994	1,331,517	1,405,556	1,285,620	1,350,514	1,421,971	1,606,814	1,567,952	1,394,815	1,311,461	1,322,840	1,426,759	16,844,814
2034	1,424,541	1,336,305	1,410,405	1,289,977	1,355,182	1,427,664	1,613,958	1,574,684	1,400,036	1,315,926	1,327,544	1,432,655	16,908,876
2035	1,430,848	1,341,738	1,415,895	1,294,899	1,360,449	1,434,093	1,622,029	1,582,273	1,405,902	1,320,924	1,332,809	1,438,663	16,980,523
2036	1,436,732	1,347,322	1,420,812	1,299,198	1,364,970	1,439,605	1,628,925	1,588,594	1,410,598	1,324,771	1,336,826	1,443,314	17,041,666
2037	1,441,441	1,350,683	1,424,763	1,302,688	1,368,717	1,444,349	1,635,006	1,594,232	1,414,831	1,328,286	1,340,577	1,447,977	17,093,550
2038	1,446,314	1,354,814	1,428,874	1,306,330	1,372,633	1,449,296	1,641,338	1,600,121	1,419,274	1,331,994	1,344,533	1,452,811	17,148,331

Attachment 3-A

Pessimistic Case - Used in the Challenged Economy Scenario

	Monthly Total Demand (MWh)												Total
	January	February	March	April	May	June	July	August	September	October	November	December	
2018	1,423,932	1,342,116	1,419,144	1,304,304	1,367,778	1,420,266	1,584,521	1,551,412	1,399,333	1,330,846	1,336,278	1,428,911	16,908,841
2019	1,421,776	1,340,422	1,417,573	1,303,002	1,255,426	1,310,718	1,470,770	1,437,994	1,288,089	1,217,708	1,225,695	1,312,285	16,001,457
2020	968,785	898,305	965,125	878,594	929,295	998,638	1,156,488	1,132,656	964,800	893,307	891,913	963,238	11,641,144
2021	964,753	891,167	962,251	876,280	926,880	995,236	1,151,889	1,128,690	962,227	891,474	889,864	960,552	11,601,262
2022	961,981	889,049	960,363	874,737	925,098	992,238	1,147,487	1,124,733	959,532	889,409	887,392	958,662	11,570,679
2023	961,466	888,782	960,227	874,717	925,054	991,812	1,146,725	1,124,175	959,368	889,445	887,335	958,755	11,567,862
2024	961,832	893,168	960,726	875,224	925,564	992,181	1,146,993	1,124,509	959,780	889,905	887,736	959,735	11,577,353
2025	963,325	890,556	962,176	876,574	926,981	993,692	1,148,719	1,126,197	961,214	891,218	889,042	965,774	11,595,467
2026	973,012	899,191	971,170	884,833	935,753	1,003,697	1,160,751	1,137,789	970,652	899,605	897,655	971,424	11,705,534
2027	975,745	901,536	973,529	886,909	937,892	1,006,124	1,163,650	1,140,457	972,680	901,294	899,353	973,479	11,732,649
2028	978,126	907,634	975,741	888,975	940,186	1,009,003	1,167,344	1,144,060	975,598	903,895	902,151	977,139	11,769,853
2029	981,935	906,868	978,919	891,740	943,059	1,012,425	1,171,560	1,147,895	978,428	906,191	904,511	979,890	11,803,421
2030	984,797	909,299	981,342	893,888	945,365	1,015,322	1,175,258	1,151,337	981,030	908,366	906,827	981,551	11,834,382
2031	985,713	910,115	982,192	894,669	946,192	1,016,260	1,176,379	1,152,415	981,910	909,148	907,627	982,688	11,845,308
2032	986,928	915,063	983,100	895,395	946,890	1,017,054	1,177,315	1,153,164	982,346	909,402	907,845	983,203	11,857,704
2033	987,791	911,849	983,890	896,151	947,788	1,018,337	1,179,079	1,154,895	983,733	910,634	909,228	985,144	11,868,519
2034	989,756	913,423	985,368	897,361	949,011	1,019,869	1,181,014	1,156,541	984,792	911,366	909,980	986,733	11,885,214
2035	991,870	915,141	987,009	898,763	950,534	1,021,975	1,183,843	1,159,099	986,601	912,786	911,551	988,545	11,907,718
2036	993,694	920,676	988,571	900,189	952,160	1,024,231	1,186,892	1,162,009	988,847	914,714	913,696	991,020	11,936,700
2037	995,897	918,470	990,242	901,567	953,565	1,026,005	1,189,144	1,163,945	990,118	915,616	914,633	992,337	11,951,538
2038	997,253	919,454	991,062	902,144	954,135	1,026,924	1,190,450	1,164,940	990,566	915,751	914,816	992,990	11,960,484

Attachment 3-A

Optimistic Case - Used in the Booming Economy/ Abundant Natural Gas Scenario

	Monthly Total Demand (MWh)												Total
	January	February	March	April	May	June	July	August	September	October	November	December	
2018	1,480,646	1,391,819	1,470,207	1,350,755	1,417,590	1,479,772	1,658,359	1,621,917	1,455,231	1,379,570	1,387,341	1,493,937	17,587,145
2019	1,493,290	1,403,025	1,481,830	1,361,443	1,318,203	1,386,114	1,564,648	1,527,617	1,361,942	1,282,369	1,293,505	1,399,879	16,873,865
2020	1,401,170	1,315,962	1,388,482	1,269,887	1,334,193	1,404,888	1,587,623	1,549,450	1,379,329	1,297,526	1,309,242	1,419,110	16,656,862
2021	1,421,282	1,332,900	1,406,471	1,286,184	1,351,601	1,425,597	1,613,208	1,573,724	1,398,434	1,314,041	1,326,457	1,437,348	16,887,247
2022	1,438,996	1,348,490	1,422,540	1,300,855	1,367,357	1,444,352	1,636,409	1,595,902	1,416,077	1,329,442	1,342,555	1,453,926	17,096,900
2023	1,454,653	1,362,178	1,436,449	1,313,365	1,380,610	1,459,837	1,655,411	1,613,808	1,430,172	1,341,555	1,355,083	1,468,163	17,271,285
2024	1,469,357	1,375,706	1,449,716	1,325,448	1,393,561	1,475,253	1,674,490	1,632,025	1,444,662	1,354,209	1,368,318	1,483,334	17,446,078
2025	1,484,709	1,388,446	1,463,341	1,337,717	1,406,564	1,490,563	1,693,278	1,649,766	1,458,576	1,366,195	1,380,739	1,497,806	17,617,699
2026	1,499,936	1,401,837	1,477,127	1,350,305	1,420,089	1,506,695	1,713,261	1,668,883	1,473,829	1,379,555	1,394,725	1,513,705	17,799,947
2027	1,515,940	1,415,794	1,491,387	1,363,170	1,433,732	1,522,722	1,732,907	1,687,471	1,488,456	1,392,193	1,407,820	1,527,461	17,979,055
2028	1,529,229	1,428,032	1,503,288	1,373,959	1,445,259	1,536,435	1,749,870	1,703,603	1,501,206	1,403,265	1,419,384	1,540,477	18,134,008
2029	1,542,451	1,439,049	1,515,274	1,384,902	1,456,994	1,550,362	1,767,061	1,720,045	1,514,338	1,414,772	1,431,400	1,554,104	18,290,750
2030	1,556,168	1,451,003	1,527,481	1,395,905	1,468,649	1,564,036	1,783,806	1,735,872	1,526,780	1,425,510	1,442,513	1,565,765	18,443,489
2031	1,567,403	1,460,835	1,537,555	1,405,035	1,478,370	1,575,490	1,797,866	1,749,225	1,537,353	1,434,699	1,452,052	1,577,455	18,573,337
2032	1,579,977	1,472,458	1,548,830	1,415,258	1,489,268	1,588,370	1,813,712	1,764,283	1,549,277	1,445,064	1,462,832	1,589,378	18,718,708
2033	1,591,748	1,482,043	1,559,200	1,424,561	1,499,104	1,599,959	1,827,931	1,777,652	1,559,698	1,453,989	1,472,069	1,601,627	18,849,580
2034	1,605,711	1,494,282	1,571,762	1,436,005	1,511,410	1,614,738	1,846,317	1,795,202	1,573,631	1,466,144	1,484,827	1,614,793	19,014,821
2035	1,617,874	1,504,834	1,582,492	1,445,637	1,521,603	1,626,756	1,861,076	1,809,094	1,584,470	1,475,438	1,494,456	1,627,394	19,151,124
2036	1,632,122	1,517,940	1,595,306	1,457,308	1,534,155	1,641,839	1,879,851	1,827,015	1,598,693	1,487,843	1,507,482	1,641,758	19,321,312
2037	1,646,106	1,529,433	1,607,605	1,468,333	1,545,810	1,655,586	1,896,726	1,842,867	1,611,032	1,498,398	1,518,407	1,655,002	19,475,305
2038	1,660,292	1,541,770	1,620,178	1,479,693	1,557,971	1,670,222	1,914,952	1,860,134	1,624,573	1,510,082	1,530,660	1,668,881	19,639,407

Attachment 3-A

**NIPSCO Load Forecast - Used for Planning Reserve
Margin Purposes**

MISO Coincident Peak Load Forecast (MW)

Year	Base & Aggressive Environmental Regulation	Booming Economy/ Abundant Natural Gas	Challenged Economy
2018	2,907	2,972	2,842
2019	2,776	2,858	2,697
2020	2,788	2,897	2,307
2021	2,801	2,939	2,310
2022	2,813	2,980	2,316
2023	2,827	3,012	2,319
2024	2,839	3,044	2,321
2025	2,853	3,074	2,325
2026	2,866	3,108	2,351
2027	2,877	3,140	2,354
2028	2,890	3,167	2,358
2029	2,899	3,197	2,360
2030	2,910	3,225	2,362
2031	2,919	3,249	2,363
2032	2,927	3,276	2,362
2033	2,934	3,298	2,362
2034	2,943	3,328	2,360
2035	2,951	3,351	2,359
2036	2,957	3,381	2,358
2037	2,961	3,409	2,358
2038	2,966	3,437	2,352

Attachment 3-A

Representative Hourly Load Shape for NIPSCO

Based on 2015 data, starting on a Thursday

Hour	Load (MW)	Hour	Load (MW)	Hour	Load (MW)	Hour	Load (MW)	Hour	Load (MW)
1	1.952	72	1.879	143	2.336	214	2.463	285	2.384
2	1.835	73	1.813	144	2.283	215	2.391	286	2.348
3	1.786	74	1.752	145	2.273	216	2.382	287	2.283
4	1.781	75	1.728	146	2.210	217	2.306	288	2.209
5	1.735	76	1.717	147	2.202	218	2.181	289	2.119
6	1.740	77	1.750	148	2.227	219	2.190	290	2.060
7	1.770	78	1.743	149	2.192	220	2.164	291	2.080
8	1.792	79	1.786	150	2.261	221	2.111	292	2.065
9	1.776	80	1.793	151	2.353	222	2.157	293	2.067
10	1.784	81	1.778	152	2.405	223	2.115	294	2.176
11	1.769	82	1.833	153	2.412	224	2.248	295	2.281
12	1.790	83	1.840	154	2.474	225	2.227	296	2.346
13	1.769	84	1.895	155	2.503	226	2.280	297	2.339
14	1.786	85	1.889	156	2.502	227	2.290	298	2.301
15	1.758	86	1.936	157	2.478	228	2.288	299	2.285
16	1.726	87	1.965	158	2.480	229	2.295	300	2.287
17	1.766	88	1.926	159	2.470	230	2.219	301	2.275
18	1.899	89	1.975	160	2.456	231	2.237	302	2.288
19	1.961	90	2.103	161	2.426	232	2.167	303	2.267
20	1.969	91	2.198	162	2.470	233	2.187	304	2.228
21	1.965	92	2.185	163	2.511	234	2.231	305	2.205
22	1.968	93	2.150	164	2.552	235	2.290	306	2.245
23	1.932	94	2.131	165	2.504	236	2.311	307	2.304
24	1.863	95	2.067	166	2.410	237	2.268	308	2.290
25	1.793	96	2.059	167	2.354	238	2.281	309	2.325
26	1.796	97	2.030	168	2.273	239	2.271	310	2.230
27	1.766	98	1.985	169	2.253	240	2.171	311	2.223
28	1.755	99	1.935	170	2.207	241	2.082	312	2.139
29	1.764	100	1.967	171	2.154	242	2.067	313	2.092
30	1.794	101	1.948	172	2.194	243	2.013	314	2.100
31	1.835	102	2.051	173	2.225	244	2.013	315	2.061
32	1.918	103	2.164	174	2.267	245	2.023	316	2.094
33	1.927	104	2.273	175	2.310	246	1.996	317	2.111
34	1.912	105	2.286	176	2.344	247	1.994	318	2.122
35	1.919	106	2.290	177	2.383	248	2.007	319	2.238
36	1.916	107	2.333	178	2.393	249	2.003	320	2.309
37	1.910	108	2.316	179	2.441	250	2.027	321	2.336
38	1.930	109	2.355	180	2.452	251	2.061	322	2.337
39	1.958	110	2.367	181	2.452	252	2.063	323	2.335
40	1.945	111	2.328	182	2.473	253	2.039	324	2.302
41	1.949	112	2.305	183	2.454	254	2.072	325	2.279
42	2.040	113	2.292	184	2.434	255	2.130	326	2.274
43	2.084	114	2.396	185	2.420	256	2.114	327	2.284
44	2.060	115	2.410	186	2.467	257	2.144	328	2.262
45	2.073	116	2.414	187	2.525	258	2.211	329	2.277
46	2.059	117	2.380	188	2.488	259	2.232	330	2.318
47	2.013	118	2.387	189	2.433	260	2.182	331	2.401
48	1.918	119	2.334	190	2.456	261	2.149	332	2.349
49	1.870	120	2.255	191	2.394	262	2.133	333	2.378
50	1.844	121	2.137	192	2.320	263	2.094	334	2.351
51	1.797	122	2.162	193	2.277	264	2.013	335	2.247
52	1.779	123	2.119	194	2.236	265	2.041	336	2.243
53	1.829	124	2.114	195	2.210	266	2.020	337	2.182
54	1.826	125	2.123	196	2.196	267	1.955	338	2.145
55	1.851	126	2.177	197	2.231	268	1.951	339	2.151
56	1.864	127	2.300	198	2.284	269	2.002	340	2.134
57	1.898	128	2.360	199	2.349	270	2.048	341	2.153
58	1.931	129	2.342	200	2.444	271	2.161	342	2.233
59	1.991	130	2.311	201	2.427	272	2.285	343	2.298
60	1.978	131	2.296	202	2.453	273	2.294	344	2.306
61	2.004	132	2.294	203	2.460	274	2.287	345	2.333
62	1.949	133	2.269	204	2.480	275	2.266	346	2.357
63	1.953	134	2.290	205	2.420	276	2.317	347	2.304
64	1.963	135	2.308	206	2.417	277	2.321	348	2.286
65	1.969	136	2.286	207	2.428	278	2.296	349	2.273
66	2.015	137	2.278	208	2.428	279	2.293	350	2.306
67	2.038	138	2.360	209	2.433	280	2.246	351	2.327
68	2.042	139	2.475	210	2.449	281	2.203	352	2.287
69	2.011	140	2.472	211	2.513	282	2.277	353	2.304
70	1.974	141	2.407	212	2.517	283	2.354	354	2.308
71	1.950	142	2.405	213	2.519	284	2.382	355	2.381

Attachment 3-A

Hour	Load (MW)	Hour	Load (MW)	Hour	Load (MW)	Hour	Load (MW)	Hour	Load (MW)
356	2.376	434	1.924	512	2.160	590	1.976	668	2.332
357	2.415	435	1.902	513	2.133	591	1.953	669	2.289
358	2.371	436	1.905	514	2.151	592	1.975	670	2.255
359	2.282	437	1.941	515	2.223	593	1.984	671	2.184
360	2.144	438	2.029	516	2.243	594	2.058	672	2.076
361	2.093	439	2.126	517	2.250	595	2.110	673	2.044
362	2.094	440	2.209	518	2.247	596	2.161	674	1.981
363	2.047	441	2.193	519	2.291	597	2.156	675	1.963
364	2.062	442	2.222	520	2.271	598	2.140	676	1.902
365	2.057	443	2.267	521	2.242	599	2.077	677	1.955
366	2.153	444	2.246	522	2.272	600	2.025	678	1.983
367	2.222	445	2.235	523	2.341	601	2.003	679	2.078
368	2.281	446	2.249	524	2.297	602	1.982	680	2.113
369	2.285	447	2.212	525	2.306	603	1.953	681	2.157
370	2.256	448	2.102	526	2.263	604	1.954	682	2.198
371	2.297	449	2.121	527	2.150	605	1.992	683	2.251
372	2.256	450	2.258	528	2.085	606	2.057	684	2.257
373	2.228	451	2.271	529	2.040	607	2.200	685	2.219
374	2.193	452	2.280	530	2.042	608	2.282	686	2.205
375	2.194	453	2.234	531	2.058	609	2.319	687	2.205
376	2.158	454	2.225	532	2.012	610	2.386	688	2.187
377	2.159	455	2.197	533	2.032	611	2.359	689	2.221
378	2.215	456	2.087	534	2.106	612	2.347	690	2.234
379	2.295	457	2.001	535	2.171	613	2.325	691	2.277
380	2.272	458	1.982	536	2.259	614	2.282	692	2.276
381	2.274	459	1.958	537	2.316	615	2.330	693	2.256
382	2.263	460	1.932	538	2.300	616	2.286	694	2.210
383	2.207	461	1.905	539	2.338	617	2.285	695	2.171
384	2.121	462	2.001	540	2.371	618	2.267	696	2.061
385	2.042	463	2.090	541	2.317	619	2.374	697	2.018
386	2.067	464	2.113	542	2.319	620	2.377	698	2.014
387	2.023	465	2.107	543	2.310	621	2.310	699	1.998
388	2.031	466	2.125	544	2.271	622	2.289	700	1.928
389	2.024	467	2.155	545	2.251	623	2.210	701	2.010
390	2.013	468	2.120	546	2.288	624	2.140	702	2.098
391	2.061	469	2.045	547	2.300	625	2.136	703	2.139
392	2.062	470	2.100	548	2.295	626	2.089	704	2.225
393	2.077	471	2.137	549	2.265	627	2.022	705	2.249
394	2.078	472	2.058	550	2.235	628	2.013	706	2.247
395	2.089	473	2.058	551	2.170	629	2.067	707	2.289
396	2.057	474	2.072	552	2.125	630	2.130	708	2.250
397	2.038	475	2.100	553	2.001	631	2.143	709	2.196
398	2.021	476	2.097	554	2.023	632	2.241	710	2.227
399	1.987	477	2.094	555	1.952	633	2.210	711	2.170
400	1.994	478	2.053	556	2.000	634	2.211	712	2.113
401	2.024	479	2.008	557	1.970	635	2.211	713	2.136
402	2.100	480	1.913	558	2.015	636	2.186	714	2.139
403	2.176	481	1.864	559	2.036	637	2.188	715	2.185
404	2.210	482	1.862	560	2.056	638	2.167	716	2.208
405	2.178	483	1.799	561	2.066	639	2.157	717	2.215
406	2.156	484	1.827	562	2.098	640	2.112	718	2.181
407	2.057	485	1.855	563	2.082	641	2.120	719	2.112
408	1.984	486	1.926	564	2.053	642	2.125	720	2.011
409	1.926	487	2.020	565	2.010	643	2.231	721	2.000
410	1.889	488	2.072	566	1.981	644	2.242	722	1.897
411	1.876	489	2.123	567	1.957	645	2.223	723	1.897
412	1.865	490	2.096	568	1.958	646	2.149	724	1.933
413	1.862	491	2.104	569	1.893	647	2.115	725	1.902
414	1.848	492	2.125	570	1.993	648	2.084	726	1.894
415	1.893	493	2.156	571	2.070	649	1.975	727	1.924
416	1.934	494	2.176	572	2.085	650	1.930	728	1.973
417	1.942	495	2.171	573	2.065	651	1.915	729	1.940
418	1.935	496	2.153	574	2.017	652	1.893	730	1.990
419	1.974	497	2.100	575	1.979	653	1.927	731	2.017
420	1.952	498	2.158	576	1.905	654	2.060	732	1.980
421	1.942	499	2.193	577	1.873	655	2.141	733	1.954
422	1.946	500	2.241	578	1.853	656	2.238	734	1.950
423	1.934	501	2.177	579	1.828	657	2.229	735	1.960
424	1.935	502	2.124	580	1.815	658	2.263	736	1.947
425	1.937	503	2.137	581	1.813	659	2.280	737	1.926
426	1.983	504	2.039	582	1.835	660	2.241	738	1.975
427	2.073	505	1.946	583	1.848	661	2.189	739	2.040
428	2.103	506	1.923	584	1.878	662	2.184	740	2.028
429	2.097	507	1.853	585	1.898	663	2.156	741	1.966
430	2.069	508	1.894	586	1.893	664	2.129	742	1.952
431	2.018	509	1.931	587	1.930	665	2.137	743	2.019
432	1.973	510	2.000	588	1.964	666	2.174	744	1.984
433	1.950	511	2.102	589	1.965	667	2.298	745	1.918

Attachment 3-A

Hour	Load (MW)	Hour	Load (MW)	Hour	Load (MW)	Hour	Load (MW)	Hour	Load (MW)
746	1.833	826	2.288	906	1.892	986	1.915	1066	2.159
747	1.810	827	2.275	907	2.043	987	1.872	1067	2.186
748	1.780	828	2.278	908	2.060	988	1.821	1068	2.157
749	1.759	829	2.303	909	2.020	989	1.857	1069	2.139
750	1.773	830	2.291	910	1.984	990	1.949	1070	2.159
751	1.826	831	2.298	911	1.927	991	2.037	1071	2.153
752	1.855	832	2.241	912	1.824	992	2.138	1072	2.105
753	1.833	833	2.219	913	1.782	993	2.114	1073	2.113
754	1.884	834	2.242	914	1.772	994	2.138	1074	2.120
755	1.914	835	2.364	915	1.762	995	2.168	1075	2.190
756	1.936	836	2.368	916	1.775	996	2.194	1076	2.211
757	1.926	837	2.327	917	1.800	997	2.179	1077	2.191
758	1.933	838	2.294	918	1.802	998	2.179	1078	2.217
759	1.945	839	2.238	919	1.806	999	2.163	1079	2.162
760	1.922	840	2.124	920	1.826	1000	2.117	1080	2.088
761	1.906	841	2.064	921	1.821	1001	2.041	1081	2.036
762	1.963	842	2.014	922	1.832	1002	2.059	1082	1.954
763	2.041	843	2.009	923	1.876	1003	2.123	1083	1.945
764	2.031	844	2.019	924	1.851	1004	2.192	1084	1.906
765	2.015	845	2.054	925	1.853	1005	2.201	1085	1.941
766	1.955	846	2.070	926	1.830	1006	2.206	1086	2.018
767	1.915	847	2.157	927	1.852	1007	2.198	1087	2.031
768	1.858	848	2.260	928	1.884	1008	2.064	1088	2.068
769	1.795	849	2.243	929	1.903	1009	2.010	1089	2.053
770	1.793	850	2.301	930	1.998	1010	2.030	1090	2.085
771	1.758	851	2.297	931	2.058	1011	1.977	1091	2.090
772	1.762	852	2.290	932	2.086	1012	1.988	1092	2.078
773	1.794	853	2.267	933	2.045	1013	2.036	1093	2.069
774	1.805	854	2.265	934	2.017	1014	2.085	1094	2.046
775	1.868	855	2.296	935	2.032	1015	2.213	1095	2.064
776	1.947	856	2.257	936	1.959	1016	2.243	1096	2.011
777	1.978	857	2.256	937	1.891	1017	2.258	1097	2.041
778	2.016	858	2.271	938	1.893	1018	2.305	1098	2.076
779	2.039	859	2.402	939	1.909	1019	2.300	1099	2.186
780	2.059	860	2.448	940	1.912	1020	2.264	1100	2.226
781	2.071	861	2.413	941	1.933	1021	2.267	1101	2.216
782	2.074	862	2.360	942	1.973	1022	2.232	1102	2.232
783	2.078	863	2.369	943	2.102	1023	2.263	1103	2.172
784	2.081	864	2.238	944	2.225	1024	2.224	1104	2.145
785	2.125	865	2.211	945	2.157	1025	2.159	1105	2.126
786	2.159	866	2.157	946	2.235	1026	2.200	1106	2.128
787	2.224	867	2.126	947	2.285	1027	2.329	1107	2.083
788	2.277	868	2.079	948	2.234	1028	2.351	1108	2.078
789	2.265	869	2.056	949	2.227	1029	2.307	1109	2.118
790	2.227	870	2.175	950	2.232	1030	2.297	1110	2.204
791	2.140	871	2.239	951	2.261	1031	2.269	1111	2.297
792	2.103	872	2.345	952	2.261	1032	2.232	1112	2.382
793	2.115	873	2.332	953	2.230	1033	2.119	1113	2.412
794	2.142	874	2.317	954	2.202	1034	2.058	1114	2.419
795	2.162	875	2.301	955	2.293	1035	2.041	1115	2.406
796	2.128	876	2.307	956	2.287	1036	2.055	1116	2.401
797	2.136	877	2.266	957	2.269	1037	2.121	1117	2.378
798	2.143	878	2.235	958	2.206	1038	2.216	1118	2.375
799	2.283	879	2.237	959	2.139	1039	2.283	1119	2.323
800	2.316	880	2.257	960	2.052	1040	2.378	1120	2.292
801	2.270	881	2.206	961	1.994	1041	2.374	1121	2.230
802	2.281	882	2.216	962	1.983	1042	2.368	1122	2.296
803	2.299	883	2.297	963	1.919	1043	2.371	1123	2.330
804	2.274	884	2.268	964	1.916	1044	2.364	1124	2.453
805	2.274	885	2.287	965	1.940	1045	2.333	1125	2.377
806	2.235	886	2.251	966	2.004	1046	2.294	1126	2.325
807	2.212	887	2.222	967	2.076	1047	2.352	1127	2.280
808	2.177	888	2.167	968	2.177	1048	2.337	1128	2.163
809	2.157	889	2.015	969	2.199	1049	2.304	1129	2.130
810	2.165	890	2.039	970	2.184	1050	2.300	1130	2.160
811	2.279	891	1.972	971	2.193	1051	2.394	1131	2.148
812	2.274	892	1.968	972	2.168	1052	2.415	1132	2.065
813	2.259	893	1.892	973	2.141	1053	2.378	1133	2.058
814	2.229	894	1.872	974	2.104	1054	2.307	1134	2.112
815	2.177	895	1.903	975	2.114	1055	2.276	1135	2.170
816	2.097	896	1.943	976	2.066	1056	2.206	1136	2.278
817	2.011	897	1.958	977	2.034	1057	2.035	1137	2.227
818	1.980	898	2.027	978	2.060	1058	2.048	1138	2.285
819	1.929	899	1.999	979	2.155	1059	2.031	1139	2.253
820	1.940	900	1.947	980	2.177	1060	1.975	1140	2.226
821	1.963	901	1.908	981	2.210	1061	1.977	1141	2.220
822	2.030	902	1.889	982	2.201	1062	2.003	1142	2.225
823	2.123	903	1.907	983	2.080	1063	2.032	1143	2.189
824	2.216	904	1.885	984	2.023	1064	2.087	1144	2.135
825	2.224	905	1.867	985	1.972	1065	2.115	1145	2.085

Attachment 3-A

Hour	Load (MW)	Hour	Load (MW)	Hour	Load (MW)	Hour	Load (MW)	Hour	Load (MW)
1146	2.094	1226	2.124	1306	2.324	1386	2.173	1466	1.837
1147	2.158	1227	2.083	1307	2.313	1387	2.225	1467	1.836
1148	2.296	1228	2.051	1308	2.314	1388	2.263	1468	1.849
1149	2.265	1229	2.011	1309	2.294	1389	2.270	1469	1.872
1150	2.275	1230	2.007	1310	2.281	1390	2.216	1470	1.944
1151	2.217	1231	2.047	1311	2.246	1391	2.193	1471	2.063
1152	2.122	1232	2.084	1312	2.221	1392	2.149	1472	2.133
1153	2.105	1233	2.104	1313	2.190	1393	2.063	1473	2.131
1154	2.121	1234	2.139	1314	2.210	1394	2.054	1474	2.164
1155	2.100	1235	2.149	1315	2.225	1395	2.064	1475	2.219
1156	2.106	1236	2.145	1316	2.252	1396	2.041	1476	2.282
1157	2.071	1237	2.082	1317	2.251	1397	2.015	1477	2.238
1158	2.131	1238	2.053	1318	2.226	1398	2.048	1478	2.224
1159	2.233	1239	2.035	1319	2.186	1399	2.115	1479	2.198
1160	2.326	1240	2.006	1320	2.078	1400	2.090	1480	2.178
1161	2.365	1241	2.010	1321	2.023	1401	2.083	1481	2.124
1162	2.362	1242	2.013	1322	1.996	1402	2.119	1482	2.132
1163	2.392	1243	2.069	1323	2.025	1403	2.140	1483	2.182
1164	2.390	1244	2.123	1324	2.014	1404	2.106	1484	2.205
1165	2.395	1245	2.082	1325	2.042	1405	2.101	1485	2.173
1166	2.406	1246	2.098	1326	2.083	1406	2.091	1486	2.148
1167	2.391	1247	2.075	1327	2.164	1407	2.050	1487	2.099
1168	2.370	1248	1.968	1328	2.225	1408	2.007	1488	2.035
1169	2.345	1249	1.885	1329	2.210	1409	1.998	1489	1.968
1170	2.384	1250	1.856	1330	2.195	1410	2.034	1490	1.875
1171	2.447	1251	1.874	1331	2.159	1411	2.074	1491	1.857
1172	2.454	1252	1.876	1332	2.147	1412	2.112	1492	1.890
1173	2.471	1253	1.840	1333	2.166	1413	2.131	1493	1.928
1174	2.473	1254	1.877	1334	2.185	1414	2.157	1494	1.967
1175	2.370	1255	1.895	1335	2.198	1415	2.065	1495	2.089
1176	2.270	1256	1.906	1336	2.140	1416	1.983	1496	2.156
1177	2.260	1257	1.904	1337	2.145	1417	1.918	1497	2.166
1178	2.207	1258	1.930	1338	2.183	1418	1.883	1498	2.182
1179	2.190	1259	1.980	1339	2.246	1419	1.843	1499	2.190
1180	2.186	1260	1.972	1340	2.291	1420	1.868	1500	2.192
1181	2.192	1261	1.969	1341	2.273	1421	1.853	1501	2.233
1182	2.253	1262	1.949	1342	2.275	1422	1.854	1502	2.213
1183	2.358	1263	1.967	1343	2.211	1423	1.896	1503	2.188
1184	2.374	1264	1.941	1344	2.128	1424	1.912	1504	2.132
1185	2.403	1265	1.990	1345	2.069	1425	1.916	1505	2.133
1186	2.418	1266	2.023	1346	2.031	1426	1.950	1506	2.108
1187	2.389	1267	2.126	1347	2.041	1427	1.961	1507	2.160
1188	2.405	1268	2.197	1348	2.033	1428	1.972	1508	2.235
1189	2.362	1269	2.189	1349	2.039	1429	2.021	1509	2.219
1190	2.394	1270	2.201	1350	2.116	1430	1.988	1510	2.221
1191	2.382	1271	2.153	1351	2.216	1431	1.954	1511	2.121
1192	2.337	1272	2.110	1352	2.272	1432	1.897	1512	2.008
1193	2.322	1273	2.078	1353	2.275	1433	1.901	1513	1.953
1194	2.288	1274	2.018	1354	2.287	1434	1.938	1514	1.982
1195	2.371	1275	2.037	1355	2.294	1435	2.037	1515	1.987
1196	2.425	1276	2.037	1356	2.266	1436	2.120	1516	2.009
1197	2.414	1277	2.096	1357	2.231	1437	2.105	1517	2.040
1198	2.411	1278	2.129	1358	2.204	1438	2.112	1518	2.069
1199	2.351	1279	2.278	1359	2.226	1439	2.059	1519	2.143
1200	2.302	1280	2.357	1360	2.175	1440	2.034	1520	2.205
1201	2.255	1281	2.353	1361	2.156	1441	2.002	1521	2.209
1202	2.220	1282	2.324	1362	2.146	1442	1.980	1522	2.273
1203	2.221	1283	2.317	1363	2.232	1443	1.944	1523	2.321
1204	2.224	1284	2.306	1364	2.357	1444	1.941	1524	2.328
1205	2.235	1285	2.303	1365	2.319	1445	1.967	1525	2.256
1206	2.271	1286	2.265	1366	2.293	1446	2.046	1526	2.294
1207	2.285	1287	2.227	1367	2.257	1447	2.156	1527	2.228
1208	2.388	1288	2.170	1368	2.193	1448	2.195	1528	2.216
1209	2.393	1289	2.169	1369	2.130	1449	2.136	1529	2.140
1210	2.453	1290	2.180	1370	2.098	1450	2.135	1530	2.177
1211	2.447	1291	2.284	1371	2.034	1451	2.125	1531	2.193
1212	2.498	1292	2.390	1372	2.086	1452	2.109	1532	2.291
1213	2.470	1293	2.394	1373	2.080	1453	2.079	1533	2.289
1214	2.453	1294	2.356	1374	2.126	1454	2.066	1534	2.253
1215	2.384	1295	2.274	1375	2.182	1455	2.047	1535	2.259
1216	2.376	1296	2.251	1376	2.279	1456	2.013	1536	2.152
1217	2.360	1297	2.149	1377	2.259	1457	1.948	1537	2.108
1218	2.341	1298	2.114	1378	2.274	1458	1.950	1538	2.059
1219	2.400	1299	2.116	1379	2.310	1459	2.013	1539	2.067
1220	2.433	1300	2.043	1380	2.309	1460	2.079	1540	2.023
1221	2.446	1301	2.074	1381	2.280	1461	2.088	1541	2.063
1222	2.361	1302	2.152	1382	2.226	1462	2.065	1542	2.116
1223	2.294	1303	2.238	1383	2.218	1463	2.005	1543	2.240
1224	2.205	1304	2.328	1384	2.245	1464	1.913	1544	2.205
1225	2.098	1305	2.296	1385	2.183	1465	1.880	1545	2.239

Attachment 3-A

Hour	Load (MW)	Hour	Load (MW)	Hour	Load (MW)	Hour	Load (MW)	Hour	Load (MW)
1546	2.234	1626	1.889	1706	1.756	1786	2.011	1866	2.015
1547	2.231	1627	1.922	1707	1.751	1787	2.003	1867	2.061
1548	2.240	1628	2.014	1708	1.796	1788	1.990	1868	2.046
1549	2.214	1629	1.988	1709	1.877	1789	1.951	1869	2.053
1550	2.166	1630	1.934	1710	1.999	1790	1.961	1870	2.002
1551	2.150	1631	1.866	1711	2.100	1791	1.924	1871	1.975
1552	2.108	1632	1.770	1712	2.106	1792	1.848	1872	1.888
1553	2.052	1633	1.750	1713	2.081	1793	1.858	1873	1.845
1554	2.064	1634	1.728	1714	2.121	1794	1.853	1874	1.816
1555	2.096	1635	1.725	1715	2.083	1795	1.882	1875	1.832
1556	2.162	1636	1.723	1716	2.046	1796	1.988	1876	1.867
1557	2.175	1637	1.796	1717	2.015	1797	1.936	1877	1.897
1558	2.177	1638	1.907	1718	1.999	1798	1.910	1878	1.981
1559	2.137	1639	2.005	1719	1.942	1799	1.812	1879	2.079
1560	2.053	1640	2.010	1720	1.908	1800	1.697	1880	2.120
1561	1.991	1641	2.008	1721	1.875	1801	1.661	1881	2.189
1562	1.954	1642	2.001	1722	1.838	1802	1.660	1882	2.215
1563	1.925	1643	1.994	1723	1.881	1803	1.644	1883	2.172
1564	1.879	1644	1.992	1724	1.971	1804	1.656	1884	2.158
1565	1.866	1645	1.967	1725	1.945	1805	1.758	1885	2.094
1566	1.875	1646	1.923	1726	1.890	1806	1.871	1886	2.078
1567	1.912	1647	1.871	1727	1.824	1807	1.948	1887	2.056
1568	1.933	1648	1.824	1728	1.779	1808	1.971	1888	2.027
1569	1.955	1649	1.780	1729	1.748	1809	2.041	1889	2.059
1570	1.983	1650	1.779	1730	1.724	1810	2.088	1890	2.042
1571	1.943	1651	1.782	1731	1.679	1811	2.090	1891	2.030
1572	1.947	1652	1.868	1732	1.661	1812	2.079	1892	2.062
1573	1.868	1653	1.885	1733	1.687	1813	2.050	1893	2.073
1574	1.855	1654	1.829	1734	1.736	1814	1.995	1894	2.010
1575	1.821	1655	1.747	1735	1.778	1815	1.960	1895	1.929
1576	1.779	1656	1.691	1736	1.794	1816	1.900	1896	1.830
1577	1.773	1657	1.697	1737	1.833	1817	1.865	1897	1.783
1578	1.787	1658	1.703	1738	1.810	1818	1.869	1898	1.775
1579	1.864	1659	1.697	1739	1.826	1819	1.915	1899	1.726
1580	1.919	1660	1.716	1740	1.800	1820	2.008	1900	1.721
1581	1.923	1661	1.792	1741	1.711	1821	2.048	1901	1.773
1582	1.928	1662	1.862	1742	1.675	1822	1.991	1902	1.868
1583	1.855	1663	1.968	1743	1.671	1823	1.854	1903	1.883
1584	1.782	1664	1.961	1744	1.661	1824	1.777	1904	1.897
1585	1.779	1665	1.962	1745	1.696	1825	1.765	1905	1.917
1586	1.770	1666	1.946	1746	1.706	1826	1.772	1906	1.892
1587	1.710	1667	1.950	1747	1.735	1827	1.803	1907	1.900
1588	1.705	1668	1.934	1748	1.807	1828	1.791	1908	1.894
1589	1.724	1669	1.915	1749	1.805	1829	1.884	1909	1.902
1590	1.720	1670	1.905	1750	1.766	1830	1.995	1910	1.841
1591	1.734	1671	1.849	1751	1.730	1831	2.090	1911	1.777
1592	1.750	1672	1.800	1752	1.666	1832	2.110	1912	1.747
1593	1.776	1673	1.776	1753	1.634	1833	2.098	1913	1.740
1594	1.763	1674	1.789	1754	1.590	1834	2.112	1914	1.743
1595	1.762	1675	1.857	1755	1.604	1835	2.119	1915	1.777
1596	1.799	1676	1.946	1756	1.563	1836	2.104	1916	1.818
1597	1.798	1677	1.904	1757	1.601	1837	2.107	1917	1.844
1598	1.766	1678	1.900	1758	1.612	1838	2.040	1918	1.835
1599	1.785	1679	1.835	1759	1.635	1839	1.995	1919	1.798
1600	1.794	1680	1.739	1760	1.665	1840	1.948	1920	1.765
1601	1.826	1681	1.711	1761	1.663	1841	1.950	1921	1.679
1602	1.808	1682	1.729	1762	1.644	1842	1.978	1922	1.703
1603	1.881	1683	1.752	1763	1.661	1843	2.031	1923	1.736
1604	1.946	1684	1.768	1764	1.617	1844	2.123	1924	1.708
1605	1.945	1685	1.830	1765	1.621	1845	2.078	1925	1.651
1606	1.880	1686	1.946	1766	1.628	1846	1.969	1926	1.668
1607	1.830	1687	2.044	1767	1.626	1847	1.883	1927	1.682
1608	1.724	1688	2.061	1768	1.633	1848	1.804	1928	1.655
1609	1.759	1689	2.099	1769	1.620	1849	1.836	1929	1.703
1610	1.736	1690	2.087	1770	1.635	1850	1.787	1930	1.735
1611	1.735	1691	2.105	1771	1.675	1851	1.801	1931	1.737
1612	1.728	1692	2.055	1772	1.782	1852	1.821	1932	1.720
1613	1.821	1693	2.037	1773	1.794	1853	1.859	1933	1.743
1614	1.959	1694	1.999	1774	1.759	1854	1.990	1934	1.725
1615	2.096	1695	1.954	1775	1.690	1855	2.091	1935	1.697
1616	2.126	1696	1.910	1776	1.638	1856	2.109	1936	1.771
1617	2.097	1697	1.912	1777	1.583	1857	2.136	1937	1.796
1618	2.099	1698	1.866	1778	1.563	1858	2.194	1938	1.820
1619	2.062	1699	1.928	1779	1.572	1859	2.211	1939	1.826
1620	2.045	1700	2.022	1780	1.617	1860	2.143	1940	1.888
1621	2.039	1701	1.966	1781	1.676	1861	2.144	1941	1.887
1622	2.003	1702	1.926	1782	1.768	1862	2.088	1942	1.848
1623	1.956	1703	1.811	1783	1.910	1863	2.049	1943	1.776
1624	1.918	1704	1.776	1784	1.933	1864	2.029	1944	1.712
1625	1.880	1705	1.791	1785	1.970	1865	2.018	1945	1.677

Attachment 3-A

Hour	Load (MW)	Hour	Load (MW)	Hour	Load (MW)	Hour	Load (MW)	Hour	Load (MW)
1946	1.683	2029	2.053	2112	1.854	2195	2.078	2278	1.699
1947	1.717	2030	2.013	2113	1.825	2196	2.095	2279	1.618
1948	1.730	2031	1.970	2114	1.837	2197	2.111	2280	1.564
1949	1.794	2032	1.979	2115	1.842	2198	2.115	2281	1.579
1950	1.926	2033	1.997	2116	1.884	2199	2.068	2282	1.543
1951	2.015	2034	1.965	2117	1.963	2200	2.050	2283	1.566
1952	2.008	2035	2.031	2118	2.061	2201	2.021	2284	1.572
1953	2.046	2036	2.079	2119	2.110	2202	1.968	2285	1.633
1954	2.081	2037	2.086	2120	2.166	2203	1.946	2286	1.767
1955	2.071	2038	2.025	2121	2.171	2204	1.995	2287	1.878
1956	2.030	2039	1.930	2122	2.190	2205	1.960	2288	1.876
1957	2.037	2040	1.861	2123	2.166	2206	1.892	2289	1.915
1958	2.041	2041	1.813	2124	2.162	2207	1.782	2290	1.916
1959	1.978	2042	1.817	2125	2.125	2208	1.692	2291	1.920
1960	1.952	2043	1.824	2126	2.081	2209	1.645	2292	1.946
1961	1.949	2044	1.876	2127	2.087	2210	1.625	2293	1.931
1962	1.944	2045	1.920	2128	2.088	2211	1.629	2294	1.917
1963	1.945	2046	2.031	2129	2.037	2212	1.610	2295	1.875
1964	2.004	2047	2.131	2130	2.012	2213	1.648	2296	1.833
1965	2.034	2048	2.159	2131	2.061	2214	1.752	2297	1.791
1966	1.989	2049	2.183	2132	2.131	2215	1.782	2298	1.792
1967	1.902	2050	2.184	2133	2.116	2216	1.794	2299	1.830
1968	1.859	2051	2.189	2134	2.024	2217	1.869	2300	1.870
1969	1.822	2052	2.163	2135	1.900	2218	1.883	2301	1.885
1970	1.791	2053	2.127	2136	1.867	2219	1.868	2302	1.838
1971	1.776	2054	2.122	2137	1.816	2220	1.833	2303	1.791
1972	1.786	2055	2.084	2138	1.803	2221	1.836	2304	1.877
1973	1.846	2056	2.046	2139	1.792	2222	1.826	2305	1.820
1974	1.969	2057	2.010	2140	1.798	2223	1.804	2306	1.812
1975	2.045	2058	2.049	2141	1.852	2224	1.761	2307	1.815
1976	2.030	2059	2.022	2142	1.962	2225	1.759	2308	1.833
1977	2.058	2060	2.108	2143	2.033	2226	1.760	2309	1.854
1978	2.044	2061	2.117	2144	2.089	2227	1.776	2310	1.810
1979	2.031	2062	2.106	2145	2.122	2228	1.798	2311	1.842
1980	2.045	2063	2.007	2146	2.125	2229	1.793	2312	1.893
1981	2.039	2064	1.948	2147	2.131	2230	1.789	2313	1.944
1982	2.002	2065	1.911	2148	2.129	2231	1.725	2314	1.950
1983	1.955	2066	1.893	2149	2.097	2232	1.676	2315	1.968
1984	1.932	2067	1.837	2150	2.077	2233	1.668	2316	1.967
1985	1.916	2068	1.825	2151	2.048	2234	1.652	2317	1.947
1986	1.933	2069	1.887	2152	1.998	2235	1.630	2318	1.939
1987	1.947	2070	1.931	2153	1.959	2236	1.652	2319	1.893
1988	2.015	2071	1.928	2154	1.941	2237	1.657	2320	1.877
1989	1.986	2072	1.981	2155	1.979	2238	1.723	2321	1.869
1990	1.931	2073	2.015	2156	2.099	2239	1.771	2322	1.856
1991	1.868	2074	2.002	2157	2.071	2240	1.762	2323	1.856
1992	1.806	2075	1.992	2158	2.016	2241	1.787	2324	1.897
1993	1.791	2076	1.993	2159	1.963	2242	1.800	2325	1.903
1994	1.769	2077	1.940	2160	1.903	2243	1.784	2326	1.837
1995	1.768	2078	1.977	2161	1.889	2244	1.776	2327	1.755
1996	1.783	2079	1.936	2162	1.883	2245	1.728	2328	1.704
1997	1.807	2080	1.938	2163	1.856	2246	1.693	2329	1.707
1998	1.943	2081	1.900	2164	1.902	2247	1.717	2330	1.666
1999	2.013	2082	1.917	2165	1.958	2248	1.671	2331	1.692
2000	2.060	2083	1.975	2166	2.047	2249	1.671	2332	1.698
2001	2.103	2084	2.053	2167	2.131	2250	1.640	2333	1.792
2002	2.121	2085	2.056	2168	2.161	2251	1.650	2334	1.875
2003	2.111	2086	1.979	2169	2.147	2252	1.721	2335	1.914
2004	2.091	2087	1.929	2170	2.147	2253	1.762	2336	1.979
2005	2.075	2088	1.861	2171	2.158	2254	1.727	2337	1.977
2006	2.004	2089	1.833	2172	2.111	2255	1.693	2338	2.039
2007	2.000	2090	1.833	2173	2.106	2256	1.644	2339	2.017
2008	1.955	2091	1.816	2174	2.100	2257	1.609	2340	2.040
2009	1.924	2092	1.799	2175	2.059	2258	1.568	2341	1.979
2010	1.925	2093	1.772	2176	2.060	2259	1.545	2342	1.939
2011	1.941	2094	1.793	2177	2.023	2260	1.569	2343	1.905
2012	2.025	2095	1.830	2178	2.010	2261	1.578	2344	1.897
2013	2.001	2096	1.858	2179	2.002	2262	1.593	2345	1.876
2014	1.951	2097	1.844	2180	2.054	2263	1.595	2346	1.883
2015	1.853	2098	1.847	2181	2.061	2264	1.582	2347	1.899
2016	1.813	2099	1.885	2182	1.982	2265	1.637	2348	1.950
2017	1.788	2100	1.899	2183	1.914	2266	1.654	2349	1.962
2018	1.740	2101	1.881	2184	1.864	2267	1.679	2350	1.902
2019	1.743	2102	1.898	2185	1.774	2268	1.648	2351	1.815
2020	1.789	2103	1.901	2186	1.744	2269	1.657	2352	1.766
2021	1.842	2104	1.927	2187	1.742	2270	1.641	2353	1.726
2022	1.946	2105	1.934	2188	1.756	2271	1.608	2354	1.682
2023	2.038	2106	1.922	2189	1.836	2272	1.554	2355	1.690
2024	2.066	2107	1.844	2190	1.899	2273	1.569	2356	1.708
2025	2.085	2108	2.027	2191	2.012	2274	1.584	2357	1.787
2026	2.098	2109	2.013	2192	2.048	2275	1.623	2358	1.871
2027	2.089	2110	1.963	2193	2.074	2276	1.700	2359	1.912
2028	2.070	2111	1.882	2194	2.072	2277	1.727	2360	1.894

Attachment 3-A

Hour	Load (MW)	Hour	Load (MW)	Hour	Load (MW)	Hour	Load (MW)	Hour	Load (MW)
2361	1.933	2444	1.722	2527	1.902	2610	1.697	2693	1.958
2362	1.981	2445	1.749	2528	1.982	2611	1.754	2694	2.004
2363	2.028	2446	1.693	2529	2.020	2612	1.798	2695	2.092
2364	2.009	2447	1.614	2530	2.039	2613	1.786	2696	2.111
2365	2.032	2448	1.585	2531	2.037	2614	1.771	2697	2.152
2366	2.012	2449	1.575	2532	2.004	2615	1.736	2698	2.121
2367	1.980	2450	1.556	2533	2.016	2616	1.705	2699	2.077
2368	1.928	2451	1.555	2534	2.018	2617	1.655	2700	2.092
2369	1.947	2452	1.590	2535	1.936	2618	1.609	2701	2.061
2370	1.896	2453	1.672	2536	1.895	2619	1.602	2702	2.038
2371	1.886	2454	1.764	2537	1.870	2620	1.693	2703	1.988
2372	1.922	2455	1.853	2538	1.884	2621	1.737	2704	1.962
2373	1.966	2456	1.877	2539	1.863	2622	1.848	2705	1.977
2374	1.920	2457	1.929	2540	1.958	2623	1.954	2706	1.977
2375	1.841	2458	1.933	2541	1.970	2624	2.012	2707	1.980
2376	1.767	2459	1.947	2542	1.889	2625	2.050	2708	2.002
2377	1.703	2460	1.945	2543	1.799	2626	2.069	2709	2.081
2378	1.665	2461	1.981	2544	1.720	2627	2.053	2710	2.033
2379	1.635	2462	1.921	2545	1.690	2628	2.020	2711	1.928
2380	1.660	2463	1.897	2546	1.651	2629	2.042	2712	1.879
2381	1.700	2464	1.877	2547	1.699	2630	2.050	2713	1.855
2382	1.804	2465	1.860	2548	1.743	2631	1.990	2714	1.814
2383	1.854	2466	1.838	2549	1.811	2632	1.947	2715	1.831
2384	1.893	2467	1.812	2550	1.893	2633	1.940	2716	1.836
2385	1.940	2468	1.860	2551	1.962	2634	1.909	2717	1.884
2386	1.954	2469	1.856	2552	1.967	2635	1.923	2718	1.936
2387	1.971	2470	1.815	2553	2.003	2636	1.980	2719	2.000
2388	1.954	2471	1.759	2554	2.069	2637	1.995	2720	2.031
2389	1.950	2472	1.710	2555	2.104	2638	1.957	2721	2.031
2390	1.904	2473	1.697	2556	2.082	2639	1.880	2722	2.054
2391	1.876	2474	1.668	2557	2.069	2640	1.809	2723	2.065
2392	1.857	2475	1.667	2558	2.057	2641	1.765	2724	2.018
2393	1.867	2476	1.675	2559	1.984	2642	1.756	2725	2.023
2394	1.816	2477	1.771	2560	1.963	2643	1.801	2726	1.986
2395	1.795	2478	1.868	2561	1.942	2644	1.820	2727	1.936
2396	1.842	2479	1.894	2562	1.941	2645	1.911	2728	1.928
2397	1.827	2480	1.893	2563	1.892	2646	2.009	2729	1.930
2398	1.838	2481	1.952	2564	1.934	2647	2.044	2730	1.917
2399	1.770	2482	1.989	2565	1.938	2648	2.051	2731	1.885
2400	1.680	2483	1.983	2566	1.898	2649	2.061	2732	1.946
2401	1.697	2484	1.937	2567	1.800	2650	2.026	2733	1.968
2402	1.659	2485	1.957	2568	1.737	2651	2.099	2734	1.939
2403	1.669	2486	1.911	2569	1.680	2652	2.098	2735	1.825
2404	1.659	2487	1.891	2570	1.627	2653	2.071	2736	1.750
2405	1.702	2488	1.841	2571	1.600	2654	2.023	2737	1.715
2406	1.747	2489	1.853	2572	1.576	2655	1.967	2738	1.688
2407	1.747	2490	1.863	2573	1.609	2656	1.928	2739	1.697
2408	1.777	2491	1.831	2574	1.622	2657	1.962	2740	1.706
2409	1.805	2492	1.857	2575	1.641	2658	1.943	2741	1.735
2410	1.804	2493	1.885	2576	1.659	2659	1.893	2742	1.762
2411	1.776	2494	1.836	2577	1.750	2660	1.957	2743	1.806
2412	1.750	2495	1.774	2578	1.779	2661	2.023	2744	1.845
2413	1.779	2496	1.716	2579	1.748	2662	1.989	2745	1.867
2414	1.734	2497	1.676	2580	1.740	2663	1.916	2746	1.917
2415	1.703	2498	1.664	2581	1.788	2664	1.822	2747	1.919
2416	1.695	2499	1.655	2582	1.760	2665	1.802	2748	1.907
2417	1.668	2500	1.715	2583	1.748	2666	1.785	2749	1.940
2418	1.708	2501	1.768	2584	1.732	2667	1.798	2750	1.906
2419	1.724	2502	1.886	2585	1.719	2668	1.855	2751	1.935
2420	1.782	2503	1.913	2586	1.761	2669	1.916	2752	1.846
2421	1.804	2504	1.936	2587	1.758	2670	2.017	2753	1.831
2422	1.748	2505	1.999	2588	1.783	2671	2.106	2754	1.810
2423	1.640	2506	2.027	2589	1.819	2672	2.129	2755	1.792
2424	1.545	2507	2.011	2590	1.774	2673	2.174	2756	1.826
2425	1.545	2508	2.029	2591	1.682	2674	2.192	2757	1.847
2426	1.543	2509	2.038	2592	1.584	2675	2.173	2758	1.808
2427	1.527	2510	1.984	2593	1.568	2676	2.176	2759	1.711
2428	1.526	2511	1.938	2594	1.525	2677	2.145	2760	1.582
2429	1.544	2512	1.878	2595	1.535	2678	2.098	2761	1.596
2430	1.561	2513	1.856	2596	1.495	2679	2.103	2762	1.608
2431	1.561	2514	1.840	2597	1.499	2680	2.080	2763	1.590
2432	1.555	2515	1.848	2598	1.548	2681	2.038	2764	1.570
2433	1.622	2516	1.903	2599	1.515	2682	2.056	2765	1.562
2434	1.633	2517	1.930	2600	1.559	2683	2.040	2766	1.581
2435	1.642	2518	1.868	2601	1.616	2684	2.103	2767	1.573
2436	1.631	2519	1.792	2602	1.628	2685	2.117	2768	1.594
2437	1.651	2520	1.728	2603	1.633	2686	2.059	2769	1.640
2438	1.630	2521	1.658	2604	1.619	2687	1.979	2770	1.614
2439	1.633	2522	1.698	2605	1.630	2688	1.904	2771	1.628
2440	1.624	2523	1.631	2606	1.667	2689	1.873	2772	1.633
2441	1.654	2524	1.660	2607	1.662	2690	1.888	2773	1.604
2442	1.618	2525	1.725	2608	1.647	2691	1.856	2774	1.604
2443	1.656	2526	1.875	2609	1.674	2692	1.880	2775	1.612

Attachment 3-A

Hour	Load (MW)	Hour	Load (MW)	Hour	Load (MW)	Hour	Load (MW)	Hour	Load (MW)
2776	1.616	2859	1.748	2942	1.867	3025	1.807	3108	1.703
2777	1.593	2860	1.776	2943	1.852	3026	1.746	3109	1.691
2778	1.584	2861	1.829	2944	1.849	3027	1.708	3110	1.700
2779	1.611	2862	1.924	2945	1.847	3028	1.691	3111	1.740
2780	1.653	2863	2.002	2946	1.860	3029	1.855	3112	1.727
2781	1.734	2864	2.041	2947	1.855	3030	1.936	3113	1.704
2782	1.704	2865	2.073	2948	1.886	3031	1.990	3114	1.701
2783	1.669	2866	2.107	2949	1.934	3032	2.072	3115	1.709
2784	1.646	2867	2.102	2950	1.918	3033	2.089	3116	1.753
2785	1.626	2868	2.090	2951	1.862	3034	2.164	3117	1.816
2786	1.623	2869	2.094	2952	1.800	3035	2.219	3118	1.774
2787	1.592	2870	2.099	2953	1.764	3036	2.264	3119	1.718
2788	1.650	2871	2.025	2954	1.727	3037	2.324	3120	1.647
2789	1.711	2872	2.014	2955	1.727	3038	2.321	3121	1.623
2790	1.800	2873	2.005	2956	1.768	3039	2.337	3122	1.603
2791	1.847	2874	1.961	2957	1.840	3040	2.318	3123	1.595
2792	1.899	2875	1.921	2958	1.918	3041	2.310	3124	1.642
2793	1.961	2876	1.945	2959	1.975	3042	2.279	3125	1.691
2794	1.979	2877	2.028	2960	2.031	3043	2.246	3126	1.791
2795	1.943	2878	2.003	2961	2.089	3044	2.225	3127	1.872
2796	1.970	2879	1.941	2962	2.126	3045	2.213	3128	1.924
2797	1.982	2880	1.893	2963	2.117	3046	2.124	3129	1.965
2798	1.934	2881	1.834	2964	2.154	3047	2.032	3130	2.037
2799	1.888	2882	1.792	2965	2.163	3048	1.919	3131	2.052
2800	1.890	2883	1.790	2966	2.144	3049	1.879	3132	2.063
2801	1.867	2884	1.779	2967	2.073	3050	1.829	3133	2.059
2802	1.879	2885	1.805	2968	2.056	3051	1.812	3134	1.980
2803	1.890	2886	1.879	2969	1.989	3052	1.841	3135	1.942
2804	1.914	2887	1.911	2970	1.973	3053	1.862	3136	1.889
2805	1.947	2888	1.925	2971	1.891	3054	1.928	3137	1.865
2806	1.891	2889	1.874	2972	1.946	3055	2.009	3138	1.870
2807	1.836	2890	1.995	2973	1.975	3056	2.093	3139	1.864
2808	1.781	2891	2.016	2974	1.949	3057	2.167	3140	1.847
2809	1.750	2892	2.002	2975	1.890	3058	2.185	3141	1.891
2810	1.745	2893	1.989	2976	1.858	3059	2.224	3142	1.823
2811	1.732	2894	1.974	2977	1.803	3060	2.260	3143	1.737
2812	1.756	2895	1.958	2978	1.799	3061	2.366	3144	1.663
2813	1.838	2896	1.928	2979	1.787	3062	2.402	3145	1.652
2814	1.900	2897	1.897	2980	1.814	3063	2.375	3146	1.654
2815	1.947	2898	1.923	2981	1.784	3064	2.298	3147	1.649
2816	1.964	2899	1.912	2982	1.898	3065	2.234	3148	1.632
2817	1.982	2900	1.952	2983	1.975	3066	2.067	3149	1.703
2818	1.992	2901	2.026	2984	2.041	3067	1.999	3150	1.844
2819	1.975	2902	1.949	2985	2.088	3068	2.014	3151	1.923
2820	1.965	2903	1.879	2986	2.117	3069	2.008	3152	1.932
2821	1.972	2904	1.813	2987	2.110	3070	1.919	3153	1.936
2822	1.968	2905	1.766	2988	2.120	3071	1.838	3154	2.016
2823	1.917	2906	1.731	2989	2.089	3072	1.781	3155	2.024
2824	1.882	2907	1.739	2990	2.058	3073	1.740	3156	1.995
2825	1.855	2908	1.744	2991	2.047	3074	1.679	3157	2.023
2826	1.812	2909	1.785	2992	2.010	3075	1.690	3158	1.983
2827	1.859	2910	1.817	2993	2.002	3076	1.664	3159	1.982
2828	1.899	2911	1.845	2994	2.006	3077	1.684	3160	1.944
2829	1.956	2912	1.872	2995	1.957	3078	1.687	3161	1.985
2830	1.941	2913	1.930	2996	1.943	3079	1.682	3162	1.970
2831	1.843	2914	1.936	2997	1.993	3080	1.728	3163	1.933
2832	1.781	2915	1.944	2998	1.932	3081	1.758	3164	1.876
2833	1.714	2916	1.913	2999	1.878	3082	1.772	3165	1.913
2834	1.729	2917	1.892	3000	1.789	3083	1.778	3166	1.945
2835	1.708	2918	1.905	3001	1.793	3084	1.775	3167	1.866
2836	1.736	2919	1.906	3002	1.753	3085	1.777	3168	1.797
2837	1.795	2920	1.860	3003	1.751	3086	1.758	3169	1.787
2838	1.896	2921	1.837	3004	1.762	3087	1.759	3170	1.747
2839	1.919	2922	1.854	3005	1.869	3088	1.734	3171	1.761
2840	1.939	2923	1.827	3006	1.937	3089	1.740	3172	1.779
2841	1.943	2924	1.842	3007	2.036	3090	1.715	3173	1.866
2842	1.985	2925	1.890	3008	2.061	3091	1.703	3174	1.924
2843	2.037	2926	1.801	3009	2.124	3092	1.742	3175	1.960
2844	2.007	2927	1.750	3010	2.166	3093	1.847	3176	2.017
2845	1.997	2928	1.710	3011	2.198	3094	1.795	3177	2.052
2846	1.987	2929	1.671	3012	2.252	3095	1.737	3178	2.010
2847	1.951	2930	1.663	3013	2.240	3096	1.683	3179	2.024
2848	1.896	2931	1.681	3014	2.223	3097	1.638	3180	2.048
2849	1.884	2932	1.675	3015	2.148	3098	1.609	3181	2.033
2850	1.855	2933	1.677	3016	2.120	3099	1.585	3182	2.004
2851	1.865	2934	1.689	3017	2.109	3100	1.551	3183	2.002
2852	1.911	2935	1.657	3018	2.053	3101	1.548	3184	1.946
2853	1.963	2936	1.739	3019	2.055	3102	1.581	3185	1.929
2854	1.865	2937	1.737	3020	2.071	3103	1.584	3186	1.930
2855	1.816	2938	1.807	3021	2.133	3104	1.597	3187	1.926
2856	1.775	2939	1.784	3022	2.046	3105	1.617	3188	1.943
2857	1.748	2940	1.801	3023	1.934	3106	1.678	3189	2.045
2858	1.704	2941	1.848	3024	1.810	3107	1.671	3190	1.983

Attachment 3-A

Hour	Load (MW)	Hour	Load (MW)	Hour	Load (MW)	Hour	Load (MW)	Hour	Load (MW)
3191	1.906	3274	1.857	3357	2.006	3440	1.570	3523	2.159
3192	1.867	3275	1.918	3358	1.997	3441	1.630	3524	2.142
3193	1.852	3276	1.936	3359	1.893	3442	1.667	3525	2.110
3194	1.790	3277	1.947	3360	1.770	3443	1.704	3526	2.025
3195	1.794	3278	2.007	3361	1.728	3444	1.708	3527	1.936
3196	1.816	3279	2.040	3362	1.715	3445	1.731	3528	1.860
3197	1.910	3280	2.067	3363	1.711	3446	1.742	3529	1.806
3198	2.002	3281	2.079	3364	1.699	3447	1.782	3530	1.716
3199	2.068	3282	2.059	3365	1.784	3448	1.815	3531	1.699
3200	2.123	3283	2.068	3366	1.880	3449	1.787	3532	1.725
3201	2.100	3284	2.049	3367	1.933	3450	1.789	3533	1.763
3202	2.121	3285	2.096	3368	1.977	3451	1.789	3534	1.821
3203	2.148	3286	2.091	3369	2.059	3452	1.812	3535	1.910
3204	2.157	3287	2.030	3370	2.110	3453	1.861	3536	2.012
3205	2.158	3288	1.964	3371	2.091	3454	1.851	3537	2.112
3206	2.118	3289	1.894	3372	2.044	3455	1.770	3538	2.162
3207	2.042	3290	1.853	3373	2.006	3456	1.697	3539	2.226
3208	1.990	3291	1.812	3374	2.009	3457	1.619	3540	2.233
3209	1.974	3292	1.860	3375	2.009	3458	1.601	3541	2.294
3210	1.933	3293	1.903	3376	1.938	3459	1.583	3542	2.342
3211	1.958	3294	2.011	3377	1.943	3460	1.563	3543	2.370
3212	2.012	3295	2.115	3378	1.909	3461	1.591	3544	2.369
3213	2.072	3296	2.221	3379	1.893	3462	1.585	3545	2.341
3214	1.995	3297	2.300	3380	1.880	3463	1.588	3546	2.298
3215	1.923	3298	2.338	3381	1.935	3464	1.618	3547	2.267
3216	1.881	3299	2.389	3382	1.871	3465	1.716	3548	2.190
3217	1.815	3300	2.436	3383	1.784	3466	1.779	3549	2.242
3218	1.788	3301	2.495	3384	1.734	3467	1.830	3550	2.206
3219	1.751	3302	2.538	3385	1.664	3468	1.895	3551	2.052
3220	1.765	3303	2.504	3386	1.640	3469	1.912	3552	1.935
3221	1.833	3304	2.435	3387	1.628	3470	1.913	3553	1.864
3222	1.937	3305	2.386	3388	1.660	3471	1.927	3554	1.825
3223	1.871	3306	2.320	3389	1.698	3472	1.936	3555	1.788
3224	2.022	3307	2.231	3390	1.771	3473	1.938	3556	1.786
3225	2.019	3308	2.181	3391	1.834	3474	1.943	3557	1.830
3226	2.116	3309	2.192	3392	1.853	3475	1.958	3558	1.898
3227	2.138	3310	2.094	3393	1.913	3476	1.965	3559	1.957
3228	2.134	3311	1.948	3394	1.951	3477	1.987	3560	2.070
3229	2.066	3312	1.926	3395	1.963	3478	1.948	3561	2.165
3230	2.117	3313	1.826	3396	1.952	3479	1.870	3562	2.262
3231	2.145	3314	1.785	3397	1.940	3480	1.813	3563	2.371
3232	2.163	3315	1.775	3398	1.932	3481	1.742	3564	2.421
3233	2.133	3316	1.801	3399	1.900	3482	1.729	3565	2.410
3234	2.104	3317	1.810	3400	1.934	3483	1.711	3566	2.449
3235	2.065	3318	1.893	3401	1.898	3484	1.717	3567	2.420
3236	2.057	3319	1.944	3402	1.872	3485	1.806	3568	2.442
3237	2.058	3320	1.907	3403	1.848	3486	1.947	3569	2.421
3238	1.973	3321	1.948	3404	1.878	3487	2.006	3570	2.384
3239	1.893	3322	1.994	3405	1.911	3488	2.093	3571	2.291
3240	1.815	3323	2.038	3406	1.868	3489	2.156	3572	2.277
3241	1.773	3324	2.031	3407	1.777	3490	2.186	3573	2.250
3242	1.764	3325	2.060	3408	1.722	3491	2.277	3574	2.199
3243	1.715	3326	1.996	3409	1.655	3492	2.333	3575	2.066
3244	1.751	3327	1.953	3410	1.611	3493	2.321	3576	1.952
3245	1.770	3328	1.934	3411	1.594	3494	2.323	3577	1.888
3246	1.811	3329	1.920	3412	1.600	3495	2.277	3578	1.791
3247	1.822	3330	1.878	3413	1.611	3496	2.268	3579	1.794
3248	1.859	3331	1.864	3414	1.586	3497	2.275	3580	1.791
3249	1.901	3332	1.864	3415	1.595	3498	2.261	3581	1.805
3250	1.980	3333	1.878	3416	1.659	3499	2.237	3582	1.796
3251	1.997	3334	1.829	3417	1.686	3500	2.202	3583	1.814
3252	2.021	3335	1.799	3418	1.752	3501	2.162	3584	1.844
3253	2.030	3336	1.766	3419	1.770	3502	2.137	3585	1.891
3254	2.016	3337	1.708	3420	1.756	3503	2.028	3586	1.953
3255	1.999	3338	1.685	3421	1.774	3504	1.938	3587	1.968
3256	2.022	3339	1.683	3422	1.788	3505	1.923	3588	1.945
3257	2.047	3340	1.714	3423	1.801	3506	1.847	3589	1.945
3258	2.018	3341	1.788	3424	1.837	3507	1.843	3590	1.962
3259	2.017	3342	1.836	3425	1.828	3508	1.837	3591	1.911
3260	2.000	3343	1.918	3426	1.806	3509	1.876	3592	1.861
3261	2.030	3344	1.952	3427	1.849	3510	1.938	3593	1.840
3262	2.023	3345	1.969	3428	1.808	3511	2.027	3594	1.849
3263	1.955	3346	1.986	3429	1.826	3512	2.164	3595	1.823
3264	1.880	3347	2.013	3430	1.780	3513	2.189	3596	1.805
3265	1.827	3348	1.979	3431	1.717	3514	2.208	3597	1.792
3266	1.786	3349	1.947	3432	1.666	3515	2.257	3598	1.822
3267	1.761	3350	1.930	3433	1.556	3516	2.301	3599	1.737
3268	1.721	3351	1.938	3434	1.575	3517	2.323	3600	1.716
3269	1.725	3352	1.948	3435	1.538	3518	2.275	3601	1.657
3270	1.720	3353	1.846	3436	1.526	3519	2.310	3602	1.664
3271	1.716	3354	1.932	3437	1.502	3520	2.283	3603	1.652
3272	1.735	3355	1.961	3438	1.486	3521	2.261	3604	1.654
3273	1.806	3356	1.964	3439	1.508	3522	2.183	3605	1.612

Attachment 3-A

Hour	Load (MW)	Hour	Load (MW)	Hour	Load (MW)	Hour	Load (MW)	Hour	Load (MW)
3606	1.661	3689	2.132	3772	1.536	3855	2.651	3938	1.882
3607	1.636	3690	2.143	3773	1.521	3856	2.659	3939	1.815
3608	1.654	3691	2.107	3774	1.527	3857	2.632	3940	1.784
3609	1.685	3692	2.105	3775	1.520	3858	2.588	3941	1.784
3610	1.686	3693	2.105	3776	1.558	3859	2.561	3942	1.758
3611	1.687	3694	2.069	3777	1.601	3860	2.484	3943	1.803
3612	1.730	3695	1.944	3778	1.704	3861	2.417	3944	1.862
3613	1.732	3696	1.856	3779	1.755	3862	2.342	3945	1.966
3614	1.713	3697	1.787	3780	1.768	3863	2.196	3946	1.954
3615	1.684	3698	1.725	3781	1.763	3864	2.047	3947	2.058
3616	1.669	3699	1.731	3782	1.831	3865	1.981	3948	2.166
3617	1.707	3700	1.742	3783	1.815	3866	1.971	3949	2.251
3618	1.697	3701	1.750	3784	1.802	3867	1.955	3950	2.257
3619	1.729	3702	1.790	3785	1.872	3868	1.972	3951	2.269
3620	1.761	3703	1.900	3786	1.902	3869	1.956	3952	2.307
3621	1.826	3704	1.999	3787	1.917	3870	2.000	3953	2.347
3622	1.791	3705	2.104	3788	1.889	3871	2.045	3954	2.353
3623	1.713	3706	2.121	3789	1.903	3872	2.100	3955	2.311
3624	1.659	3707	2.212	3790	1.828	3873	2.166	3956	2.238
3625	1.655	3708	2.255	3791	1.768	3874	2.227	3957	2.236
3626	1.641	3709	2.266	3792	1.715	3875	2.264	3958	2.149
3627	1.663	3710	2.270	3793	1.666	3876	2.364	3959	2.032
3628	1.657	3711	2.260	3794	1.629	3877	2.447	3960	1.926
3629	1.735	3712	2.232	3795	1.618	3878	2.495	3961	1.883
3630	1.813	3713	2.187	3796	1.628	3879	2.506	3962	1.837
3631	1.881	3714	2.177	3797	1.682	3880	2.479	3963	1.791
3632	1.893	3715	2.150	3798	1.788	3881	2.387	3964	1.781
3633	1.942	3716	2.180	3799	1.848	3882	2.295	3965	1.865
3634	1.978	3717	2.232	3800	1.943	3883	2.253	3966	1.911
3635	2.006	3718	2.185	3801	2.002	3884	2.183	3967	2.024
3636	1.988	3719	2.045	3802	2.038	3885	2.216	3968	2.142
3637	1.998	3720	1.921	3803	2.116	3886	2.195	3969	2.197
3638	1.954	3721	1.875	3804	2.177	3887	2.127	3970	2.288
3639	1.962	3722	1.851	3805	2.236	3888	2.018	3971	2.337
3640	1.909	3723	1.800	3806	2.276	3889	1.880	3972	2.413
3641	1.853	3724	1.791	3807	2.263	3890	1.847	3973	2.385
3642	1.895	3725	1.760	3808	2.238	3891	1.823	3974	2.393
3643	1.863	3726	1.833	3809	2.179	3892	1.817	3975	2.384
3644	1.881	3727	1.960	3810	2.091	3893	1.920	3976	2.336
3645	1.943	3728	2.025	3811	2.011	3894	1.940	3977	2.346
3646	1.893	3729	2.087	3812	1.989	3895	2.019	3978	2.345
3647	1.803	3730	2.123	3813	1.997	3896	2.117	3979	2.334
3648	1.712	3731	2.176	3814	1.932	3897	2.274	3980	2.321
3649	1.677	3732	2.179	3815	1.830	3898	2.322	3981	2.264
3650	1.670	3733	2.173	3816	1.729	3899	2.349	3982	2.161
3651	1.635	3734	2.151	3817	1.669	3900	2.303	3983	2.062
3652	1.651	3735	2.112	3818	1.654	3901	2.288	3984	1.959
3653	1.700	3736	2.082	3819	1.632	3902	2.243	3985	1.883
3654	1.750	3737	2.034	3820	1.662	3903	2.230	3986	1.835
3655	1.798	3738	1.997	3821	1.721	3904	2.125	3987	1.783
3656	1.879	3739	1.975	3822	1.739	3905	2.077	3988	1.764
3657	1.912	3740	1.963	3823	1.827	3906	2.047	3989	1.826
3658	1.953	3741	1.965	3824	1.857	3907	2.012	3990	1.864
3659	1.918	3742	1.919	3825	1.882	3908	1.974	3991	1.922
3660	1.965	3743	1.862	3826	1.940	3909	1.966	3992	2.029
3661	1.988	3744	1.797	3827	1.977	3910	1.958	3993	2.073
3662	1.995	3745	1.732	3828	2.028	3911	1.877	3994	2.127
3663	1.949	3746	1.706	3829	2.085	3912	1.798	3995	2.148
3664	1.908	3747	1.682	3830	2.145	3913	1.768	3996	2.184
3665	1.895	3748	1.665	3831	2.153	3914	1.692	3997	2.213
3666	1.858	3749	1.669	3832	2.143	3915	1.684	3998	2.222
3667	1.843	3750	1.686	3833	2.186	3916	1.671	3999	2.206
3668	1.819	3751	1.674	3834	2.204	3917	1.713	4000	2.153
3669	1.869	3752	1.719	3835	2.206	3918	1.704	4001	2.131
3670	1.838	3753	1.767	3836	2.202	3919	1.726	4002	2.088
3671	1.766	3754	1.830	3837	2.212	3920	1.779	4003	2.047
3672	1.672	3755	1.862	3838	2.185	3921	1.897	4004	2.006
3673	1.638	3756	1.870	3839	2.059	3922	1.961	4005	2.008
3674	1.654	3757	1.846	3840	1.952	3923	2.085	4006	1.961
3675	1.650	3758	1.871	3841	1.886	3924	2.197	4007	1.882
3676	1.692	3759	1.897	3842	1.790	3925	2.271	4008	1.807
3677	1.749	3760	1.889	3843	1.769	3926	2.339	4009	1.768
3678	1.805	3761	1.937	3844	1.760	3927	2.387	4010	1.751
3679	1.882	3762	1.950	3845	1.861	3928	2.467	4011	1.768
3680	1.905	3763	1.922	3846	1.932	3929	2.503	4012	1.802
3681	1.963	3764	1.893	3847	2.006	3930	2.388	4013	1.876
3682	2.000	3765	1.859	3848	2.016	3931	2.342	4014	1.919
3683	2.045	3766	1.849	3849	2.154	3932	2.213	4015	1.880
3684	2.096	3767	1.751	3850	2.252	3933	2.287	4016	2.009
3685	2.083	3768	1.667	3851	2.388	3934	2.225	4017	2.082
3686	2.090	3769	1.589	3852	2.487	3935	2.084	4018	2.091
3687	2.072	3770	1.550	3853	2.572	3936	2.007	4019	2.128
3688	2.044	3771	1.572	3854	2.628	3937	1.948	4020	2.120

Attachment 3-A

Hour	Load (MW)	Hour	Load (MW)	Hour	Load (MW)	Hour	Load (MW)	Hour	Load (MW)
4021	2.142	4104	2.028	4187	2.170	4270	1.928	4353	1.977
4022	2.142	4105	1.951	4188	2.273	4271	1.854	4354	2.023
4023	2.100	4106	1.868	4189	2.343	4272	1.770	4355	2.083
4024	2.063	4107	1.778	4190	2.330	4273	1.729	4356	2.128
4025	2.042	4108	1.739	4191	2.322	4274	1.665	4357	2.126
4026	2.027	4109	1.740	4192	2.301	4275	1.632	4358	2.109
4027	2.022	4110	1.755	4193	2.319	4276	1.598	4359	2.092
4028	2.010	4111	1.713	4194	2.314	4277	1.636	4360	2.040
4029	2.066	4112	1.753	4195	2.320	4278	1.593	4361	2.053
4030	1.995	4113	1.883	4196	2.317	4279	1.584	4362	2.035
4031	1.902	4114	1.954	4197	2.290	4280	1.660	4363	1.991
4032	1.866	4115	2.048	4198	2.226	4281	1.763	4364	1.962
4033	1.814	4116	2.117	4199	2.130	4282	1.828	4365	1.975
4034	1.786	4117	2.166	4200	1.978	4283	1.902	4366	1.972
4035	1.786	4118	2.190	4201	1.917	4284	1.891	4367	1.847
4036	1.802	4119	2.236	4202	1.891	4285	1.887	4368	1.797
4037	1.844	4120	2.315	4203	1.862	4286	1.953	4369	1.778
4038	1.915	4121	2.343	4204	1.893	4287	1.987	4370	1.767
4039	2.021	4122	2.315	4205	1.946	4288	2.004	4371	1.722
4040	2.108	4123	2.261	4206	2.026	4289	1.952	4372	1.729
4041	2.194	4124	2.193	4207	2.063	4290	1.955	4373	1.766
4042	2.275	4125	2.189	4208	2.109	4291	1.930	4374	1.830
4043	2.400	4126	2.143	4209	2.193	4292	1.910	4375	1.870
4044	2.479	4127	2.030	4210	2.293	4293	1.932	4376	1.923
4045	2.590	4128	1.922	4211	2.336	4294	1.891	4377	1.971
4046	2.594	4129	1.819	4212	2.436	4295	1.802	4378	2.045
4047	2.562	4130	1.773	4213	2.536	4296	1.756	4379	2.082
4048	2.543	4131	1.777	4214	2.543	4297	1.731	4380	2.067
4049	2.469	4132	1.758	4215	2.461	4298	1.700	4381	2.127
4050	2.390	4133	1.841	4216	2.449	4299	1.679	4382	2.138
4051	2.324	4134	1.942	4217	2.391	4300	1.677	4383	2.117
4052	2.267	4135	2.043	4218	2.356	4301	1.728	4384	2.121
4053	2.246	4136	2.147	4219	2.318	4302	1.803	4385	2.132
4054	2.187	4137	2.239	4220	2.273	4303	1.912	4386	2.080
4055	2.053	4138	2.414	4221	2.250	4304	1.958	4387	2.044
4056	1.917	4139	2.443	4222	2.192	4305	2.007	4388	1.985
4057	1.868	4140	2.463	4223	2.057	4306	2.063	4389	1.991
4058	1.829	4141	2.491	4224	1.960	4307	2.069	4390	1.977
4059	1.790	4142	2.459	4225	1.911	4308	2.082	4391	1.862
4060	1.783	4143	2.491	4226	1.887	4309	2.078	4392	1.807
4061	1.826	4144	2.556	4227	1.832	4310	2.109	4393	1.729
4062	1.915	4145	2.547	4228	1.867	4311	2.075	4394	1.716
4063	1.970	4146	2.531	4229	1.857	4312	2.071	4395	1.669
4064	2.046	4147	2.514	4230	1.929	4313	2.087	4396	1.613
4065	2.131	4148	2.496	4231	2.020	4314	2.114	4397	1.621
4066	2.189	4149	2.530	4232	2.082	4315	2.103	4398	1.654
4067	2.191	4150	2.498	4233	2.141	4316	2.056	4399	1.640
4068	2.216	4151	2.405	4234	2.172	4317	2.086	4400	1.682
4069	2.233	4152	2.215	4235	2.270	4318	2.050	4401	1.736
4070	2.228	4153	2.084	4236	2.246	4319	1.991	4402	1.805
4071	2.150	4154	2.026	4237	2.258	4320	1.872	4403	1.817
4072	2.142	4155	1.978	4238	2.225	4321	1.788	4404	1.860
4073	2.109	4156	1.965	4239	2.172	4322	1.727	4405	1.922
4074	2.102	4157	1.999	4240	2.116	4323	1.703	4406	1.933
4075	2.046	4158	2.002	4241	2.141	4324	1.707	4407	2.000
4076	2.048	4159	2.050	4242	2.100	4325	1.766	4408	2.019
4077	2.085	4160	2.138	4243	2.036	4326	1.802	4409	2.020
4078	2.030	4161	2.214	4244	2.062	4327	1.870	4410	2.047
4079	1.881	4162	2.285	4245	2.111	4328	1.941	4411	1.995
4080	1.863	4163	2.269	4246	2.060	4329	1.980	4412	1.885
4081	1.825	4164	2.303	4247	1.994	4330	2.044	4413	1.889
4082	1.798	4165	2.359	4248	1.910	4331	2.111	4414	1.874
4083	1.778	4166	2.399	4249	1.822	4332	2.204	4415	1.773
4084	1.734	4167	2.382	4250	1.780	4333	2.246	4416	1.700
4085	1.757	4168	2.365	4251	1.787	4334	2.293	4417	1.648
4086	1.778	4169	2.395	4252	1.757	4335	2.266	4418	1.583
4087	1.774	4170	2.390	4253	1.752	4336	2.235	4419	1.554
4088	1.775	4171	2.332	4254	1.750	4337	2.242	4420	1.521
4089	1.866	4172	2.253	4255	1.758	4338	2.197	4421	1.535
4090	1.935	4173	2.209	4256	1.779	4339	2.090	4422	1.484
4091	2.008	4174	2.157	4257	1.867	4340	2.032	4423	1.463
4092	2.056	4175	1.991	4258	1.934	4341	2.015	4424	1.495
4093	2.063	4176	1.892	4259	1.937	4342	1.984	4425	1.606
4094	2.118	4177	1.778	4260	1.917	4343	1.890	4426	1.675
4095	2.164	4178	1.719	4261	1.935	4344	1.807	4427	1.753
4096	2.196	4179	1.725	4262	1.940	4345	1.759	4428	1.811
4097	2.266	4180	1.721	4263	1.926	4346	1.695	4429	1.898
4098	2.268	4181	1.804	4264	1.930	4347	1.692	4430	1.952
4099	2.230	4182	1.845	4265	1.945	4348	1.680	4431	2.002
4100	2.205	4183	1.810	4266	1.928	4349	1.692	4432	2.035
4101	2.209	4184	2.037	4267	1.943	4350	1.782	4433	2.025
4102	2.177	4185	2.123	4268	1.918	4351	1.860	4434	2.014
4103	2.099	4186	2.142	4269	1.894	4352	1.893	4435	1.988

Attachment 3-A

Hour	Load (MW)	Hour	Load (MW)	Hour	Load (MW)	Hour	Load (MW)	Hour	Load (MW)
4436	1.930	4519	1.893	4602	2.119	4685	1.749	4768	2.735
4437	1.896	4520	1.929	4603	2.051	4686	1.805	4769	2.686
4438	1.846	4521	2.013	4604	2.054	4687	1.871	4770	2.603
4439	1.789	4522	2.085	4605	2.047	4688	1.960	4771	2.516
4440	1.768	4523	2.067	4606	2.068	4689	2.041	4772	2.412
4441	1.715	4524	2.047	4607	1.980	4690	2.130	4773	2.397
4442	1.664	4525	2.047	4608	1.886	4691	2.201	4774	2.371
4443	1.619	4526	2.079	4609	1.805	4692	2.214	4775	2.307
4444	1.565	4527	2.053	4610	1.782	4693	2.254	4776	2.167
4445	1.549	4528	1.997	4611	1.763	4694	2.298	4777	2.099
4446	1.518	4529	2.004	4612	1.712	4695	2.306	4778	2.081
4447	1.543	4530	2.002	4613	1.716	4696	2.267	4779	1.987
4448	1.591	4531	1.967	4614	1.686	4697	2.281	4780	1.985
4449	1.697	4532	1.980	4615	1.692	4698	2.263	4781	1.991
4450	1.813	4533	2.041	4616	1.730	4699	2.165	4782	1.961
4451	1.947	4534	2.013	4617	1.826	4700	2.120	4783	1.942
4452	2.028	4535	1.943	4618	1.895	4701	2.091	4784	2.045
4453	2.102	4536	1.905	4619	1.981	4702	2.060	4785	2.139
4454	2.104	4537	1.826	4620	2.063	4703	1.943	4786	2.214
4455	2.142	4538	1.820	4621	2.104	4704	1.827	4787	2.311
4456	2.208	4539	1.800	4622	2.142	4705	1.810	4788	2.416
4457	2.227	4540	1.817	4623	2.194	4706	1.746	4789	2.509
4458	2.309	4541	1.842	4624	2.166	4707	1.725	4790	2.547
4459	2.292	4542	1.955	4625	2.221	4708	1.721	4791	2.588
4460	2.167	4543	2.033	4626	2.251	4709	1.780	4792	2.580
4461	2.156	4544	2.069	4627	2.224	4710	1.860	4793	2.572
4462	2.140	4545	2.117	4628	2.211	4711	1.915	4794	2.584
4463	2.012	4546	2.126	4629	2.176	4712	2.021	4795	2.470
4464	1.901	4547	2.160	4630	2.155	4713	2.110	4796	2.407
4465	1.815	4548	2.199	4631	2.040	4714	2.157	4797	2.351
4466	1.756	4549	2.256	4632	1.930	4715	2.149	4798	2.303
4467	1.738	4550	2.272	4633	1.846	4716	2.137	4799	2.246
4468	1.745	4551	2.209	4634	1.824	4717	2.195	4800	2.145
4469	1.785	4552	2.193	4635	1.796	4718	2.180	4801	2.081
4470	1.812	4553	2.200	4636	1.798	4719	2.181	4802	2.007
4471	1.920	4554	2.184	4637	1.848	4720	2.207	4803	1.908
4472	2.011	4555	2.177	4638	1.938	4721	2.196	4804	1.830
4473	2.165	4556	2.140	4639	1.998	4722	2.193	4805	1.841
4474	2.255	4557	2.132	4640	2.059	4723	2.187	4806	1.880
4475	2.347	4558	2.143	4641	2.167	4724	2.196	4807	1.930
4476	2.495	4559	2.027	4642	2.183	4725	2.196	4808	2.074
4477	2.589	4560	1.937	4643	2.222	4726	2.130	4809	2.221
4478	2.614	4561	1.903	4644	2.286	4727	2.077	4810	2.326
4479	2.654	4562	1.844	4645	2.363	4728	1.987	4811	2.438
4480	2.651	4563	1.828	4646	2.426	4729	1.929	4812	2.538
4481	2.612	4564	1.843	4647	2.480	4730	1.847	4813	2.603
4482	2.519	4565	1.872	4648	2.524	4731	1.910	4814	2.645
4483	2.481	4566	1.927	4649	2.595	4732	1.872	4815	2.675
4484	2.392	4567	1.982	4650	2.573	4733	1.991	4816	2.638
4485	2.470	4568	2.062	4651	2.567	4734	2.050	4817	2.607
4486	2.428	4569	2.132	4652	2.563	4735	2.122	4818	2.529
4487	2.295	4570	2.174	4653	2.485	4736	2.218	4819	2.464
4488	2.210	4571	2.241	4654	2.376	4737	2.351	4820	2.405
4489	2.123	4572	2.291	4655	2.230	4738	2.534	4821	2.396
4490	2.013	4573	2.271	4656	2.097	4739	2.667	4822	2.334
4491	1.981	4574	2.292	4657	1.995	4740	2.797	4823	2.209
4492	2.008	4575	2.327	4658	1.916	4741	2.827	4824	2.057
4493	2.044	4576	2.321	4659	1.861	4742	2.890	4825	1.928
4494	2.107	4577	2.339	4660	1.785	4743	2.890	4826	1.834
4495	2.130	4578	2.340	4661	1.872	4744	2.913	4827	1.832
4496	2.146	4579	2.329	4662	1.912	4745	2.887	4828	1.828
4497	2.178	4580	2.263	4663	2.013	4746	2.847	4829	1.876
4498	2.196	4581	2.241	4664	2.122	4747	2.738	4830	1.940
4499	2.175	4582	2.184	4665	2.245	4748	2.621	4831	2.014
4500	2.190	4583	2.066	4666	2.325	4749	2.566	4832	2.124
4501	2.212	4584	1.946	4667	2.376	4750	2.462	4833	2.233
4502	2.200	4585	1.863	4668	2.381	4751	2.319	4834	2.326
4503	2.164	4586	1.794	4669	2.399	4752	2.159	4835	2.385
4504	2.146	4587	1.810	4670	2.432	4753	2.108	4836	2.420
4505	2.097	4588	1.785	4671	2.442	4754	2.020	4837	2.449
4506	2.032	4589	1.818	4672	2.422	4755	1.955	4838	2.445
4507	2.023	4590	1.795	4673	2.347	4756	1.895	4839	2.451
4508	1.961	4591	1.757	4674	2.226	4757	1.870	4840	2.453
4509	1.956	4592	1.834	4675	2.164	4758	1.892	4841	2.481
4510	1.956	4593	1.908	4676	2.079	4759	1.946	4842	2.457
4511	1.873	4594	1.997	4677	2.040	4760	2.104	4843	2.430
4512	1.763	4595	2.050	4678	2.003	4761	2.248	4844	2.352
4513	1.758	4596	2.111	4679	1.919	4762	2.384	4845	2.283
4514	1.728	4597	2.144	4680	1.811	4763	2.510	4846	2.233
4515	1.690	4598	2.184	4681	1.734	4764	2.595	4847	2.108
4516	1.719	4599	2.179	4682	1.719	4765	2.614	4848	1.953
4517	1.797	4600	2.169	4683	1.679	4766	2.696	4849	1.892
4518	1.840	4601	2.156	4684	1.696	4767	2.733	4850	1.798

Attachment 3-A

Hour	Load (MW)	Hour	Load (MW)	Hour	Load (MW)	Hour	Load (MW)	Hour	Load (MW)
4851	1.762	4934	2.559	5017	2.255	5100	2.223	5183	2.081
4852	1.776	4935	2.609	5018	2.121	5101	2.267	5184	1.951
4853	1.866	4936	2.638	5019	2.074	5102	2.316	5185	1.873
4854	1.931	4937	2.664	5020	2.080	5103	2.345	5186	1.809
4855	2.048	4938	2.659	5021	2.157	5104	2.378	5187	1.765
4856	2.185	4939	2.549	5022	2.229	5105	2.418	5188	1.768
4857	2.261	4940	2.474	5023	2.267	5106	2.422	5189	1.827
4858	2.385	4941	2.438	5024	2.350	5107	2.349	5190	1.910
4859	2.531	4942	2.345	5025	2.429	5108	2.263	5191	1.947
4860	2.545	4943	2.228	5026	2.570	5109	2.221	5192	2.055
4861	2.576	4944	2.085	5027	2.705	5110	2.186	5193	2.130
4862	2.587	4945	1.956	5028	2.750	5111	2.069	5194	2.204
4863	2.555	4946	1.824	5029	2.776	5112	1.953	5195	2.308
4864	2.569	4947	1.811	5030	2.890	5113	1.873	5196	2.342
4865	2.569	4948	1.797	5031	2.917	5114	1.811	5197	2.469
4866	2.515	4949	1.773	5032	2.920	5115	1.769	5198	2.517
4867	2.448	4950	1.745	5033	2.887	5116	1.756	5199	2.502
4868	2.373	4951	1.713	5034	2.849	5117	1.757	5200	2.488
4869	2.349	4952	1.799	5035	2.742	5118	1.724	5201	2.444
4870	2.317	4953	1.954	5036	2.629	5119	1.698	5202	2.446
4871	2.129	4954	2.176	5037	2.556	5120	1.816	5203	2.365
4872	2.018	4955	2.298	5038	2.475	5121	1.953	5204	2.300
4873	1.957	4956	2.360	5039	2.327	5122	2.057	5205	2.300
4874	1.911	4957	2.386	5040	2.172	5123	2.228	5206	2.194
4875	1.861	4958	2.353	5041	2.098	5124	2.379	5207	2.056
4876	1.901	4959	2.354	5042	2.000	5125	2.472	5208	1.950
4877	1.939	4960	2.423	5043	1.927	5126	2.524	5209	1.949
4878	2.013	4961	2.392	5044	1.826	5127	2.557	5210	1.860
4879	2.110	4962	2.340	5045	2.024	5128	2.544	5211	1.847
4880	2.159	4963	2.316	5046	2.097	5129	2.538	5212	1.845
4881	2.248	4964	2.303	5047	2.161	5130	2.578	5213	1.892
4882	2.396	4965	2.275	5048	2.226	5131	2.547	5214	1.975
4883	2.489	4966	2.231	5049	2.349	5132	2.509	5215	1.994
4884	2.576	4967	2.156	5050	2.447	5133	2.445	5216	2.051
4885	2.642	4968	2.011	5051	2.569	5134	2.389	5217	2.177
4886	2.672	4969	1.937	5052	2.661	5135	2.308	5218	2.250
4887	2.686	4970	1.854	5053	2.702	5136	2.161	5219	2.334
4888	2.707	4971	1.839	5054	2.753	5137	1.968	5220	2.431
4889	2.698	4972	1.844	5055	2.780	5138	1.832	5221	2.467
4890	2.667	4973	1.891	5056	2.821	5139	1.812	5222	2.525
4891	2.664	4974	1.902	5057	2.773	5140	1.812	5223	2.555
4892	2.570	4975	2.004	5058	2.752	5141	1.806	5224	2.569
4893	2.535	4976	2.140	5059	2.736	5142	1.893	5225	2.519
4894	2.471	4977	2.291	5060	2.636	5143	1.900	5226	2.502
4895	2.308	4978	2.465	5061	2.577	5144	2.024	5227	2.450
4896	2.155	4979	2.582	5062	2.478	5145	2.151	5228	2.368
4897	2.017	4980	2.664	5063	2.310	5146	2.277	5229	2.367
4898	1.962	4981	2.725	5064	2.168	5147	2.401	5230	2.276
4899	1.905	4982	2.783	5065	2.099	5148	2.444	5231	2.126
4900	1.907	4983	2.805	5066	2.037	5149	2.517	5232	2.035
4901	1.964	4984	2.806	5067	1.963	5150	2.563	5233	1.974
4902	2.026	4985	2.804	5068	1.964	5151	2.582	5234	1.896
4903	2.093	4986	2.776	5069	1.988	5152	2.554	5235	1.867
4904	2.189	4987	2.694	5070	2.026	5153	2.560	5236	1.852
4905	2.244	4988	2.596	5071	2.090	5154	2.573	5237	1.920
4906	2.414	4989	2.572	5072	2.186	5155	2.521	5238	1.994
4907	2.505	4990	2.438	5073	2.282	5156	2.473	5239	2.013
4908	2.565	4991	2.285	5074	2.402	5157	2.353	5240	2.095
4909	2.637	4992	2.160	5075	2.501	5158	2.241	5241	2.217
4910	2.698	4993	2.064	5076	2.593	5159	2.141	5242	2.317
4911	2.701	4994	1.997	5077	2.685	5160	2.019	5243	2.380
4912	2.721	4995	1.918	5078	2.701	5161	1.886	5244	2.460
4913	2.708	4996	1.926	5079	2.675	5162	1.824	5245	2.531
4914	2.615	4997	1.968	5080	2.761	5163	1.796	5246	2.572
4915	2.597	4998	2.023	5081	2.737	5164	1.781	5247	2.554
4916	2.517	4999	2.097	5082	2.680	5165	1.864	5248	2.520
4917	2.476	5000	2.156	5083	2.638	5166	1.933	5249	2.545
4918	2.426	5001	2.278	5084	2.502	5167	1.960	5250	2.498
4919	2.238	5002	2.424	5085	2.410	5168	2.030	5251	2.441
4920	2.118	5003	2.566	5086	2.324	5169	2.111	5252	2.312
4921	2.033	5004	2.698	5087	2.102	5170	2.203	5253	2.314
4922	1.953	5005	2.804	5088	1.952	5171	2.298	5254	2.300
4923	1.919	5006	2.850	5089	1.867	5172	2.335	5255	2.151
4924	1.859	5007	2.912	5090	1.760	5173	2.411	5256	2.027
4925	1.900	5008	2.909	5091	1.769	5174	2.457	5257	1.928
4926	1.877	5009	2.893	5092	1.778	5175	2.491	5258	1.900
4927	1.914	5010	2.881	5093	1.695	5176	2.495	5259	1.864
4928	2.003	5011	2.862	5094	1.719	5177	2.445	5260	1.781
4929	2.117	5012	2.773	5095	1.736	5178	2.400	5261	1.796
4930	2.194	5013	2.704	5096	1.791	5179	2.372	5262	1.813
4931	2.310	5014	2.636	5097	1.962	5180	2.294	5263	1.821
4932	2.444	5015	2.420	5098	2.059	5181	2.241	5264	1.897
4933	2.541	5016	2.308	5099	2.184	5182	2.210	5265	2.011

Attachment 3-A

Hour	Load (MW)	Hour	Load (MW)	Hour	Load (MW)	Hour	Load (MW)	Hour	Load (MW)
5266	2.166	5349	2.230	5432	1.854	5515	2.400	5598	1.716
5267	2.288	5350	2.144	5433	1.956	5516	2.407	5599	1.724
5268	2.338	5351	2.022	5434	2.097	5517	2.394	5600	1.729
5269	2.406	5352	1.916	5435	2.213	5518	2.268	5601	1.833
5270	2.432	5353	1.853	5436	2.344	5519	2.115	5602	1.890
5271	2.410	5354	1.821	5437	2.422	5520	2.032	5603	1.927
5272	2.334	5355	1.791	5438	2.510	5521	1.932	5604	2.019
5273	2.364	5356	1.801	5439	2.535	5522	1.863	5605	2.066
5274	2.317	5357	1.897	5440	2.563	5523	1.822	5606	2.126
5275	2.236	5358	1.910	5441	2.508	5524	1.841	5607	2.146
5276	2.162	5359	1.921	5442	2.414	5525	1.928	5608	2.161
5277	2.170	5360	2.028	5443	2.266	5526	2.005	5609	2.197
5278	2.106	5361	2.108	5444	2.178	5527	2.108	5610	2.157
5279	1.986	5362	2.180	5445	2.223	5528	2.191	5611	2.097
5280	1.881	5363	2.231	5446	2.193	5529	2.247	5612	2.005
5281	1.817	5364	2.298	5447	2.048	5530	2.395	5613	1.998
5282	1.733	5365	2.364	5448	1.956	5531	2.398	5614	1.919
5283	1.688	5366	2.381	5449	1.873	5532	2.395	5615	1.812
5284	1.709	5367	2.337	5450	1.830	5533	2.369	5616	1.734
5285	1.682	5368	2.333	5451	1.758	5534	2.365	5617	1.713
5286	1.695	5369	2.361	5452	1.743	5535	2.403	5618	1.643
5287	1.686	5370	2.337	5453	1.744	5536	2.400	5619	1.600
5288	1.737	5371	2.303	5454	1.748	5537	2.382	5620	1.544
5289	1.752	5372	2.223	5455	1.731	5538	2.337	5621	1.592
5290	1.828	5373	2.191	5456	1.831	5539	2.252	5622	1.613
5291	1.861	5374	2.147	5457	1.912	5540	2.271	5623	1.588
5292	1.919	5375	2.010	5458	2.063	5541	2.240	5624	1.651
5293	1.980	5376	1.922	5459	2.219	5542	2.116	5625	1.714
5294	1.971	5377	1.831	5460	2.352	5543	1.920	5626	1.812
5295	1.999	5378	1.798	5461	2.431	5544	1.840	5627	1.870
5296	2.034	5379	1.785	5462	2.502	5545	1.787	5628	1.951
5297	2.041	5380	1.773	5463	2.558	5546	1.747	5629	1.952
5298	2.031	5381	1.817	5464	2.625	5547	1.726	5630	1.975
5299	2.013	5382	1.927	5465	2.659	5548	1.743	5631	1.970
5300	1.999	5383	2.010	5466	2.596	5549	1.795	5632	1.966
5301	2.029	5384	2.018	5467	2.523	5550	1.897	5633	1.995
5302	2.007	5385	2.053	5468	2.433	5551	1.950	5634	1.985
5303	1.941	5386	2.181	5469	2.418	5552	1.996	5635	1.952
5304	1.842	5387	2.303	5470	2.321	5553	2.102	5636	1.920
5305	1.788	5388	2.388	5471	2.184	5554	2.122	5637	1.908
5306	1.721	5389	2.477	5472	2.051	5555	2.159	5638	1.820
5307	1.679	5390	2.536	5473	1.979	5556	2.176	5639	1.761
5308	1.715	5391	2.609	5474	1.887	5557	2.157	5640	1.713
5309	1.774	5392	2.621	5475	1.826	5558	2.134	5641	1.661
5310	1.861	5393	2.554	5476	1.781	5559	2.124	5642	1.622
5311	1.929	5394	2.509	5477	1.798	5560	2.140	5643	1.584
5312	2.032	5395	2.451	5478	1.953	5561	2.136	5644	1.588
5313	2.132	5396	2.412	5479	2.032	5562	2.089	5645	1.666
5314	2.211	5397	2.464	5480	2.112	5563	2.059	5646	1.748
5315	2.283	5398	2.355	5481	2.241	5564	2.077	5647	1.818
5316	2.366	5399	2.223	5482	2.365	5565	2.105	5648	1.877
5317	2.482	5400	2.063	5483	2.544	5566	1.997	5649	1.922
5318	2.536	5401	1.965	5484	2.632	5567	1.925	5650	1.987
5319	2.491	5402	1.923	5485	2.646	5568	1.829	5651	2.083
5320	2.440	5403	1.868	5486	2.665	5569	1.782	5652	2.097
5321	2.397	5404	1.878	5487	2.616	5570	1.751	5653	2.101
5322	2.284	5405	1.909	5488	2.509	5571	1.739	5654	2.098
5323	2.245	5406	1.980	5489	2.436	5572	1.763	5655	2.094
5324	2.182	5407	2.094	5490	2.408	5573	1.820	5656	2.109
5325	2.194	5408	2.135	5491	2.314	5574	1.882	5657	2.090
5326	2.145	5409	2.243	5492	2.298	5575	1.916	5658	1.998
5327	2.058	5410	2.297	5493	2.229	5576	1.967	5659	1.970
5328	1.953	5411	2.387	5494	2.112	5577	2.032	5660	2.019
5329	1.881	5412	2.554	5495	1.969	5578	2.103	5661	2.025
5330	1.846	5413	2.622	5496	1.884	5579	2.169	5662	1.955
5331	1.836	5414	2.694	5497	1.816	5580	2.211	5663	1.871
5332	1.846	5415	2.700	5498	1.779	5581	2.226	5664	1.709
5333	1.919	5416	2.728	5499	1.745	5582	2.286	5665	1.688
5334	1.984	5417	2.797	5500	1.770	5583	2.317	5666	1.670
5335	2.059	5418	2.779	5501	1.850	5584	2.309	5667	1.640
5336	2.148	5419	2.662	5502	1.959	5585	2.324	5668	1.642
5337	2.205	5420	2.599	5503	2.025	5586	2.324	5669	1.720
5338	2.314	5421	2.599	5504	2.078	5587	2.285	5670	1.820
5339	2.372	5422	2.481	5505	2.119	5588	2.200	5671	1.892
5340	2.448	5423	2.305	5506	2.202	5589	2.209	5672	1.841
5341	2.500	5424	2.136	5507	2.295	5590	2.129	5673	1.881
5342	2.537	5425	2.033	5508	2.396	5591	1.944	5674	1.923
5343	2.519	5426	1.948	5509	2.487	5592	1.862	5675	1.951
5344	2.521	5427	1.837	5510	2.541	5593	1.822	5676	1.972
5345	2.485	5428	1.779	5511	2.538	5594	1.747	5677	1.990
5346	2.419	5429	1.793	5512	2.522	5595	1.708	5678	1.975
5347	2.393	5430	1.815	5513	2.502	5596	1.725	5679	1.965
5348	2.272	5431	1.790	5514	2.458	5597	1.719	5680	1.969

Attachment 3-A

Hour	Load (MW)	Hour	Load (MW)	Hour	Load (MW)	Hour	Load (MW)	Hour	Load (MW)
5681	1.956	5764	1.724	5847	2.696	5930	1.927	6013	2.788
5682	1.923	5765	1.744	5848	2.743	5931	1.898	6014	2.779
5683	1.900	5766	1.756	5849	2.762	5932	1.825	6015	2.631
5684	1.925	5767	1.763	5850	2.753	5933	1.861	6016	2.512
5685	1.910	5768	1.802	5851	2.686	5934	1.835	6017	2.438
5686	1.867	5769	1.832	5852	2.697	5935	1.878	6018	2.382
5687	1.769	5770	1.933	5853	2.671	5936	1.914	6019	2.358
5688	1.728	5771	1.945	5854	2.493	5937	1.972	6020	2.378
5689	1.663	5772	1.963	5855	2.329	5938	2.062	6021	2.353
5690	1.630	5773	1.988	5856	2.229	5939	2.035	6022	2.243
5691	1.594	5774	2.034	5857	2.159	5940	2.044	6023	2.096
5692	1.633	5775	1.987	5858	2.060	5941	2.043	6024	2.011
5693	1.672	5776	2.004	5859	2.022	5942	2.077	6025	1.916
5694	1.767	5777	1.983	5860	1.975	5943	2.187	6026	1.864
5695	1.852	5778	2.011	5861	2.035	5944	2.259	6027	1.847
5696	1.882	5779	2.025	5862	2.119	5945	2.307	6028	1.817
5697	1.934	5780	2.005	5863	2.202	5946	2.333	6029	1.838
5698	2.050	5781	1.973	5864	2.356	5947	2.291	6030	1.943
5699	2.090	5782	1.956	5865	2.420	5948	2.245	6031	2.038
5700	2.092	5783	1.849	5866	2.526	5949	2.266	6032	2.070
5701	2.110	5784	1.788	5867	2.649	5950	2.155	6033	2.129
5702	2.096	5785	1.714	5868	2.822	5951	2.045	6034	2.176
5703	2.044	5786	1.664	5869	2.955	5952	1.945	6035	2.275
5704	2.034	5787	1.646	5870	2.995	5953	1.883	6036	2.304
5705	2.028	5788	1.602	5871	3.050	5954	1.789	6037	2.337
5706	1.982	5789	1.583	5872	3.045	5955	1.746	6038	2.352
5707	1.991	5790	1.608	5873	3.020	5956	1.749	6039	2.343
5708	2.039	5791	1.614	5874	2.899	5957	1.712	6040	2.382
5709	2.121	5792	1.654	5875	2.819	5958	1.728	6041	2.362
5710	2.049	5793	1.757	5876	2.811	5959	1.718	6042	2.359
5711	1.951	5794	1.808	5877	2.696	5960	1.790	6043	2.302
5712	1.935	5795	1.876	5878	2.560	5961	1.915	6044	2.265
5713	1.912	5796	1.968	5879	2.388	5962	2.058	6045	2.188
5714	1.815	5797	1.996	5880	2.192	5963	2.185	6046	2.071
5715	1.853	5798	2.019	5881	2.060	5964	2.282	6047	1.968
5716	1.856	5799	2.070	5882	2.040	5965	2.401	6048	1.909
5717	1.961	5800	2.095	5883	2.000	5966	2.521	6049	1.843
5718	1.998	5801	2.155	5884	2.022	5967	2.597	6050	1.790
5719	2.076	5802	2.163	5885	2.049	5968	2.621	6051	1.780
5720	2.159	5803	2.133	5886	2.152	5969	2.579	6052	1.771
5721	2.186	5804	2.161	5887	2.251	5970	2.524	6053	1.830
5722	2.181	5805	2.121	5888	2.323	5971	2.474	6054	1.932
5723	2.198	5806	2.019	5889	2.494	5972	2.421	6055	2.009
5724	2.211	5807	1.910	5890	2.593	5973	2.363	6056	2.066
5725	2.227	5808	1.843	5891	2.736	5974	2.241	6057	2.127
5726	2.219	5809	1.794	5892	2.851	5975	2.087	6058	2.191
5727	2.203	5810	1.740	5893	2.881	5976	2.020	6059	2.254
5728	2.161	5811	1.714	5894	2.952	5977	1.941	6060	2.279
5729	2.110	5812	1.719	5895	2.984	5978	1.854	6061	2.330
5730	2.115	5813	1.806	5896	3.019	5979	1.827	6062	2.349
5731	2.086	5814	1.897	5897	3.006	5980	1.847	6063	2.324
5732	2.096	5815	2.000	5898	2.950	5981	1.822	6064	2.263
5733	2.086	5816	2.041	5899	2.879	5982	1.827	6065	2.194
5734	1.986	5817	2.168	5900	2.819	5983	1.809	6066	2.177
5735	1.929	5818	2.242	5901	2.769	5984	1.855	6067	2.159
5736	1.850	5819	2.301	5902	2.569	5985	1.916	6068	2.200
5737	1.806	5820	2.468	5903	2.374	5986	2.048	6069	2.167
5738	1.772	5821	2.589	5904	2.270	5987	2.187	6070	2.102
5739	1.753	5822	2.667	5905	2.161	5988	2.376	6071	2.027
5740	1.786	5823	2.693	5906	2.094	5989	2.470	6072	1.919
5741	1.830	5824	2.632	5907	2.045	5990	2.546	6073	1.859
5742	1.920	5825	2.649	5908	2.013	5991	2.549	6074	1.857
5743	1.967	5826	2.591	5909	2.069	5992	2.530	6075	1.795
5744	2.058	5827	2.529	5910	2.114	5993	2.492	6076	1.792
5745	2.093	5828	2.519	5911	2.219	5994	2.421	6077	1.908
5746	2.144	5829	2.472	5912	2.270	5995	2.401	6078	2.022
5747	2.166	5830	2.365	5913	2.344	5996	2.437	6079	2.070
5748	2.197	5831	2.200	5914	2.477	5997	2.411	6080	2.133
5749	2.215	5832	2.050	5915	2.594	5998	2.294	6081	2.225
5750	2.234	5833	1.930	5916	2.712	5999	2.187	6082	2.251
5751	2.228	5834	1.861	5917	2.758	6000	2.080	6083	2.248
5752	2.205	5835	1.811	5918	2.776	6001	2.002	6084	2.235
5753	2.162	5836	1.795	5919	2.775	6002	1.988	6085	2.196
5754	2.061	5837	1.845	5920	2.744	6003	1.971	6086	2.205
5755	2.072	5838	1.946	5921	2.734	6004	1.977	6087	2.177
5756	2.098	5839	2.055	5922	2.670	6005	2.038	6088	2.090
5757	2.109	5840	2.113	5923	2.568	6006	2.130	6089	2.068
5758	2.052	5841	2.217	5924	2.507	6007	2.239	6090	2.057
5759	1.968	5842	2.361	5925	2.491	6008	2.242	6091	2.037
5760	1.875	5843	2.467	5926	2.366	6009	2.376	6092	2.071
5761	1.825	5844	2.567	5927	2.203	6010	2.501	6093	2.013
5762	1.770	5845	2.603	5928	2.048	6011	2.617	6094	1.955
5763	1.747	5846	2.641	5929	1.967	6012	2.721	6095	1.880

Attachment 3-A

Hour	Load (MW)	Hour	Load (MW)	Hour	Load (MW)	Hour	Load (MW)	Hour	Load (MW)
6096	1.768	6179	2.073	6262	2.128	6345	1.915	6428	2.150
6097	1.737	6180	2.145	6263	1.992	6346	1.991	6429	2.107
6098	1.715	6181	2.168	6264	1.873	6347	2.050	6430	2.048
6099	1.683	6182	2.209	6265	1.821	6348	2.094	6431	1.914
6100	1.669	6183	2.224	6266	1.772	6349	2.130	6432	1.824
6101	1.689	6184	2.213	6267	1.749	6350	2.168	6433	1.758
6102	1.719	6185	2.186	6268	1.712	6351	2.174	6434	1.693
6103	1.733	6186	2.150	6269	1.750	6352	2.123	6435	1.699
6104	1.758	6187	2.111	6270	1.748	6353	2.107	6436	1.671
6105	1.851	6188	2.157	6271	1.769	6354	2.036	6437	1.699
6106	1.840	6189	2.088	6272	1.791	6355	1.978	6438	1.729
6107	1.839	6190	1.999	6273	1.822	6356	2.063	6439	1.749
6108	1.836	6191	1.853	6274	1.826	6357	2.017	6440	1.765
6109	1.816	6192	1.789	6275	1.840	6358	1.982	6441	1.815
6110	1.804	6193	1.715	6276	1.846	6359	1.893	6442	1.842
6111	1.799	6194	1.678	6277	1.825	6360	1.771	6443	1.831
6112	1.808	6195	1.658	6278	1.845	6361	1.699	6444	1.913
6113	1.739	6196	1.685	6279	1.853	6362	1.690	6445	1.940
6114	1.703	6197	1.745	6280	1.854	6363	1.659	6446	1.949
6115	1.682	6198	1.819	6281	1.824	6364	1.697	6447	1.979
6116	1.730	6199	1.892	6282	1.856	6365	1.734	6448	1.989
6117	1.738	6200	1.908	6283	1.821	6366	1.780	6449	1.988
6118	1.709	6201	2.001	6284	1.855	6367	1.870	6450	1.947
6119	1.632	6202	2.082	6285	1.790	6368	1.927	6451	2.014
6120	1.541	6203	2.128	6286	1.720	6369	2.039	6452	2.095
6121	1.517	6204	2.156	6287	1.659	6370	2.078	6453	2.049
6122	1.527	6205	2.245	6288	1.584	6371	2.165	6454	1.999
6123	1.499	6206	2.260	6289	1.546	6372	2.165	6455	1.931
6124	1.460	6207	2.260	6290	1.505	6373	2.204	6456	1.803
6125	1.469	6208	2.288	6291	1.492	6374	2.245	6457	1.757
6126	1.502	6209	2.274	6292	1.483	6375	2.249	6458	1.757
6127	1.502	6210	2.217	6293	1.494	6376	2.239	6459	1.733
6128	1.515	6211	2.172	6294	1.502	6377	2.190	6460	1.715
6129	1.539	6212	2.192	6295	1.493	6378	2.151	6461	1.731
6130	1.597	6213	2.158	6296	1.485	6379	2.116	6462	1.701
6131	1.612	6214	2.045	6297	1.591	6380	2.119	6463	1.705
6132	1.644	6215	1.922	6298	1.622	6381	2.086	6464	1.728
6133	1.671	6216	1.844	6299	1.626	6382	1.994	6465	1.785
6134	1.655	6217	1.789	6300	1.659	6383	1.896	6466	1.824
6135	1.647	6218	1.761	6301	1.673	6384	1.818	6467	1.835
6136	1.659	6219	1.737	6302	1.685	6385	1.756	6468	1.869
6137	1.659	6220	1.739	6303	1.691	6386	1.755	6469	1.898
6138	1.662	6221	1.763	6304	1.744	6387	1.720	6470	1.926
6139	1.678	6222	1.887	6305	1.750	6388	1.718	6471	1.921
6140	1.755	6223	1.973	6306	1.718	6389	1.778	6472	1.888
6141	1.743	6224	2.044	6307	1.752	6390	1.876	6473	1.977
6142	1.668	6225	2.067	6308	1.803	6391	1.973	6474	1.958
6143	1.620	6226	2.105	6309	1.777	6392	1.988	6475	2.026
6144	1.601	6227	2.167	6310	1.697	6393	2.036	6476	2.020
6145	1.570	6228	2.270	6311	1.648	6394	2.112	6477	1.944
6146	1.563	6229	2.330	6312	1.602	6395	2.163	6478	1.912
6147	1.567	6230	2.386	6313	1.576	6396	2.152	6479	1.786
6148	1.586	6231	2.427	6314	1.551	6397	2.201	6480	1.700
6149	1.630	6232	2.438	6315	1.548	6398	2.253	6481	1.730
6150	1.733	6233	2.414	6316	1.577	6399	2.243	6482	1.705
6151	1.864	6234	2.362	6317	1.642	6400	2.166	6483	1.671
6152	1.894	6235	2.308	6318	1.741	6401	2.147	6484	1.712
6153	1.916	6236	2.330	6319	1.843	6402	2.126	6485	1.815
6154	1.964	6237	2.287	6320	1.869	6403	2.086	6486	1.901
6155	2.008	6238	2.214	6321	1.892	6404	2.149	6487	2.052
6156	2.011	6239	2.086	6322	1.928	6405	2.101	6488	2.083
6157	1.981	6240	1.958	6323	1.970	6406	2.063	6489	2.144
6158	2.007	6241	1.889	6324	2.015	6407	1.968	6490	2.189
6159	1.990	6242	1.846	6325	2.047	6408	1.848	6491	2.192
6160	1.998	6243	1.816	6326	2.041	6409	1.795	6492	2.240
6161	2.023	6244	1.832	6327	2.051	6410	1.767	6493	2.311
6162	2.016	6245	1.890	6328	2.010	6411	1.755	6494	2.359
6163	1.986	6246	1.993	6329	2.028	6412	1.751	6495	2.351
6164	2.058	6247	2.079	6330	1.992	6413	1.785	6496	2.309
6165	1.999	6248	2.137	6331	1.966	6414	1.867	6497	2.239
6166	1.918	6249	2.186	6332	2.017	6415	1.963	6498	2.206
6167	1.827	6250	2.232	6333	2.011	6416	2.051	6499	2.255
6168	1.746	6251	2.302	6334	1.924	6417	2.074	6500	2.248
6169	1.666	6252	2.375	6335	1.816	6418	2.131	6501	2.194
6170	1.652	6253	2.349	6336	1.720	6419	2.174	6502	2.104
6171	1.629	6254	2.374	6337	1.669	6420	2.192	6503	2.013
6172	1.666	6255	2.376	6338	1.648	6421	2.218	6504	1.910
6173	1.722	6256	2.324	6339	1.631	6422	2.279	6505	1.843
6174	1.822	6257	2.324	6340	1.652	6423	2.314	6506	1.822
6175	1.896	6258	2.300	6341	1.694	6424	2.268	6507	1.767
6176	1.879	6259	2.235	6342	1.817	6425	2.255	6508	1.805
6177	1.950	6260	2.195	6343	1.888	6426	2.167	6509	1.878
6178	2.014	6261	2.198	6344	1.839	6427	2.136	6510	1.987

Attachment 3-A

Hour	Load (MW)	Hour	Load (MW)	Hour	Load (MW)	Hour	Load (MW)	Hour	Load (MW)
6511	2.029	6594	1.891	6677	1.727	6760	1.891	6843	1.489
6512	2.052	6595	1.935	6678	1.849	6761	1.892	6844	1.509
6513	2.120	6596	1.981	6679	1.954	6762	1.892	6845	1.596
6514	2.145	6597	1.927	6680	2.001	6763	1.902	6846	1.702
6515	2.187	6598	1.880	6681	2.003	6764	1.936	6847	1.809
6516	2.146	6599	1.785	6682	2.015	6765	1.897	6848	1.843
6517	2.153	6600	1.750	6683	2.052	6766	1.837	6849	1.911
6518	2.095	6601	1.688	6684	2.019	6767	1.728	6850	1.978
6519	2.021	6602	1.639	6685	2.024	6768	1.642	6851	1.995
6520	1.980	6603	1.619	6686	1.996	6769	1.618	6852	1.992
6521	1.929	6604	1.612	6687	1.945	6770	1.600	6853	2.002
6522	1.887	6605	1.672	6688	1.895	6771	1.568	6854	2.000
6523	1.938	6606	1.697	6689	1.877	6772	1.566	6855	1.974
6524	1.954	6607	1.727	6690	1.867	6773	1.589	6856	1.940
6525	1.920	6608	1.726	6691	1.947	6774	1.626	6857	1.919
6526	1.841	6609	1.779	6692	1.955	6775	1.631	6858	1.893
6527	1.774	6610	1.805	6693	1.921	6776	1.617	6859	1.971
6528	1.718	6611	1.800	6694	1.846	6777	1.686	6860	2.002
6529	1.682	6612	1.809	6695	1.779	6778	1.695	6861	1.916
6530	1.664	6613	1.790	6696	1.717	6779	1.701	6862	1.913
6531	1.663	6614	1.764	6697	1.663	6780	1.682	6863	1.811
6532	1.638	6615	1.727	6698	1.639	6781	1.678	6864	1.725
6533	1.693	6616	1.702	6699	1.635	6782	1.686	6865	1.645
6534	1.790	6617	1.764	6700	1.655	6783	1.664	6866	1.622
6535	1.869	6618	1.743	6701	1.736	6784	1.660	6867	1.590
6536	1.874	6619	1.779	6702	1.842	6785	1.663	6868	1.603
6537	1.903	6620	1.837	6703	1.952	6786	1.695	6869	1.670
6538	1.926	6621	1.805	6704	1.951	6787	1.748	6870	1.763
6539	1.927	6622	1.757	6705	1.990	6788	1.734	6871	1.856
6540	1.945	6623	1.724	6706	2.035	6789	1.699	6872	1.861
6541	1.915	6624	1.658	6707	2.041	6790	1.656	6873	1.879
6542	1.907	6625	1.597	6708	2.074	6791	1.580	6874	1.884
6543	1.896	6626	1.546	6709	2.054	6792	1.527	6875	1.888
6544	1.861	6627	1.553	6710	2.052	6793	1.497	6876	1.886
6545	1.862	6628	1.528	6711	2.029	6794	1.489	6877	1.892
6546	1.833	6629	1.494	6712	1.989	6795	1.483	6878	1.890
6547	1.851	6630	1.527	6713	1.925	6796	1.472	6879	1.859
6548	1.922	6631	1.542	6714	1.915	6797	1.486	6880	1.855
6549	1.842	6632	1.597	6715	1.971	6798	1.492	6881	1.815
6550	1.794	6633	1.623	6716	1.987	6799	1.518	6882	1.826
6551	1.700	6634	1.676	6717	1.974	6800	1.517	6883	1.909
6552	1.624	6635	1.694	6718	1.917	6801	1.531	6884	1.942
6553	1.609	6636	1.710	6719	1.845	6802	1.557	6885	1.877
6554	1.560	6637	1.684	6720	1.777	6803	1.580	6886	1.821
6555	1.551	6638	1.690	6721	1.764	6804	1.610	6887	1.734
6556	1.564	6639	1.676	6722	1.719	6805	1.608	6888	1.647
6557	1.642	6640	1.693	6723	1.710	6806	1.638	6889	1.665
6558	1.778	6641	1.706	6724	1.714	6807	1.661	6890	1.638
6559	1.869	6642	1.724	6725	1.801	6808	1.663	6891	1.628
6560	1.890	6643	1.766	6726	1.878	6809	1.691	6892	1.640
6561	1.899	6644	1.806	6727	1.966	6810	1.712	6893	1.696
6562	1.953	6645	1.763	6728	2.001	6811	1.800	6894	1.799
6563	1.950	6646	1.736	6729	2.013	6812	1.843	6895	1.927
6564	1.928	6647	1.676	6730	2.038	6813	1.802	6896	1.925
6565	1.938	6648	1.625	6731	2.065	6814	1.738	6897	1.937
6566	1.948	6649	1.624	6732	2.055	6815	1.650	6898	1.939
6567	1.915	6650	1.607	6733	2.083	6816	1.581	6899	1.961
6568	1.887	6651	1.630	6734	2.085	6817	1.550	6900	2.001
6569	1.880	6652	1.622	6735	2.082	6818	1.511	6901	2.023
6570	1.838	6653	1.672	6736	2.033	6819	1.517	6902	2.019
6571	1.892	6654	1.776	6737	2.027	6820	1.558	6903	1.985
6572	1.927	6655	1.863	6738	2.010	6821	1.621	6904	1.937
6573	1.888	6656	1.905	6739	2.064	6822	1.730	6905	1.941
6574	1.818	6657	1.944	6740	2.074	6823	1.805	6906	1.902
6575	1.743	6658	1.945	6741	2.065	6824	1.797	6907	1.925
6576	1.679	6659	1.990	6742	2.009	6825	1.842	6908	1.911
6577	1.654	6660	1.948	6743	1.895	6826	1.896	6909	1.882
6578	1.641	6661	1.919	6744	1.786	6827	1.928	6910	1.851
6579	1.649	6662	1.938	6745	1.751	6828	1.944	6911	1.780
6580	1.693	6663	1.902	6746	1.729	6829	1.948	6912	1.753
6581	1.766	6664	1.870	6747	1.709	6830	1.891	6913	1.748
6582	1.825	6665	1.845	6748	1.718	6831	1.871	6914	1.693
6583	1.949	6666	1.827	6749	1.783	6832	1.819	6915	1.669
6584	1.919	6667	1.901	6750	1.859	6833	1.756	6916	1.721
6585	1.921	6668	1.928	6751	1.950	6834	1.741	6917	1.794
6586	1.929	6669	1.814	6752	1.895	6835	1.805	6918	1.900
6587	1.915	6670	1.843	6753	2.034	6836	1.812	6919	2.003
6588	1.940	6671	1.785	6754	2.023	6837	1.780	6920	2.015
6589	1.956	6672	1.719	6755	2.012	6838	1.717	6921	2.111
6590	1.980	6673	1.685	6756	2.022	6839	1.610	6922	2.122
6591	1.911	6674	1.637	6757	2.014	6840	1.543	6923	2.094
6592	1.875	6675	1.615	6758	1.998	6841	1.509	6924	2.113
6593	1.907	6676	1.677	6759	1.961	6842	1.482	6925	2.096

Attachment 3-A

Hour	Load (MW)	Hour	Load (MW)	Hour	Load (MW)	Hour	Load (MW)	Hour	Load (MW)
6926	2.005	7009	1.790	7092	2.071	7175	1.719	7258	2.008
6927	1.996	7010	1.775	7093	2.118	7176	1.702	7259	2.017
6928	1.932	7011	1.781	7094	2.072	7177	1.649	7260	1.980
6929	1.919	7012	1.823	7095	2.023	7178	1.617	7261	1.964
6930	1.898	7013	1.882	7096	2.012	7179	1.593	7262	1.956
6931	2.003	7014	1.964	7097	1.934	7180	1.625	7263	1.925
6932	1.987	7015	2.050	7098	1.977	7181	1.697	7264	1.888
6933	1.965	7016	2.021	7099	1.989	7182	1.787	7265	1.870
6934	1.920	7017	2.033	7100	1.927	7183	1.853	7266	1.865
6935	1.825	7018	2.056	7101	1.936	7184	1.880	7267	1.905
6936	1.751	7019	2.070	7102	1.878	7185	1.855	7268	1.904
6937	1.742	7020	2.102	7103	1.764	7186	1.856	7269	1.923
6938	1.723	7021	2.116	7104	1.676	7187	1.857	7270	1.886
6939	1.733	7022	2.121	7105	1.660	7188	1.851	7271	1.798
6940	1.702	7023	2.097	7106	1.649	7189	1.859	7272	1.743
6941	1.718	7024	2.070	7107	1.644	7190	1.841	7273	1.694
6942	1.769	7025	2.051	7108	1.646	7191	1.807	7274	1.673
6943	1.802	7026	2.061	7109	1.656	7192	1.806	7275	1.661
6944	1.822	7027	2.128	7110	1.701	7193	1.815	7276	1.653
6945	1.839	7028	2.105	7111	1.757	7194	1.846	7277	1.656
6946	1.844	7029	2.075	7112	1.789	7195	1.911	7278	1.673
6947	1.849	7030	2.028	7113	1.807	7196	1.896	7279	1.739
6948	1.862	7031	1.916	7114	1.830	7197	1.872	7280	1.798
6949	1.818	7032	1.835	7115	1.842	7198	1.824	7281	1.802
6950	1.836	7033	1.775	7116	1.833	7199	1.744	7282	1.830
6951	1.815	7034	1.796	7117	1.845	7200	1.705	7283	1.854
6952	1.809	7035	1.715	7118	1.849	7201	1.690	7284	1.841
6953	1.785	7036	1.747	7119	1.804	7202	1.694	7285	1.816
6954	1.800	7037	1.819	7120	1.814	7203	1.635	7286	1.791
6955	1.860	7038	1.818	7121	1.772	7204	1.631	7287	1.747
6956	1.889	7039	2.087	7122	1.799	7205	1.696	7288	1.735
6957	1.826	7040	2.097	7123	1.817	7206	1.808	7289	1.733
6958	1.747	7041	2.111	7124	1.808	7207	1.920	7290	1.742
6959	1.732	7042	2.132	7125	1.785	7208	1.980	7291	1.784
6960	1.686	7043	2.139	7126	1.714	7209	1.972	7292	1.825
6961	1.672	7044	2.160	7127	1.610	7210	1.989	7293	1.796
6962	1.639	7045	2.170	7128	1.576	7211	1.996	7294	1.716
6963	1.611	7046	2.160	7129	1.521	7212	1.967	7295	1.663
6964	1.617	7047	2.161	7130	1.480	7213	1.950	7296	1.650
6965	1.646	7048	2.116	7131	1.471	7214	1.976	7297	1.584
6966	1.615	7049	2.057	7132	1.476	7215	1.934	7298	1.611
6967	1.665	7050	2.096	7133	1.505	7216	1.897	7299	1.526
6968	1.658	7051	2.178	7134	1.588	7217	1.897	7300	1.513
6969	1.694	7052	2.175	7135	1.598	7218	1.933	7301	1.516
6970	1.697	7053	2.162	7136	1.578	7219	1.952	7302	1.517
6971	1.710	7054	2.058	7137	1.571	7220	1.965	7303	1.553
6972	1.687	7055	1.948	7138	1.571	7221	1.960	7304	1.564
6973	1.670	7056	1.863	7139	1.568	7222	1.902	7305	1.535
6974	1.693	7057	1.839	7140	1.547	7223	1.825	7306	1.509
6975	1.635	7058	1.776	7141	1.627	7224	1.779	7307	1.518
6976	1.608	7059	1.768	7142	1.619	7225	1.742	7308	1.575
6977	1.646	7060	1.742	7143	1.614	7226	1.721	7309	1.581
6978	1.692	7061	1.854	7144	1.592	7227	1.720	7310	1.576
6979	1.819	7062	1.993	7145	1.610	7228	1.729	7311	1.588
6980	1.803	7063	2.017	7146	1.632	7229	1.789	7312	1.584
6981	1.806	7064	2.077	7147	1.734	7230	1.888	7313	1.594
6982	1.763	7065	2.125	7148	1.725	7231	1.989	7314	1.645
6983	1.717	7066	2.091	7149	1.680	7232	2.010	7315	1.749
6984	1.685	7067	2.091	7150	1.669	7233	2.012	7316	1.734
6985	1.687	7068	2.093	7151	1.653	7234	2.073	7317	1.733
6986	1.672	7069	2.100	7152	1.630	7235	2.063	7318	1.720
6987	1.688	7070	2.084	7153	1.590	7236	2.018	7319	1.678
6988	1.708	7071	2.125	7154	1.566	7237	2.041	7320	1.661
6989	1.793	7072	2.107	7155	1.555	7238	1.987	7321	1.609
6990	1.898	7073	2.077	7156	1.609	7239	1.958	7322	1.571
6991	2.058	7074	2.079	7157	1.681	7240	1.941	7323	1.574
6992	2.085	7075	2.179	7158	1.791	7241	1.922	7324	1.562
6993	2.106	7076	2.140	7159	1.888	7242	1.944	7325	1.591
6994	2.106	7077	2.095	7160	1.889	7243	1.962	7326	1.653
6995	2.092	7078	2.043	7161	1.884	7244	1.969	7327	1.759
6996	2.038	7079	1.969	7162	1.920	7245	1.937	7328	1.825
6997	2.024	7080	1.909	7163	1.873	7246	1.891	7329	1.867
6998	2.005	7081	1.857	7164	1.888	7247	1.832	7330	1.898
6999	1.963	7082	1.774	7165	1.924	7248	1.725	7331	1.926
7000	2.006	7083	1.764	7166	1.879	7249	1.689	7332	1.926
7001	1.978	7084	1.774	7167	1.849	7250	1.663	7333	1.924
7002	1.969	7085	1.860	7168	1.822	7251	1.685	7334	1.922
7003	2.059	7086	1.905	7169	1.816	7252	1.699	7335	1.915
7004	2.045	7087	2.011	7170	1.817	7253	1.715	7336	1.845
7005	2.030	7088	2.017	7171	1.895	7254	1.836	7337	1.823
7006	2.002	7089	2.076	7172	1.882	7255	1.900	7338	1.832
7007	1.891	7090	2.126	7173	1.885	7256	1.980	7339	1.907
7008	1.838	7091	2.106	7174	1.837	7257	2.021	7340	1.882

Attachment 3-A

Hour	Load (MW)	Hour	Load (MW)	Hour	Load (MW)	Hour	Load (MW)	Hour	Load (MW)
7341	1.864	7424	1.966	7507	1.935	7590	1.832	7673	1.973
7342	1.801	7425	2.023	7508	1.937	7591	1.928	7674	2.026
7343	1.744	7426	2.047	7509	1.946	7592	1.984	7675	2.013
7344	1.704	7427	2.046	7510	1.916	7593	2.014	7676	2.005
7345	1.606	7428	2.024	7511	1.850	7594	2.052	7677	2.007
7346	1.575	7429	2.014	7512	1.777	7595	2.085	7678	1.997
7347	1.571	7430	1.991	7513	1.713	7596	2.041	7679	1.864
7348	1.564	7431	2.036	7514	1.676	7597	2.004	7680	1.834
7349	1.599	7432	1.996	7515	1.677	7598	2.033	7681	1.797
7350	1.660	7433	1.948	7516	1.657	7599	1.974	7682	1.763
7351	1.767	7434	1.971	7517	1.679	7600	1.952	7683	1.731
7352	1.847	7435	2.032	7518	1.744	7601	1.936	7684	1.728
7353	1.864	7436	1.988	7519	1.892	7602	1.984	7685	1.736
7354	1.911	7437	1.951	7520	1.919	7603	2.028	7686	1.793
7355	1.929	7438	1.903	7521	1.907	7604	2.022	7687	1.863
7356	1.934	7439	1.824	7522	1.950	7605	2.011	7688	1.943
7357	1.969	7440	1.806	7523	1.951	7606	1.992	7689	1.910
7358	1.951	7441	1.733	7524	1.948	7607	1.935	7690	1.930
7359	1.931	7442	1.666	7525	1.926	7608	1.817	7691	1.947
7360	1.906	7443	1.641	7526	1.917	7609	1.757	7692	1.939
7361	1.850	7444	1.619	7527	1.917	7610	1.701	7693	1.948
7362	1.868	7445	1.615	7528	1.883	7611	1.704	7694	1.951
7363	1.932	7446	1.626	7529	1.804	7612	1.683	7695	1.941
7364	1.940	7447	1.684	7530	1.857	7613	1.685	7696	1.922
7365	1.930	7448	1.686	7531	1.907	7614	1.721	7697	1.896
7366	1.898	7449	1.728	7532	1.889	7615	1.755	7698	1.943
7367	1.843	7450	1.739	7533	1.882	7616	1.791	7699	1.962
7368	1.785	7451	1.700	7534	1.806	7617	1.804	7700	1.942
7369	1.718	7452	1.744	7535	1.756	7618	1.793	7701	1.825
7370	1.696	7453	1.729	7536	1.682	7619	1.806	7702	1.874
7371	1.685	7454	1.715	7537	1.694	7620	1.798	7703	1.813
7372	1.659	7455	1.728	7538	1.713	7621	1.788	7704	1.758
7373	1.694	7456	1.718	7539	1.675	7622	1.745	7705	1.698
7374	1.772	7457	1.694	7540	1.682	7623	1.712	7706	1.685
7375	1.850	7458	1.731	7541	1.736	7624	1.708	7707	1.662
7376	1.942	7459	1.805	7542	1.794	7625	1.709	7708	1.651
7377	1.983	7460	1.844	7543	1.905	7626	1.745	7709	1.682
7378	2.022	7461	1.817	7544	1.986	7627	1.831	7710	1.725
7379	2.033	7462	1.760	7545	1.984	7628	1.833	7711	1.837
7380	2.051	7463	1.692	7546	1.967	7629	1.826	7712	1.953
7381	2.057	7464	1.645	7547	1.952	7630	1.758	7713	1.957
7382	2.087	7465	1.608	7548	1.991	7631	1.707	7714	2.003
7383	2.050	7466	1.574	7549	1.992	7632	1.664	7715	2.032
7384	2.016	7467	1.533	7550	1.987	7633	1.609	7716	2.036
7385	1.992	7468	1.513	7551	1.964	7634	1.552	7717	2.061
7386	1.990	7469	1.539	7552	1.947	7635	1.556	7718	2.069
7387	2.055	7470	1.540	7553	1.919	7636	1.522	7719	2.036
7388	2.065	7471	1.564	7554	1.952	7637	1.515	7720	2.031
7389	2.012	7472	1.550	7555	2.029	7638	1.536	7721	1.994
7390	1.967	7473	1.623	7556	2.004	7639	1.571	7722	2.077
7391	1.915	7474	1.658	7557	1.939	7640	1.598	7723	2.129
7392	1.819	7475	1.641	7558	1.929	7641	1.578	7724	2.090
7393	1.747	7476	1.621	7559	1.861	7642	1.579	7725	2.036
7394	1.720	7477	1.579	7560	1.814	7643	1.580	7726	2.013
7395	1.699	7478	1.595	7561	1.752	7644	1.575	7727	1.975
7396	1.704	7479	1.577	7562	1.707	7645	1.639	7728	1.910
7397	1.732	7480	1.546	7563	1.686	7646	1.624	7729	1.866
7398	1.785	7481	1.584	7564	1.661	7647	1.639	7730	1.839
7399	1.891	7482	1.660	7565	1.705	7648	1.624	7731	1.795
7400	1.947	7483	1.763	7566	1.779	7649	1.644	7732	1.822
7401	2.018	7484	1.754	7567	1.879	7650	1.707	7733	1.821
7402	2.088	7485	1.740	7568	1.981	7651	1.799	7734	1.889
7403	2.110	7486	1.711	7569	1.984	7652	1.794	7735	1.948
7404	2.130	7487	1.679	7570	2.028	7653	1.794	7736	2.098
7405	2.149	7488	1.673	7571	2.053	7654	1.759	7737	2.111
7406	2.122	7489	1.635	7572	2.048	7655	1.734	7738	2.104
7407	2.061	7490	1.575	7573	2.053	7656	1.699	7739	2.088
7408	1.992	7491	1.576	7574	2.064	7657	1.659	7740	2.128
7409	1.955	7492	1.583	7575	2.038	7658	1.634	7741	2.120
7410	2.002	7493	1.612	7576	2.017	7659	1.637	7742	2.078
7411	2.029	7494	1.695	7577	1.971	7660	1.625	7743	2.031
7412	2.037	7495	1.829	7578	2.026	7661	1.659	7744	1.947
7413	1.993	7496	1.926	7579	2.057	7662	1.719	7745	1.948
7414	1.985	7497	1.942	7580	2.017	7663	1.786	7746	2.036
7415	1.891	7498	1.946	7581	2.011	7664	1.888	7747	2.096
7416	1.814	7499	1.966	7582	1.939	7665	1.939	7748	2.117
7417	1.759	7500	1.972	7583	1.859	7666	1.988	7749	2.134
7418	1.737	7501	1.872	7584	1.794	7667	2.006	7750	2.081
7419	1.734	7502	1.833	7585	1.728	7668	2.017	7751	2.085
7420	1.741	7503	1.828	7586	1.710	7669	2.054	7752	1.989
7421	1.726	7504	1.837	7587	1.714	7670	2.017	7753	1.927
7422	1.783	7505	1.868	7588	1.731	7671	1.955	7754	1.889
7423	1.901	7506	1.877	7589	1.731	7672	1.951	7755	1.880

Attachment 3-A

Hour	Load (MW)	Hour	Load (MW)	Hour	Load (MW)	Hour	Load (MW)	Hour	Load (MW)
7756	1.829	7839	2.007	7922	1.344	8005	2.031	8088	2.007
7757	1.830	7840	1.962	7923	1.332	8006	2.029	8089	1.985
7758	1.914	7841	1.914	7924	1.325	8007	2.013	8090	1.928
7759	2.050	7842	1.999	7925	1.338	8008	1.993	8091	1.957
7760	2.120	7843	2.080	7926	1.361	8009	1.984	8092	1.940
7761	2.139	7844	2.092	7927	1.399	8010	2.041	8093	1.918
7762	2.145	7845	2.054	7928	1.457	8011	2.075	8094	1.977
7763	2.099	7846	2.047	7929	1.486	8012	2.053	8095	2.056
7764	2.094	7847	1.973	7930	1.522	8013	2.063	8096	2.139
7765	2.081	7848	1.933	7931	1.549	8014	2.007	8097	2.199
7766	2.113	7849	1.852	7932	1.555	8015	1.963	8098	2.212
7767	2.130	7850	1.831	7933	1.561	8016	1.914	8099	2.164
7768	2.072	7851	1.804	7934	1.560	8017	1.800	8100	2.170
7769	2.051	7852	1.772	7935	1.553	8018	1.815	8101	2.170
7770	2.138	7853	1.765	7936	1.564	8019	1.775	8102	2.120
7771	2.151	7854	1.913	7937	1.595	8020	1.780	8103	2.123
7772	2.091	7855	1.983	7938	1.656	8021	1.810	8104	2.089
7773	2.039	7856	2.040	7939	1.667	8022	1.860	8105	2.087
7774	1.967	7857	2.024	7940	1.658	8023	1.982	8106	2.152
7775	1.919	7858	1.997	7941	1.645	8024	1.998	8107	2.187
7776	1.831	7859	1.994	7942	1.615	8025	1.991	8108	2.189
7777	1.777	7860	2.010	7943	1.582	8026	1.934	8109	2.183
7778	1.752	7861	1.998	7944	1.534	8027	1.967	8110	2.148
7779	1.715	7862	1.971	7945	1.499	8028	1.963	8111	2.093
7780	1.754	7863	1.936	7946	1.493	8029	2.000	8112	2.003
7781	1.731	7864	1.937	7947	1.480	8030	1.982	8113	1.911
7782	1.747	7865	1.929	7948	1.464	8031	1.964	8114	1.913
7783	1.834	7866	1.995	7949	1.468	8032	1.882	8115	1.860
7784	1.857	7867	2.029	7950	1.494	8033	1.908	8116	1.874
7785	1.859	7868	2.027	7951	1.557	8034	1.979	8117	1.861
7786	1.867	7869	2.055	7952	1.603	8035	2.030	8118	1.870
7787	1.902	7870	2.023	7953	1.616	8036	2.050	8119	1.923
7788	1.944	7871	1.945	7954	1.634	8037	2.010	8120	1.967
7789	1.951	7872	1.866	7955	1.674	8038	1.996	8121	1.951
7790	1.902	7873	1.807	7956	1.678	8039	1.957	8122	1.966
7791	1.909	7874	1.762	7957	1.668	8040	1.886	8123	2.004
7792	1.873	7875	1.720	7958	1.681	8041	1.828	8124	1.967
7793	1.884	7876	1.727	7959	1.677	8042	1.823	8125	1.944
7794	1.928	7877	1.757	7960	1.676	8043	1.802	8126	1.913
7795	1.948	7878	1.808	7961	1.702	8044	1.793	8127	1.900
7796	1.958	7879	1.875	7962	1.782	8045	1.806	8128	1.864
7797	1.943	7880	1.897	7963	1.808	8046	1.918	8129	1.898
7798	1.893	7881	1.928	7964	1.785	8047	2.001	8130	2.020
7799	1.843	7882	1.978	7965	1.768	8048	2.072	8131	2.055
7800	1.806	7883	2.033	7966	1.759	8049	2.077	8132	2.056
7801	1.746	7884	2.030	7967	1.729	8050	2.122	8133	2.042
7802	1.701	7885	1.974	7968	1.687	8051	2.116	8134	2.017
7803	1.680	7886	1.951	7969	1.628	8052	2.090	8135	1.990
7804	1.693	7887	1.884	7970	1.580	8053	2.096	8136	1.918
7805	1.682	7888	1.856	7971	1.558	8054	2.081	8137	1.864
7806	1.691	7889	1.840	7972	1.576	8055	2.067	8138	1.812
7807	1.724	7890	1.897	7973	1.562	8056	2.027	8139	1.767
7808	1.746	7891	1.914	7974	1.563	8057	2.031	8140	1.774
7809	1.738	7892	1.888	7975	1.581	8058	2.119	8141	1.760
7810	1.775	7893	1.834	7976	1.618	8059	2.139	8142	1.757
7811	1.788	7894	1.810	7977	1.623	8060	2.132	8143	1.793
7812	1.786	7895	1.746	7978	1.652	8061	2.152	8144	1.827
7813	1.787	7896	1.626	7979	1.685	8062	2.132	8145	1.835
7814	1.746	7897	1.542	7980	1.695	8063	2.061	8146	1.868
7815	1.741	7898	1.502	7981	1.678	8064	1.986	8147	1.826
7816	1.737	7899	1.465	7982	1.690	8065	1.938	8148	1.807
7817	1.796	7900	1.443	7983	1.691	8066	1.909	8149	1.785
7818	1.905	7901	1.429	7984	1.680	8067	1.889	8150	1.790
7819	1.971	7902	1.437	7985	1.721	8068	1.868	8151	1.803
7820	1.971	7903	1.448	7986	1.793	8069	1.950	8152	1.797
7821	1.868	7904	1.461	7987	1.858	8070	1.983	8153	1.838
7822	1.936	7905	1.452	7988	1.855	8071	2.108	8154	1.957
7823	1.927	7906	1.478	7989	1.870	8072	2.147	8155	1.982
7824	1.845	7907	1.502	7990	1.870	8073	2.143	8156	2.043
7825	1.808	7908	1.518	7991	1.842	8074	2.135	8157	2.067
7826	1.764	7909	1.504	7992	1.808	8075	2.141	8158	1.999
7827	1.755	7910	1.479	7993	1.754	8076	2.162	8159	1.960
7828	1.745	7911	1.430	7994	1.711	8077	2.214	8160	1.904
7829	1.734	7912	1.406	7995	1.699	8078	2.201	8161	1.875
7830	1.829	7913	1.419	7996	1.692	8079	2.191	8162	1.856
7831	1.972	7914	1.477	7997	1.718	8080	2.182	8163	1.833
7832	2.068	7915	1.505	7998	1.775	8081	2.186	8164	1.832
7833	2.080	7916	1.495	7999	1.877	8082	2.219	8165	1.863
7834	2.073	7917	1.486	8000	1.986	8083	2.282	8166	1.958
7835	2.064	7918	1.474	8001	2.005	8084	2.279	8167	2.024
7836	2.017	7919	1.454	8002	2.042	8085	2.224	8168	2.058
7837	2.028	7920	1.422	8003	2.033	8086	2.190	8169	2.132
7838	2.052	7921	1.378	8004	2.053	8087	2.122	8170	2.171

Attachment 3-A

Hour	Load (MW)	Hour	Load (MW)	Hour	Load (MW)	Hour	Load (MW)	Hour	Load (MW)
8171	2.154	8254	1.999	8337	1.979	8420	2.134	8503	1.885
8172	2.152	8255	1.978	8338	1.991	8421	2.112	8504	1.993
8173	2.171	8256	1.879	8339	2.032	8422	2.112	8505	2.058
8174	2.168	8257	1.827	8340	2.031	8423	2.071	8506	2.084
8175	2.152	8258	1.815	8341	2.019	8424	2.011	8507	2.112
8176	2.113	8259	1.795	8342	2.038	8425	1.940	8508	2.101
8177	2.093	8260	1.768	8343	2.055	8426	1.881	8509	2.109
8178	2.168	8261	1.775	8344	1.994	8427	1.846	8510	2.093
8179	2.208	8262	1.856	8345	2.009	8428	1.842	8511	2.055
8180	2.196	8263	1.970	8346	2.090	8429	1.877	8512	2.002
8181	2.164	8264	2.054	8347	2.117	8430	1.933	8513	1.991
8182	2.094	8265	2.065	8348	2.062	8431	2.036	8514	2.036
8183	2.044	8266	2.071	8349	2.044	8432	2.101	8515	2.082
8184	2.001	8267	2.069	8350	1.977	8433	2.130	8516	2.032
8185	1.910	8268	2.054	8351	1.930	8434	2.150	8517	1.995
8186	1.872	8269	2.036	8352	1.872	8435	2.174	8518	1.966
8187	1.853	8270	2.014	8353	1.780	8436	2.191	8519	1.950
8188	1.817	8271	2.005	8354	1.699	8437	2.202	8520	1.841
8189	1.846	8272	1.975	8355	1.712	8438	2.156	8521	1.761
8190	1.922	8273	1.976	8356	1.703	8439	2.138	8522	1.735
8191	2.015	8274	2.038	8357	1.753	8440	2.086	8523	1.699
8192	2.130	8275	2.057	8358	1.799	8441	2.065	8524	1.697
8193	2.111	8276	2.046	8359	1.895	8442	2.144	8525	1.706
8194	2.113	8277	1.993	8360	1.965	8443	2.206	8526	1.778
8195	2.136	8278	2.019	8361	1.965	8444	2.185	8527	1.865
8196	2.128	8279	1.963	8362	1.994	8445	2.153	8528	1.931
8197	2.102	8280	1.845	8363	2.020	8446	2.111	8529	1.967
8198	2.122	8281	1.794	8364	2.035	8447	2.089	8530	1.958
8199	2.067	8282	1.693	8365	2.034	8448	2.021	8531	1.980
8200	2.047	8283	1.646	8366	2.017	8449	1.902	8532	1.978
8201	2.039	8284	1.671	8367	2.003	8450	1.895	8533	1.949
8202	2.106	8285	1.695	8368	1.978	8451	1.846	8534	1.968
8203	2.147	8286	1.690	8369	1.999	8452	1.824	8535	1.953
8204	2.093	8287	1.736	8370	2.045	8453	1.802	8536	2.060
8205	2.107	8288	1.780	8371	2.056	8454	1.836	8537	1.974
8206	2.100	8289	1.823	8372	2.053	8455	1.875	8538	2.053
8207	2.046	8290	1.803	8373	2.059	8456	1.900	8539	2.075
8208	1.981	8291	1.831	8374	2.027	8457	1.943	8540	2.068
8209	1.896	8292	1.841	8375	2.027	8458	1.960	8541	2.021
8210	1.849	8293	1.823	8376	1.955	8459	1.980	8542	1.983
8211	1.833	8294	1.794	8377	1.895	8460	1.974	8543	1.915
8212	1.856	8295	1.791	8378	1.824	8461	1.930	8544	1.849
8213	1.906	8296	1.787	8379	1.806	8462	1.922	8545	1.774
8214	1.973	8297	1.813	8380	1.774	8463	1.883	8546	1.734
8215	2.051	8298	1.867	8381	1.799	8464	1.874	8547	1.720
8216	2.112	8299	1.914	8382	1.834	8465	1.901	8548	1.710
8217	2.117	8300	1.890	8383	1.936	8466	2.003	8549	1.697
8218	2.185	8301	1.833	8384	2.024	8467	2.087	8550	1.740
8219	2.156	8302	1.840	8385	2.045	8468	2.082	8551	1.817
8220	2.137	8303	1.762	8386	2.012	8469	2.066	8552	1.898
8221	2.129	8304	1.700	8387	2.030	8470	2.046	8553	1.942
8222	2.144	8305	1.658	8388	2.020	8471	2.002	8554	1.974
8223	2.161	8306	1.654	8389	2.030	8472	1.928	8555	1.979
8224	2.097	8307	1.605	8390	2.017	8473	1.853	8556	1.986
8225	2.071	8308	1.579	8391	1.992	8474	1.775	8557	1.937
8226	2.189	8309	1.587	8392	1.955	8475	1.774	8558	1.917
8227	2.227	8310	1.550	8393	1.931	8476	1.769	8559	1.888
8228	2.207	8311	1.583	8394	2.006	8477	1.772	8560	1.856
8229	2.143	8312	1.620	8395	2.053	8478	1.793	8561	1.853
8230	2.104	8313	1.637	8396	2.081	8479	1.831	8562	1.917
8231	2.064	8314	1.674	8397	2.058	8480	1.863	8563	1.994
8232	1.968	8315	1.665	8398	2.011	8481	1.842	8564	1.944
8233	1.850	8316	1.707	8399	1.984	8482	1.844	8565	1.912
8234	1.800	8317	1.713	8400	1.918	8483	1.856	8566	1.835
8235	1.753	8318	1.687	8401	1.856	8484	1.854	8567	1.748
8236	1.757	8319	1.699	8402	1.832	8485	1.850	8568	1.654
8237	1.780	8320	1.719	8403	1.811	8486	1.833	8569	1.569
8238	1.843	8321	1.772	8404	1.797	8487	1.839	8570	1.516
8239	1.916	8322	1.844	8405	1.774	8488	1.821	8571	1.475
8240	2.062	8323	1.885	8406	1.860	8489	1.832	8572	1.451
8241	2.046	8324	1.889	8407	1.953	8490	1.914	8573	1.454
8242	2.080	8325	1.894	8408	2.078	8491	1.942	8574	1.479
8243	2.094	8326	1.842	8409	2.101	8492	1.962	8575	1.521
8244	2.062	8327	1.763	8410	2.107	8493	1.976	8576	1.557
8245	2.058	8328	1.727	8411	2.126	8494	1.950	8577	1.583
8246	2.058	8329	1.683	8412	2.112	8495	1.925	8578	1.613
8247	2.009	8330	1.655	8413	2.078	8496	1.849	8579	1.608
8248	1.993	8331	1.636	8414	2.068	8497	1.781	8580	1.621
8249	1.976	8332	1.640	8415	2.034	8498	1.760	8581	1.624
8250	1.984	8333	1.672	8416	2.016	8499	1.743	8582	1.581
8251	2.059	8334	1.715	8417	1.996	8500	1.742	8583	1.579
8252	2.050	8335	1.823	8418	2.079	8501	1.758	8584	1.516
8253	2.023	8336	1.929	8419	2.124	8502	1.806	8585	1.531

Attachment 3-A

Hour	Load (MW)	Hour	Load (MW)	Hour	Load (MW)
8586	1.608	8669	1.654	8752	1.924
8587	1.619	8670	1.713	8753	1.892
8588	1.596	8671	1.787	8754	1.955
8589	1.567	8672	1.874	8755	2.008
8590	1.557	8673	1.933	8756	1.992
8591	1.538	8674	1.959	8757	1.937
8592	1.496	8675	2.001	8758	1.909
8593	1.446	8676	1.996	8759	1.881
8594	1.400	8677	1.976	8760	1.818
8595	1.362	8678	1.982		
8596	1.347	8679	1.972		
8597	1.342	8680	1.970		
8598	1.339	8681	2.019		
8599	1.364	8682	2.069		
8600	1.395	8683	2.060		
8601	1.412	8684	2.038		
8602	1.418	8685	2.034		
8603	1.420	8686	2.015		
8604	1.428	8687	1.970		
8605	1.417	8688	1.905		
8606	1.409	8689	1.804		
8607	1.407	8690	1.732		
8608	1.389	8691	1.696		
8609	1.408	8692	1.733		
8610	1.489	8693	1.748		
8611	1.558	8694	1.793		
8612	1.564	8695	1.847		
8613	1.556	8696	1.929		
8614	1.564	8697	1.944		
8615	1.539	8698	1.963		
8616	1.510	8699	1.966		
8617	1.495	8700	2.034		
8618	1.491	8701	2.010		
8619	1.490	8702	1.986		
8620	1.484	8703	1.988		
8621	1.478	8704	1.977		
8622	1.486	8705	1.959		
8623	1.531	8706	2.037		
8624	1.570	8707	2.097		
8625	1.593	8708	2.121		
8626	1.612	8709	2.112		
8627	1.658	8710	2.072		
8628	1.665	8711	2.062		
8629	1.703	8712	1.992		
8630	1.704	8713	1.875		
8631	1.680	8714	1.826		
8632	1.674	8715	1.783		
8633	1.697	8716	1.733		
8634	1.780	8717	1.750		
8635	1.791	8718	1.818		
8636	1.780	8719	1.911		
8637	1.774	8720	1.957		
8638	1.749	8721	1.996		
8639	1.695	8722	1.998		
8640	1.649	8723	2.039		
8641	1.586	8724	2.043		
8642	1.559	8725	2.079		
8643	1.530	8726	2.065		
8644	1.521	8727	2.080		
8645	1.518	8728	2.061		
8646	1.538	8729	2.015		
8647	1.554	8730	2.094		
8648	1.600	8731	2.103		
8649	1.638	8732	2.169		
8650	1.661	8733	2.137		
8651	1.694	8734	2.126		
8652	1.744	8735	2.046		
8653	1.732	8736	2.003		
8654	1.705	8737	1.922		
8655	1.745	8738	1.846		
8656	1.720	8739	1.797		
8657	1.756	8740	1.793		
8658	1.848	8741	1.806		
8659	1.875	8742	1.810		
8660	1.888	8743	1.801		
8661	1.863	8744	1.889		
8662	1.856	8745	1.865		
8663	1.834	8746	1.877		
8664	1.782	8747	1.906		
8665	1.729	8748	1.902		
8666	1.679	8749	1.897		
8667	1.646	8750	1.876		
8668	1.674	8751	1.897		

Attachment 3-A

DSM Bundle Inputs Summary

	Peak MW (Cumulative over Time)		
	Bundle #1	Bundle #2	Bundle #3
2019	20.5	8.4	0.2
2020	35.8	16.8	0.3
2021	53.2	25.4	0.5
2022	71.9	28.9	3.5
2023	91.1	33.5	6.9
2024	110.3	37.1	9.8
2025	129.9	40.5	12.7
2026	149.7	43.9	15.7
2027	169.6	46.3	18.4
2028	189.7	49.0	21.4
2029	209.7	51.9	24.5
2030	230.0	55.0	27.8
2031	248.7	57.8	30.9
2032	267.6	60.7	34.2
2033	286.6	63.6	37.5
2034	293.0	61.6	40.9
2035	298.1	59.5	42.7
2036	302.1	58.1	44.7
2037	306.3	59.0	45.5
2038	310.3	59.9	46.3

Total MWh (Cumulative over Time)		
Bundle #1	Bundle #2	Bundle #3
80,676	41,958	341
158,073	85,957	599
241,655	131,033	856
328,971	153,465	13,401
423,842	175,796	24,801
521,084	195,680	36,228
619,491	213,629	47,650
720,137	232,015	59,132
821,705	244,784	70,612
922,151	258,499	82,101
1,019,167	269,453	93,596
1,117,676	280,971	105,087
1,208,553	290,941	116,638
1,300,805	302,805	128,134
1,390,371	312,441	139,653
1,426,931	292,653	151,229
1,457,292	271,672	156,000
1,484,668	251,574	160,773
1,504,149	254,067	163,461
1,523,475	256,808	166,155

Total Cost - Annual Costs (\$)		
Bundle #1	Bundle #2	Bundle #3
10,214,038	8,317,781	332,842
11,000,000	8,535,090	332,467
11,784,567	8,750,744	332,085
13,195,329	3,919,442	15,546,896
13,553,390	4,026,920	15,599,935
13,914,481	4,142,153	15,654,551
14,322,683	4,240,422	15,707,057
14,732,782	4,372,950	15,772,349
15,109,918	4,480,928	15,828,416
15,494,517	4,554,431	15,884,414
15,884,414	4,642,527	15,940,111
16,274,700	4,711,870	15,997,824
16,743,044	4,808,711	16,060,778
17,164,488	4,882,171	16,121,291
17,599,674	4,985,981	16,181,207
17,974,695	5,043,153	16,224,212
18,314,890	5,095,098	16,282,428
18,658,881	5,141,208	16,337,309
18,958,323	5,188,689	16,373,587
19,263,467	5,237,101	16,410,629

*DSM through 2021 is assumed in all portfolios, as per NIPSCO's filed plan. In the instances when coal retires early, additional DSM is eligible to be selected.

Redacted

Attachment 3-A

Hourly Wind Shapes for New RFP Resources - shapes display a 168-hour week for each of the 12 months in the year

Capacity Factor (%)

Tranche: PPA_IN_Wind_1

Month/Hour	1	2	3	4	5	6	7	8	9	10
1	76.7	72.9	65.8	60.6	58.6	55.1	49.2	43.7	45.0	49.9
2	73.4	70.7	65.7	62.1	60.6	58.2	54.0	50.1	51.0	54.5
3	47.9	48.6	47.9	47.6	47.8	47.4	43.8	38.7	38.5	38.8
4	49.6	50.6	49.7	49.3	49.5	49.0	44.2	37.3	37.1	37.5
5	40.4	41.0	40.4	40.2	40.3	40.0	37.1	32.9	32.8	33.0
6	43.2	43.5	41.3	41.6	43.0	43.6	43.1	37.5	27.3	22.3
7	30.9	31.1	29.6	29.8	30.7	31.2	30.8	27.0	20.2	16.8
8	25.1	25.2	24.1	24.3	24.9	25.2	25.0	22.2	17.0	14.5
9	40.8	41.3	40.6	40.0	39.0	38.6	37.8	36.3	36.0	35.9
10	53.8	54.5	53.5	52.4	50.8	50.2	48.7	46.3	45.8	45.6
11	62.9	63.9	62.3	60.7	58.5	57.6	55.4	51.9	51.2	51.0
12	74.5	71.5	66.0	61.9	60.3	57.5	52.9	48.6	49.6	53.5

Attachment 3-A

Month/Hour	11	12	13	14	15	16	17	18	19	20
1	50.6	46.4	41.9	38.9	33.9	32.0	35.0	34.7	35.2	39.3
2	55.0	52.0	48.9	46.7	43.2	41.8	44.0	43.8	44.1	47.0
3	39.6	42.9	44.1	45.8	47.2	49.6	51.7	50.7	49.3	49.1
4	38.6	43.0	44.6	46.9	48.8	52.0	54.8	53.4	51.6	51.3
5	33.7	36.4	37.3	38.7	39.9	41.8	43.5	42.7	41.6	41.4
6	23.2	25.1	30.8	31.4	33.2	35.6	37.2	39.0	39.4	37.3
7	17.4	18.7	22.5	22.9	24.2	25.8	26.8	28.1	28.3	26.9
8	14.9	15.9	18.8	19.1	20.0	21.2	22.0	22.9	23.1	22.1
9	33.7	31.8	33.0	32.9	32.4	31.8	30.9	31.8	32.1	33.7
10	42.0	38.8	40.8	40.7	39.8	38.8	37.3	38.8	39.4	42.0
11	45.7	41.0	43.9	43.8	42.5	41.0	38.9	41.1	41.9	45.8
12	54.0	50.7	47.2	44.8	40.9	39.3	41.7	41.5	41.9	45.1

Attachment 3-A

Month/Hour	21	22	23	24	25	26	27	28	29	30
1	43.6	45.3	46.9	49.2	76.7	72.9	65.8	60.6	58.6	55.1
2	50.0	51.3	52.4	54.0	73.4	70.7	65.7	62.1	60.6	58.2
3	49.9	49.4	49.0	49.4	47.9	48.6	47.9	47.6	47.8	47.4
4	52.4	51.6	51.1	51.7	49.6	50.6	49.7	49.3	49.5	49.0
5	42.0	41.6	41.3	41.6	40.4	41.0	40.4	40.2	40.3	40.0
6	38.1	39.3	40.5	42.9	43.2	43.5	41.3	41.6	43.0	43.6
7	27.5	28.3	29.1	30.7	30.9	31.1	29.6	29.8	30.7	31.2
8	22.5	23.1	23.7	24.9	25.1	25.2	24.1	24.3	24.9	25.2
9	35.3	36.1	36.1	39.4	40.8	41.3	40.6	40.0	39.0	38.6
10	44.7	46.0	46.0	51.4	53.8	54.5	53.5	52.4	50.8	50.2
11	49.6	51.5	51.4	59.3	62.9	63.9	62.3	60.7	58.5	57.6
12	48.5	49.9	51.1	52.9	74.5	71.5	66.0	61.9	60.3	57.5

Attachment 3-A

Month/Hour	31	32	33	34	35	36	37	38	39	40
1	49.2	43.7	45.0	49.9	50.6	46.4	41.9	38.9	33.9	32.0
2	54.0	50.1	51.0	54.5	55.0	52.0	48.9	46.7	43.2	41.8
3	43.8	38.7	38.5	38.8	39.6	42.9	44.1	45.8	47.2	49.6
4	44.2	37.3	37.1	37.5	38.6	43.0	44.6	46.9	48.8	52.0
5	37.1	32.9	32.8	33.0	33.7	36.4	37.3	38.7	39.9	41.8
6	43.1	37.5	27.3	22.3	23.2	25.1	30.8	31.4	33.2	35.6
7	30.8	27.0	20.2	16.8	17.4	18.7	22.5	22.9	24.2	25.8
8	25.0	22.2	17.0	14.5	14.9	15.9	18.8	19.1	20.0	21.2
9	37.8	36.3	36.0	35.9	33.7	31.8	33.0	32.9	32.4	31.8
10	48.7	46.3	45.8	45.6	42.0	38.8	40.8	40.7	39.8	38.8
11	55.4	51.9	51.2	51.0	45.7	41.0	43.9	43.8	42.5	41.0
12	52.9	48.6	49.6	53.5	54.0	50.7	47.2	44.8	40.9	39.3

Attachment 3-A

Month/Hour	41	42	43	44	45	46	47	48	49	50
1	35.0	34.7	35.2	39.3	43.6	45.3	46.9	49.2	76.7	72.9
2	44.0	43.8	44.1	47.0	50.0	51.3	52.4	54.0	73.4	70.7
3	51.7	50.7	49.3	49.1	49.9	49.4	49.0	49.4	47.9	48.6
4	54.8	53.4	51.6	51.3	52.4	51.6	51.1	51.7	49.6	50.6
5	43.5	42.7	41.6	41.4	42.0	41.6	41.3	41.6	40.4	41.0
6	37.2	39.0	39.4	37.3	38.1	39.3	40.5	42.9	43.2	43.5
7	26.8	28.1	28.3	26.9	27.5	28.3	29.1	30.7	30.9	31.1
8	22.0	22.9	23.1	22.1	22.5	23.1	23.7	24.9	25.1	25.2
9	30.9	31.8	32.1	33.7	35.3	36.1	36.1	39.4	40.8	41.3
10	37.3	38.8	39.4	42.0	44.7	46.0	46.0	51.4	53.8	54.5
11	38.9	41.1	41.9	45.8	49.6	51.5	51.4	59.3	62.9	63.9
12	41.7	41.5	41.9	45.1	48.5	49.9	51.1	52.9	74.5	71.5

Attachment 3-A

Month/Hour	51	52	53	54	55	56	57	58	59	60
1	65.8	60.6	58.6	55.1	49.2	43.7	45.0	49.9	50.6	46.4
2	65.7	62.1	60.6	58.2	54.0	50.1	51.0	54.5	55.0	52.0
3	47.9	47.6	47.8	47.4	43.8	38.7	38.5	38.8	39.6	42.9
4	49.7	49.3	49.5	49.0	44.2	37.3	37.1	37.5	38.6	43.0
5	40.4	40.2	40.3	40.0	37.1	32.9	32.8	33.0	33.7	36.4
6	41.3	41.6	43.0	43.6	43.1	37.5	27.3	22.3	23.2	25.1
7	29.6	29.8	30.7	31.2	30.8	27.0	20.2	16.8	17.4	18.7
8	24.1	24.3	24.9	25.2	25.0	22.2	17.0	14.5	14.9	15.9
9	40.6	40.0	39.0	38.6	37.8	36.3	36.0	35.9	33.7	31.8
10	53.5	52.4	50.8	50.2	48.7	46.3	45.8	45.6	42.0	38.8
11	62.3	60.7	58.5	57.6	55.4	51.9	51.2	51.0	45.7	41.0
12	66.0	61.9	60.3	57.5	52.9	48.6	49.6	53.5	54.0	50.7

Attachment 3-A

Month/Hour	61	62	63	64	65	66	67	68	69	70
1	41.9	38.9	33.9	32.0	35.0	34.7	35.2	39.3	43.6	45.3
2	48.9	46.7	43.2	41.8	44.0	43.8	44.1	47.0	50.0	51.3
3	44.1	45.8	47.2	49.6	51.7	50.7	49.3	49.1	49.9	49.4
4	44.6	46.9	48.8	52.0	54.8	53.4	51.6	51.3	52.4	51.6
5	37.3	38.7	39.9	41.8	43.5	42.7	41.6	41.4	42.0	41.6
6	30.8	31.4	33.2	35.6	37.2	39.0	39.4	37.3	38.1	39.3
7	22.5	22.9	24.2	25.8	26.8	28.1	28.3	26.9	27.5	28.3
8	18.8	19.1	20.0	21.2	22.0	22.9	23.1	22.1	22.5	23.1
9	33.0	32.9	32.4	31.8	30.9	31.8	32.1	33.7	35.3	36.1
10	40.8	40.7	39.8	38.8	37.3	38.8	39.4	42.0	44.7	46.0
11	43.9	43.8	42.5	41.0	38.9	41.1	41.9	45.8	49.6	51.5
12	47.2	44.8	40.9	39.3	41.7	41.5	41.9	45.1	48.5	49.9

Attachment 3-A

Month/Hour	71	72	73	74	75	76	77	78	79	80
1	46.9	49.2	76.7	72.9	65.8	60.6	58.6	55.1	49.2	43.7
2	52.4	54.0	73.4	70.7	65.7	62.1	60.6	58.2	54.0	50.1
3	49.0	49.4	47.9	48.6	47.9	47.6	47.8	47.4	43.8	38.7
4	51.1	51.7	49.6	50.6	49.7	49.3	49.5	49.0	44.2	37.3
5	41.3	41.6	40.4	41.0	40.4	40.2	40.3	40.0	37.1	32.9
6	40.5	42.9	43.2	43.5	41.3	41.6	43.0	43.6	43.1	37.5
7	29.1	30.7	30.9	31.1	29.6	29.8	30.7	31.2	30.8	27.0
8	23.7	24.9	25.1	25.2	24.1	24.3	24.9	25.2	25.0	22.2
9	36.1	39.4	40.8	41.3	40.6	40.0	39.0	38.6	37.8	36.3
10	46.0	51.4	53.8	54.5	53.5	52.4	50.8	50.2	48.7	46.3
11	51.4	59.3	62.9	63.9	62.3	60.7	58.5	57.6	55.4	51.9
12	51.1	52.9	74.5	71.5	66.0	61.9	60.3	57.5	52.9	48.6

Attachment 3-A

Month/Hour	81	82	83	84	85	86	87	88	89	90
1	45.0	49.9	50.6	46.4	41.9	38.9	33.9	32.0	35.0	34.7
2	51.0	54.5	55.0	52.0	48.9	46.7	43.2	41.8	44.0	43.8
3	38.5	38.8	39.6	42.9	44.1	45.8	47.2	49.6	51.7	50.7
4	37.1	37.5	38.6	43.0	44.6	46.9	48.8	52.0	54.8	53.4
5	32.8	33.0	33.7	36.4	37.3	38.7	39.9	41.8	43.5	42.7
6	27.3	22.3	23.2	25.1	30.8	31.4	33.2	35.6	37.2	39.0
7	20.2	16.8	17.4	18.7	22.5	22.9	24.2	25.8	26.8	28.1
8	17.0	14.5	14.9	15.9	18.8	19.1	20.0	21.2	22.0	22.9
9	36.0	35.9	33.7	31.8	33.0	32.9	32.4	31.8	30.9	31.8
10	45.8	45.6	42.0	38.8	40.8	40.7	39.8	38.8	37.3	38.8
11	51.2	51.0	45.7	41.0	43.9	43.8	42.5	41.0	38.9	41.1
12	49.6	53.5	54.0	50.7	47.2	44.8	40.9	39.3	41.7	41.5

Attachment 3-A

Month/Hour	91	92	93	94	95	96	97	98	99	100
1	35.2	39.3	43.6	45.3	46.9	49.2	76.7	72.9	65.8	60.6
2	44.1	47.0	50.0	51.3	52.4	54.0	73.4	70.7	65.7	62.1
3	49.3	49.1	49.9	49.4	49.0	49.4	47.9	48.6	47.9	47.6
4	51.6	51.3	52.4	51.6	51.1	51.7	49.6	50.6	49.7	49.3
5	41.6	41.4	42.0	41.6	41.3	41.6	40.4	41.0	40.4	40.2
6	39.4	37.3	38.1	39.3	40.5	42.9	43.2	43.5	41.3	41.6
7	28.3	26.9	27.5	28.3	29.1	30.7	30.9	31.1	29.6	29.8
8	23.1	22.1	22.5	23.1	23.7	24.9	25.1	25.2	24.1	24.3
9	32.1	33.7	35.3	36.1	36.1	39.4	40.8	41.3	40.6	40.0
10	39.4	42.0	44.7	46.0	46.0	51.4	53.8	54.5	53.5	52.4
11	41.9	45.8	49.6	51.5	51.4	59.3	62.9	63.9	62.3	60.7
12	41.9	45.1	48.5	49.9	51.1	52.9	74.5	71.5	66.0	61.9

Attachment 3-A

Month/Hour	101	102	103	104	105	106	107	108	109	110
1	58.6	55.1	49.2	43.7	45.0	49.9	50.6	46.4	41.9	38.9
2	60.6	58.2	54.0	50.1	51.0	54.5	55.0	52.0	48.9	46.7
3	47.8	47.4	43.8	38.7	38.5	38.8	39.6	42.9	44.1	45.8
4	49.5	49.0	44.2	37.3	37.1	37.5	38.6	43.0	44.6	46.9
5	40.3	40.0	37.1	32.9	32.8	33.0	33.7	36.4	37.3	38.7
6	43.0	43.6	43.1	37.5	27.3	22.3	23.2	25.1	30.8	31.4
7	30.7	31.2	30.8	27.0	20.2	16.8	17.4	18.7	22.5	22.9
8	24.9	25.2	25.0	22.2	17.0	14.5	14.9	15.9	18.8	19.1
9	39.0	38.6	37.8	36.3	36.0	35.9	33.7	31.8	33.0	32.9
10	50.8	50.2	48.7	46.3	45.8	45.6	42.0	38.8	40.8	40.7
11	58.5	57.6	55.4	51.9	51.2	51.0	45.7	41.0	43.9	43.8
12	60.3	57.5	52.9	48.6	49.6	53.5	54.0	50.7	47.2	44.8

Attachment 3-A

Month/Hour	111	112	113	114	115	116	117	118	119	120
1	33.9	32.0	35.0	34.7	35.2	39.3	43.6	45.3	46.9	49.2
2	43.2	41.8	44.0	43.8	44.1	47.0	50.0	51.3	52.4	54.0
3	47.2	49.6	51.7	50.7	49.3	49.1	49.9	49.4	49.0	49.4
4	48.8	52.0	54.8	53.4	51.6	51.3	52.4	51.6	51.1	51.7
5	39.9	41.8	43.5	42.7	41.6	41.4	42.0	41.6	41.3	41.6
6	33.2	35.6	37.2	39.0	39.4	37.3	38.1	39.3	40.5	42.9
7	24.2	25.8	26.8	28.1	28.3	26.9	27.5	28.3	29.1	30.7
8	20.0	21.2	22.0	22.9	23.1	22.1	22.5	23.1	23.7	24.9
9	32.4	31.8	30.9	31.8	32.1	33.7	35.3	36.1	36.1	39.4
10	39.8	38.8	37.3	38.8	39.4	42.0	44.7	46.0	46.0	51.4
11	42.5	41.0	38.9	41.1	41.9	45.8	49.6	51.5	51.4	59.3
12	40.9	39.3	41.7	41.5	41.9	45.1	48.5	49.9	51.1	52.9

Attachment 3-A

Month/Hour	121	122	123	124	125	126	127	128	129	130
1	76.7	72.9	65.8	60.6	58.6	55.1	49.2	43.7	45.0	49.9
2	73.4	70.7	65.7	62.1	60.6	58.2	54.0	50.1	51.0	54.5
3	47.9	48.6	47.9	47.6	47.8	47.4	43.8	38.7	38.5	38.8
4	49.6	50.6	49.7	49.3	49.5	49.0	44.2	37.3	37.1	37.5
5	40.4	41.0	40.4	40.2	40.3	40.0	37.1	32.9	32.8	33.0
6	43.2	43.5	41.3	41.6	43.0	43.6	43.1	37.5	27.3	22.3
7	30.9	31.1	29.6	29.8	30.7	31.2	30.8	27.0	20.2	16.8
8	25.1	25.2	24.1	24.3	24.9	25.2	25.0	22.2	17.0	14.5
9	40.8	41.3	40.6	40.0	39.0	38.6	37.8	36.3	36.0	35.9
10	53.8	54.5	53.5	52.4	50.8	50.2	48.7	46.3	45.8	45.6
11	62.9	63.9	62.3	60.7	58.5	57.6	55.4	51.9	51.2	51.0
12	74.5	71.5	66.0	61.9	60.3	57.5	52.9	48.6	49.6	53.5

Attachment 3-A

Month/Hour	131	132	133	134	135	136	137	138	139	140
1	50.6	46.4	41.9	38.9	33.9	32.0	35.0	34.7	35.2	39.3
2	55.0	52.0	48.9	46.7	43.2	41.8	44.0	43.8	44.1	47.0
3	39.6	42.9	44.1	45.8	47.2	49.6	51.7	50.7	49.3	49.1
4	38.6	43.0	44.6	46.9	48.8	52.0	54.8	53.4	51.6	51.3
5	33.7	36.4	37.3	38.7	39.9	41.8	43.5	42.7	41.6	41.4
6	23.2	25.1	30.8	31.4	33.2	35.6	37.2	39.0	39.4	37.3
7	17.4	18.7	22.5	22.9	24.2	25.8	26.8	28.1	28.3	26.9
8	14.9	15.9	18.8	19.1	20.0	21.2	22.0	22.9	23.1	22.1
9	33.7	31.8	33.0	32.9	32.4	31.8	30.9	31.8	32.1	33.7
10	42.0	38.8	40.8	40.7	39.8	38.8	37.3	38.8	39.4	42.0
11	45.7	41.0	43.9	43.8	42.5	41.0	38.9	41.1	41.9	45.8
12	54.0	50.7	47.2	44.8	40.9	39.3	41.7	41.5	41.9	45.1

Attachment 3-A

Month/Hour	141	142	143	144	145	146	147	148	149	150
1	43.6	45.3	46.9	49.2	76.7	72.9	65.8	60.6	58.6	55.1
2	50.0	51.3	52.4	54.0	73.4	70.7	65.7	62.1	60.6	58.2
3	49.9	49.4	49.0	49.4	47.9	48.6	47.9	47.6	47.8	47.4
4	52.4	51.6	51.1	51.7	49.6	50.6	49.7	49.3	49.5	49.0
5	42.0	41.6	41.3	41.6	40.4	41.0	40.4	40.2	40.3	40.0
6	38.1	39.3	40.5	42.9	43.2	43.5	41.3	41.6	43.0	43.6
7	27.5	28.3	29.1	30.7	30.9	31.1	29.6	29.8	30.7	31.2
8	22.5	23.1	23.7	24.9	25.1	25.2	24.1	24.3	24.9	25.2
9	35.3	36.1	36.1	39.4	40.8	41.3	40.6	40.0	39.0	38.6
10	44.7	46.0	46.0	51.4	53.8	54.5	53.5	52.4	50.8	50.2
11	49.6	51.5	51.4	59.3	62.9	63.9	62.3	60.7	58.5	57.6
12	48.5	49.9	51.1	52.9	74.5	71.5	66.0	61.9	60.3	57.5

Attachment 3-A

Month/Hour	151	152	153	154	155	156	157	158	159	160
1	49.2	43.7	45.0	49.9	50.6	46.4	41.9	38.9	33.9	32.0
2	54.0	50.1	51.0	54.5	55.0	52.0	48.9	46.7	43.2	41.8
3	43.8	38.7	38.5	38.8	39.6	42.9	44.1	45.8	47.2	49.6
4	44.2	37.3	37.1	37.5	38.6	43.0	44.6	46.9	48.8	52.0
5	37.1	32.9	32.8	33.0	33.7	36.4	37.3	38.7	39.9	41.8
6	43.1	37.5	27.3	22.3	23.2	25.1	30.8	31.4	33.2	35.6
7	30.8	27.0	20.2	16.8	17.4	18.7	22.5	22.9	24.2	25.8
8	25.0	22.2	17.0	14.5	14.9	15.9	18.8	19.1	20.0	21.2
9	37.8	36.3	36.0	35.9	33.7	31.8	33.0	32.9	32.4	31.8
10	48.7	46.3	45.8	45.6	42.0	38.8	40.8	40.7	39.8	38.8
11	55.4	51.9	51.2	51.0	45.7	41.0	43.9	43.8	42.5	41.0
12	52.9	48.6	49.6	53.5	54.0	50.7	47.2	44.8	40.9	39.3

Attachment 3-A

Month/Hour	161	162	163	164	165	166	167	168
1	35.0	34.7	35.2	39.3	43.6	45.3	46.9	49.2
2	44.0	43.8	44.1	47.0	50.0	51.3	52.4	54.0
3	51.7	50.7	49.3	49.1	49.9	49.4	49.0	49.4
4	54.8	53.4	51.6	51.3	52.4	51.6	51.1	51.7
5	43.5	42.7	41.6	41.4	42.0	41.6	41.3	41.6
6	37.2	39.0	39.4	37.3	38.1	39.3	40.5	42.9
7	26.8	28.1	28.3	26.9	27.5	28.3	29.1	30.7
8	22.0	22.9	23.1	22.1	22.5	23.1	23.7	24.9
9	30.9	31.8	32.1	33.7	35.3	36.1	36.1	39.4
10	37.3	38.8	39.4	42.0	44.7	46.0	46.0	51.4
11	38.9	41.1	41.9	45.8	49.6	51.5	51.4	59.3
12	41.7	41.5	41.9	45.1	48.5	49.9	51.1	52.9

Attachment 3-A

Tranche: PPA_IN_Wind_2

Month/Hour	1	2	3	4	5	6	7	8	9	10
1	65.3	62.1	56.1	51.6	49.9	46.9	42.0	37.3	38.3	42.6
2	62.5	60.3	56.0	52.9	51.6	49.6	46.0	42.7	43.5	46.5
3	40.8	41.4	40.8	40.5	40.7	40.4	37.3	33.0	32.8	33.1
4	42.3	43.1	42.4	42.0	42.2	41.7	37.6	31.8	31.6	31.9
5	34.4	34.9	34.4	34.2	34.3	34.1	31.6	28.1	27.9	28.1
6	36.8	37.1	35.2	35.4	36.6	37.1	36.7	31.9	23.3	19.0
7	26.3	26.5	25.2	25.4	26.2	26.5	26.3	23.0	17.2	14.3
8	21.4	21.5	20.5	20.7	21.3	21.5	21.3	18.9	14.5	12.4
9	34.8	35.2	34.6	34.0	33.3	32.9	32.2	30.9	30.7	30.6
10	45.9	46.5	45.6	44.6	43.3	42.7	41.5	39.4	39.0	38.9
11	53.6	54.4	53.1	51.7	49.9	49.0	47.2	44.2	43.6	43.4
12	63.5	60.9	56.2	52.7	51.3	49.0	45.1	41.4	42.2	45.6

Attachment 3-A

Month/Hour	11	12	13	14	15	16	17	18	19	20
1	43.1	39.5	35.7	33.1	28.9	27.2	29.8	29.6	30.0	33.5
2	46.9	44.3	41.6	39.8	36.8	35.6	37.4	37.3	37.6	40.0
3	33.8	36.6	37.6	39.1	40.2	42.3	44.1	43.2	42.0	41.8
4	32.9	36.6	38.0	40.0	41.6	44.3	46.7	45.5	43.9	43.7
5	28.7	31.0	31.8	33.0	34.0	35.6	37.1	36.4	35.4	35.3
6	19.7	21.4	26.2	26.7	28.3	30.3	31.7	33.2	33.6	31.7
7	14.8	15.9	19.2	19.5	20.6	22.0	22.9	23.9	24.1	22.9
8	12.7	13.6	16.0	16.3	17.1	18.1	18.8	19.6	19.7	18.8
9	28.7	27.1	28.1	28.1	27.6	27.1	26.3	27.1	27.4	28.7
10	35.8	33.0	34.7	34.7	33.9	33.0	31.8	33.1	33.5	35.8
11	38.9	35.0	37.4	37.4	36.2	34.9	33.2	35.0	35.7	39.0
12	46.0	43.2	40.2	38.1	34.8	33.5	35.5	35.3	35.7	38.4

Attachment 3-A

Month/Hour	21	22	23	24	25	26	27	28	29	30
1	37.1	38.6	39.9	41.9	65.3	62.1	56.1	51.6	49.9	46.9
2	42.6	43.7	44.6	46.0	62.5	60.3	56.0	52.9	51.6	49.6
3	42.5	42.1	41.7	42.1	40.8	41.4	40.8	40.5	40.7	40.4
4	44.6	44.0	43.5	44.0	42.3	43.1	42.4	42.0	42.2	41.7
5	35.8	35.4	35.2	35.5	34.4	34.9	34.4	34.2	34.3	34.1
6	32.5	33.5	34.5	36.6	36.8	37.1	35.2	35.4	36.6	37.1
7	23.4	24.1	24.8	26.2	26.3	26.5	25.2	25.4	26.2	26.5
8	19.2	19.7	20.2	21.2	21.4	21.5	20.5	20.7	21.3	21.5
9	30.1	30.8	30.8	33.6	34.8	35.2	34.6	34.0	33.3	32.9
10	38.1	39.2	39.2	43.8	45.9	46.5	45.6	44.6	43.3	42.7
11	42.2	43.9	43.8	50.6	53.6	54.4	53.1	51.7	49.9	49.0
12	41.3	42.5	43.5	45.1	63.5	60.9	56.2	52.7	51.3	49.0

Attachment 3-A

Month/Hour	31	32	33	34	35	36	37	38	39	40
1	42.0	37.3	38.3	42.6	43.1	39.5	35.7	33.1	28.9	27.2
2	46.0	42.7	43.5	46.5	46.9	44.3	41.6	39.8	36.8	35.6
3	37.3	33.0	32.8	33.1	33.8	36.6	37.6	39.1	40.2	42.3
4	37.6	31.8	31.6	31.9	32.9	36.6	38.0	40.0	41.6	44.3
5	31.6	28.1	27.9	28.1	28.7	31.0	31.8	33.0	34.0	35.6
6	36.7	31.9	23.3	19.0	19.7	21.4	26.2	26.7	28.3	30.3
7	26.3	23.0	17.2	14.3	14.8	15.9	19.2	19.5	20.6	22.0
8	21.3	18.9	14.5	12.4	12.7	13.6	16.0	16.3	17.1	18.1
9	32.2	30.9	30.7	30.6	28.7	27.1	28.1	28.1	27.6	27.1
10	41.5	39.4	39.0	38.9	35.8	33.0	34.7	34.7	33.9	33.0
11	47.2	44.2	43.6	43.4	38.9	35.0	37.4	37.4	36.2	34.9
12	45.1	41.4	42.2	45.6	46.0	43.2	40.2	38.1	34.8	33.5

Attachment 3-A

Month/Hour	41	42	43	44	45	46	47	48	49	50
1	29.8	29.6	30.0	33.5	37.1	38.6	39.9	41.9	65.3	62.1
2	37.4	37.3	37.6	40.0	42.6	43.7	44.6	46.0	62.5	60.3
3	44.1	43.2	42.0	41.8	42.5	42.1	41.7	42.1	40.8	41.4
4	46.7	45.5	43.9	43.7	44.6	44.0	43.5	44.0	42.3	43.1
5	37.1	36.4	35.4	35.3	35.8	35.4	35.2	35.5	34.4	34.9
6	31.7	33.2	33.6	31.7	32.5	33.5	34.5	36.6	36.8	37.1
7	22.9	23.9	24.1	22.9	23.4	24.1	24.8	26.2	26.3	26.5
8	18.8	19.6	19.7	18.8	19.2	19.7	20.2	21.2	21.4	21.5
9	26.3	27.1	27.4	28.7	30.1	30.8	30.8	33.6	34.8	35.2
10	31.8	33.1	33.5	35.8	38.1	39.2	39.2	43.8	45.9	46.5
11	33.2	35.0	35.7	39.0	42.2	43.9	43.8	50.6	53.6	54.4
12	35.5	35.3	35.7	38.4	41.3	42.5	43.5	45.1	63.5	60.9

Attachment 3-A

Month/Hour	51	52	53	54	55	56	57	58	59	60
1	56.1	51.6	49.9	46.9	42.0	37.3	38.3	42.6	43.1	39.5
2	56.0	52.9	51.6	49.6	46.0	42.7	43.5	46.5	46.9	44.3
3	40.8	40.5	40.7	40.4	37.3	33.0	32.8	33.1	33.8	36.6
4	42.4	42.0	42.2	41.7	37.6	31.8	31.6	31.9	32.9	36.6
5	34.4	34.2	34.3	34.1	31.6	28.1	27.9	28.1	28.7	31.0
6	35.2	35.4	36.6	37.1	36.7	31.9	23.3	19.0	19.7	21.4
7	25.2	25.4	26.2	26.5	26.3	23.0	17.2	14.3	14.8	15.9
8	20.5	20.7	21.3	21.5	21.3	18.9	14.5	12.4	12.7	13.6
9	34.6	34.0	33.3	32.9	32.2	30.9	30.7	30.6	28.7	27.1
10	45.6	44.6	43.3	42.7	41.5	39.4	39.0	38.9	35.8	33.0
11	53.1	51.7	49.9	49.0	47.2	44.2	43.6	43.4	38.9	35.0
12	56.2	52.7	51.3	49.0	45.1	41.4	42.2	45.6	46.0	43.2

Attachment 3-A

Month/Hour	61	62	63	64	65	66	67	68	69	70
1	35.7	33.1	28.9	27.2	29.8	29.6	30.0	33.5	37.1	38.6
2	41.6	39.8	36.8	35.6	37.4	37.3	37.6	40.0	42.6	43.7
3	37.6	39.1	40.2	42.3	44.1	43.2	42.0	41.8	42.5	42.1
4	38.0	40.0	41.6	44.3	46.7	45.5	43.9	43.7	44.6	44.0
5	31.8	33.0	34.0	35.6	37.1	36.4	35.4	35.3	35.8	35.4
6	26.2	26.7	28.3	30.3	31.7	33.2	33.6	31.7	32.5	33.5
7	19.2	19.5	20.6	22.0	22.9	23.9	24.1	22.9	23.4	24.1
8	16.0	16.3	17.1	18.1	18.8	19.6	19.7	18.8	19.2	19.7
9	28.1	28.1	27.6	27.1	26.3	27.1	27.4	28.7	30.1	30.8
10	34.7	34.7	33.9	33.0	31.8	33.1	33.5	35.8	38.1	39.2
11	37.4	37.4	36.2	34.9	33.2	35.0	35.7	39.0	42.2	43.9
12	40.2	38.1	34.8	33.5	35.5	35.3	35.7	38.4	41.3	42.5

Attachment 3-A

Month/Hour	71	72	73	74	75	76	77	78	79	80
1	39.9	41.9	65.3	62.1	56.1	51.6	49.9	46.9	42.0	37.3
2	44.6	46.0	62.5	60.3	56.0	52.9	51.6	49.6	46.0	42.7
3	41.7	42.1	40.8	41.4	40.8	40.5	40.7	40.4	37.3	33.0
4	43.5	44.0	42.3	43.1	42.4	42.0	42.2	41.7	37.6	31.8
5	35.2	35.5	34.4	34.9	34.4	34.2	34.3	34.1	31.6	28.1
6	34.5	36.6	36.8	37.1	35.2	35.4	36.6	37.1	36.7	31.9
7	24.8	26.2	26.3	26.5	25.2	25.4	26.2	26.5	26.3	23.0
8	20.2	21.2	21.4	21.5	20.5	20.7	21.3	21.5	21.3	18.9
9	30.8	33.6	34.8	35.2	34.6	34.0	33.3	32.9	32.2	30.9
10	39.2	43.8	45.9	46.5	45.6	44.6	43.3	42.7	41.5	39.4
11	43.8	50.6	53.6	54.4	53.1	51.7	49.9	49.0	47.2	44.2
12	43.5	45.1	63.5	60.9	56.2	52.7	51.3	49.0	45.1	41.4

Attachment 3-A

Month/Hour	81	82	83	84	85	86	87	88	89	90
1	38.3	42.6	43.1	39.5	35.7	33.1	28.9	27.2	29.8	29.6
2	43.5	46.5	46.9	44.3	41.6	39.8	36.8	35.6	37.4	37.3
3	32.8	33.1	33.8	36.6	37.6	39.1	40.2	42.3	44.1	43.2
4	31.6	31.9	32.9	36.6	38.0	40.0	41.6	44.3	46.7	45.5
5	27.9	28.1	28.7	31.0	31.8	33.0	34.0	35.6	37.1	36.4
6	23.3	19.0	19.7	21.4	26.2	26.7	28.3	30.3	31.7	33.2
7	17.2	14.3	14.8	15.9	19.2	19.5	20.6	22.0	22.9	23.9
8	14.5	12.4	12.7	13.6	16.0	16.3	17.1	18.1	18.8	19.6
9	30.7	30.6	28.7	27.1	28.1	28.1	27.6	27.1	26.3	27.1
10	39.0	38.9	35.8	33.0	34.7	34.7	33.9	33.0	31.8	33.1
11	43.6	43.4	38.9	35.0	37.4	37.4	36.2	34.9	33.2	35.0
12	42.2	45.6	46.0	43.2	40.2	38.1	34.8	33.5	35.5	35.3

Attachment 3-A

Month/Hour	91	92	93	94	95	96	97	98	99	100
1	30.0	33.5	37.1	38.6	39.9	41.9	65.3	62.1	56.1	51.6
2	37.6	40.0	42.6	43.7	44.6	46.0	62.5	60.3	56.0	52.9
3	42.0	41.8	42.5	42.1	41.7	42.1	40.8	41.4	40.8	40.5
4	43.9	43.7	44.6	44.0	43.5	44.0	42.3	43.1	42.4	42.0
5	35.4	35.3	35.8	35.4	35.2	35.5	34.4	34.9	34.4	34.2
6	33.6	31.7	32.5	33.5	34.5	36.6	36.8	37.1	35.2	35.4
7	24.1	22.9	23.4	24.1	24.8	26.2	26.3	26.5	25.2	25.4
8	19.7	18.8	19.2	19.7	20.2	21.2	21.4	21.5	20.5	20.7
9	27.4	28.7	30.1	30.8	30.8	33.6	34.8	35.2	34.6	34.0
10	33.5	35.8	38.1	39.2	39.2	43.8	45.9	46.5	45.6	44.6
11	35.7	39.0	42.2	43.9	43.8	50.6	53.6	54.4	53.1	51.7
12	35.7	38.4	41.3	42.5	43.5	45.1	63.5	60.9	56.2	52.7

Attachment 3-A

Month/Hour	101	102	103	104	105	106	107	108	109	110
1	49.9	46.9	42.0	37.3	38.3	42.6	43.1	39.5	35.7	33.1
2	51.6	49.6	46.0	42.7	43.5	46.5	46.9	44.3	41.6	39.8
3	40.7	40.4	37.3	33.0	32.8	33.1	33.8	36.6	37.6	39.1
4	42.2	41.7	37.6	31.8	31.6	31.9	32.9	36.6	38.0	40.0
5	34.3	34.1	31.6	28.1	27.9	28.1	28.7	31.0	31.8	33.0
6	36.6	37.1	36.7	31.9	23.3	19.0	19.7	21.4	26.2	26.7
7	26.2	26.5	26.3	23.0	17.2	14.3	14.8	15.9	19.2	19.5
8	21.3	21.5	21.3	18.9	14.5	12.4	12.7	13.6	16.0	16.3
9	33.3	32.9	32.2	30.9	30.7	30.6	28.7	27.1	28.1	28.1
10	43.3	42.7	41.5	39.4	39.0	38.9	35.8	33.0	34.7	34.7
11	49.9	49.0	47.2	44.2	43.6	43.4	38.9	35.0	37.4	37.4
12	51.3	49.0	45.1	41.4	42.2	45.6	46.0	43.2	40.2	38.1

Attachment 3-A

Month/Hour	111	112	113	114	115	116	117	118	119	120
1	28.9	27.2	29.8	29.6	30.0	33.5	37.1	38.6	39.9	41.9
2	36.8	35.6	37.4	37.3	37.6	40.0	42.6	43.7	44.6	46.0
3	40.2	42.3	44.1	43.2	42.0	41.8	42.5	42.1	41.7	42.1
4	41.6	44.3	46.7	45.5	43.9	43.7	44.6	44.0	43.5	44.0
5	34.0	35.6	37.1	36.4	35.4	35.3	35.8	35.4	35.2	35.5
6	28.3	30.3	31.7	33.2	33.6	31.7	32.5	33.5	34.5	36.6
7	20.6	22.0	22.9	23.9	24.1	22.9	23.4	24.1	24.8	26.2
8	17.1	18.1	18.8	19.6	19.7	18.8	19.2	19.7	20.2	21.2
9	27.6	27.1	26.3	27.1	27.4	28.7	30.1	30.8	30.8	33.6
10	33.9	33.0	31.8	33.1	33.5	35.8	38.1	39.2	39.2	43.8
11	36.2	34.9	33.2	35.0	35.7	39.0	42.2	43.9	43.8	50.6
12	34.8	33.5	35.5	35.3	35.7	38.4	41.3	42.5	43.5	45.1

Attachment 3-A

Month/Hour	121	122	123	124	125	126	127	128	129	130
1	65.3	62.1	56.1	51.6	49.9	46.9	42.0	37.3	38.3	42.6
2	62.5	60.3	56.0	52.9	51.6	49.6	46.0	42.7	43.5	46.5
3	40.8	41.4	40.8	40.5	40.7	40.4	37.3	33.0	32.8	33.1
4	42.3	43.1	42.4	42.0	42.2	41.7	37.6	31.8	31.6	31.9
5	34.4	34.9	34.4	34.2	34.3	34.1	31.6	28.1	27.9	28.1
6	36.8	37.1	35.2	35.4	36.6	37.1	36.7	31.9	23.3	19.0
7	26.3	26.5	25.2	25.4	26.2	26.5	26.3	23.0	17.2	14.3
8	21.4	21.5	20.5	20.7	21.3	21.5	21.3	18.9	14.5	12.4
9	34.8	35.2	34.6	34.0	33.3	32.9	32.2	30.9	30.7	30.6
10	45.9	46.5	45.6	44.6	43.3	42.7	41.5	39.4	39.0	38.9
11	53.6	54.4	53.1	51.7	49.9	49.0	47.2	44.2	43.6	43.4
12	63.5	60.9	56.2	52.7	51.3	49.0	45.1	41.4	42.2	45.6

Attachment 3-A

Month/Hour	131	132	133	134	135	136	137	138	139	140
1	43.1	39.5	35.7	33.1	28.9	27.2	29.8	29.6	30.0	33.5
2	46.9	44.3	41.6	39.8	36.8	35.6	37.4	37.3	37.6	40.0
3	33.8	36.6	37.6	39.1	40.2	42.3	44.1	43.2	42.0	41.8
4	32.9	36.6	38.0	40.0	41.6	44.3	46.7	45.5	43.9	43.7
5	28.7	31.0	31.8	33.0	34.0	35.6	37.1	36.4	35.4	35.3
6	19.7	21.4	26.2	26.7	28.3	30.3	31.7	33.2	33.6	31.7
7	14.8	15.9	19.2	19.5	20.6	22.0	22.9	23.9	24.1	22.9
8	12.7	13.6	16.0	16.3	17.1	18.1	18.8	19.6	19.7	18.8
9	28.7	27.1	28.1	28.1	27.6	27.1	26.3	27.1	27.4	28.7
10	35.8	33.0	34.7	34.7	33.9	33.0	31.8	33.1	33.5	35.8
11	38.9	35.0	37.4	37.4	36.2	34.9	33.2	35.0	35.7	39.0
12	46.0	43.2	40.2	38.1	34.8	33.5	35.5	35.3	35.7	38.4

Attachment 3-A

Month/Hour	141	142	143	144	145	146	147	148	149	150
1	37.1	38.6	39.9	41.9	65.3	62.1	56.1	51.6	49.9	46.9
2	42.6	43.7	44.6	46.0	62.5	60.3	56.0	52.9	51.6	49.6
3	42.5	42.1	41.7	42.1	40.8	41.4	40.8	40.5	40.7	40.4
4	44.6	44.0	43.5	44.0	42.3	43.1	42.4	42.0	42.2	41.7
5	35.8	35.4	35.2	35.5	34.4	34.9	34.4	34.2	34.3	34.1
6	32.5	33.5	34.5	36.6	36.8	37.1	35.2	35.4	36.6	37.1
7	23.4	24.1	24.8	26.2	26.3	26.5	25.2	25.4	26.2	26.5
8	19.2	19.7	20.2	21.2	21.4	21.5	20.5	20.7	21.3	21.5
9	30.1	30.8	30.8	33.6	34.8	35.2	34.6	34.0	33.3	32.9
10	38.1	39.2	39.2	43.8	45.9	46.5	45.6	44.6	43.3	42.7
11	42.2	43.9	43.8	50.6	53.6	54.4	53.1	51.7	49.9	49.0
12	41.3	42.5	43.5	45.1	63.5	60.9	56.2	52.7	51.3	49.0

Attachment 3-A

Month/Hour	151	152	153	154	155	156	157	158	159	160
1	42.0	37.3	38.3	42.6	43.1	39.5	35.7	33.1	28.9	27.2
2	46.0	42.7	43.5	46.5	46.9	44.3	41.6	39.8	36.8	35.6
3	37.3	33.0	32.8	33.1	33.8	36.6	37.6	39.1	40.2	42.3
4	37.6	31.8	31.6	31.9	32.9	36.6	38.0	40.0	41.6	44.3
5	31.6	28.1	27.9	28.1	28.7	31.0	31.8	33.0	34.0	35.6
6	36.7	31.9	23.3	19.0	19.7	21.4	26.2	26.7	28.3	30.3
7	26.3	23.0	17.2	14.3	14.8	15.9	19.2	19.5	20.6	22.0
8	21.3	18.9	14.5	12.4	12.7	13.6	16.0	16.3	17.1	18.1
9	32.2	30.9	30.7	30.6	28.7	27.1	28.1	28.1	27.6	27.1
10	41.5	39.4	39.0	38.9	35.8	33.0	34.7	34.7	33.9	33.0
11	47.2	44.2	43.6	43.4	38.9	35.0	37.4	37.4	36.2	34.9
12	45.1	41.4	42.2	45.6	46.0	43.2	40.2	38.1	34.8	33.5

Attachment 3-A

Month/Hour	161	162	163	164	165	166	167	168
1	29.8	29.6	30.0	33.5	37.1	38.6	39.9	41.9
2	37.4	37.3	37.6	40.0	42.6	43.7	44.6	46.0
3	44.1	43.2	42.0	41.8	42.5	42.1	41.7	42.1
4	46.7	45.5	43.9	43.7	44.6	44.0	43.5	44.0
5	37.1	36.4	35.4	35.3	35.8	35.4	35.2	35.5
6	31.7	33.2	33.6	31.7	32.5	33.5	34.5	36.6
7	22.9	23.9	24.1	22.9	23.4	24.1	24.8	26.2
8	18.8	19.6	19.7	18.8	19.2	19.7	20.2	21.2
9	26.3	27.1	27.4	28.7	30.1	30.8	30.8	33.6
10	31.8	33.1	33.5	35.8	38.1	39.2	39.2	43.8
11	33.2	35.0	35.7	39.0	42.2	43.9	43.8	50.6
12	35.5	35.3	35.7	38.4	41.3	42.5	43.5	45.1

Attachment 3-A

Tranche: Sale_IN_Wind_1_2020

Month/Hour	1	2	3	4	5	6	7	8	9	10
1	75.4	71.6	64.7	59.6	57.6	54.2	48.4	43.0	44.2	49.1
2	72.2	69.5	64.6	61.0	59.6	57.2	53.1	49.3	50.2	53.6
3	47.1	47.8	47.1	46.8	47.0	46.6	43.1	38.0	37.9	38.2
4	48.8	49.8	48.9	48.4	48.7	48.2	43.4	36.7	36.5	36.9
5	39.7	40.3	39.8	39.5	39.6	39.3	36.5	32.4	32.3	32.5
6	42.5	42.8	40.6	40.9	42.2	42.8	42.4	36.9	26.9	22.0
7	30.4	30.6	29.1	29.3	30.2	30.6	30.3	26.6	19.9	16.5
8	24.7	24.8	23.7	23.9	24.5	24.8	24.6	21.8	16.8	14.3
9	40.2	40.6	39.9	39.3	38.4	38.0	37.1	35.7	35.4	35.3
10	52.9	53.6	52.6	51.5	50.0	49.3	47.9	45.5	45.0	44.9
11	61.8	62.8	61.3	59.7	57.6	56.6	54.5	51.0	50.4	50.1
12	73.3	70.3	64.9	60.8	59.2	56.6	52.0	47.8	48.7	52.6

Attachment 3-A

Month/Hour	11	12	13	14	15	16	17	18	19	20
1	49.8	45.6	41.2	38.2	33.3	31.4	34.4	34.1	34.7	38.6
2	54.1	51.1	48.1	45.9	42.5	41.1	43.2	43.0	43.4	46.2
3	39.0	42.2	43.4	45.1	46.4	48.8	50.8	49.8	48.5	48.3
4	37.9	42.3	43.9	46.1	48.0	51.1	53.9	52.5	50.7	50.4
5	33.1	35.8	36.7	38.1	39.2	41.1	42.8	42.0	40.9	40.7
6	22.8	24.7	30.3	30.9	32.7	35.0	36.5	38.4	38.7	36.6
7	17.1	18.4	22.1	22.5	23.8	25.3	26.4	27.6	27.9	26.4
8	14.7	15.7	18.5	18.8	19.7	20.9	21.6	22.6	22.8	21.7
9	33.1	31.3	32.4	32.4	31.9	31.2	30.4	31.3	31.6	33.2
10	41.3	38.1	40.1	40.0	39.2	38.1	36.7	38.2	38.7	41.3
11	44.9	40.4	43.2	43.1	41.8	40.3	38.3	40.4	41.2	45.0
12	53.1	49.8	46.4	44.0	40.2	38.7	41.0	40.8	41.2	44.3

Attachment 3-A

Month/Hour	21	22	23	24	25	26	27	28	29	30
1	42.9	44.6	46.1	48.4	75.4	71.6	64.7	59.6	57.6	54.2
2	49.2	50.4	51.5	53.1	72.2	69.5	64.6	61.0	59.6	57.2
3	49.1	48.5	48.2	48.6	47.1	47.8	47.1	46.8	47.0	46.6
4	51.5	50.8	50.2	50.8	48.8	49.8	48.9	48.4	48.7	48.2
5	41.3	40.9	40.6	40.9	39.7	40.3	39.8	39.5	39.6	39.3
6	37.5	38.7	39.8	42.2	42.5	42.8	40.6	40.9	42.2	42.8
7	27.0	27.8	28.6	30.2	30.4	30.6	29.1	29.3	30.2	30.6
8	22.1	22.7	23.3	24.5	24.7	24.8	23.7	23.9	24.5	24.8
9	34.7	35.5	35.5	38.7	40.2	40.6	39.9	39.3	38.4	38.0
10	43.9	45.2	45.2	50.6	52.9	53.6	52.6	51.5	50.0	49.3
11	48.7	50.6	50.6	58.4	61.8	62.8	61.3	59.7	57.6	56.6
12	47.7	49.0	50.2	52.0	73.3	70.3	64.9	60.8	59.2	56.6

Attachment 3-A

Month/Hour	31	32	33	34	35	36	37	38	39	40
1	48.4	43.0	44.2	49.1	49.8	45.6	41.2	38.2	33.3	31.4
2	53.1	49.3	50.2	53.6	54.1	51.1	48.1	45.9	42.5	41.1
3	43.1	38.0	37.9	38.2	39.0	42.2	43.4	45.1	46.4	48.8
4	43.4	36.7	36.5	36.9	37.9	42.3	43.9	46.1	48.0	51.1
5	36.5	32.4	32.3	32.5	33.1	35.8	36.7	38.1	39.2	41.1
6	42.4	36.9	26.9	22.0	22.8	24.7	30.3	30.9	32.7	35.0
7	30.3	26.6	19.9	16.5	17.1	18.4	22.1	22.5	23.8	25.3
8	24.6	21.8	16.8	14.3	14.7	15.7	18.5	18.8	19.7	20.9
9	37.1	35.7	35.4	35.3	33.1	31.3	32.4	32.4	31.9	31.2
10	47.9	45.5	45.0	44.9	41.3	38.1	40.1	40.0	39.2	38.1
11	54.5	51.0	50.4	50.1	44.9	40.4	43.2	43.1	41.8	40.3
12	52.0	47.8	48.7	52.6	53.1	49.8	46.4	44.0	40.2	38.7

Attachment 3-A

Month/Hour	41	42	43	44	45	46	47	48	49	50
1	34.4	34.1	34.7	38.6	42.9	44.6	46.1	48.4	75.4	71.6
2	43.2	43.0	43.4	46.2	49.2	50.4	51.5	53.1	72.2	69.5
3	50.8	49.8	48.5	48.3	49.1	48.5	48.2	48.6	47.1	47.8
4	53.9	52.5	50.7	50.4	51.5	50.8	50.2	50.8	48.8	49.8
5	42.8	42.0	40.9	40.7	41.3	40.9	40.6	40.9	39.7	40.3
6	36.5	38.4	38.7	36.6	37.5	38.7	39.8	42.2	42.5	42.8
7	26.4	27.6	27.9	26.4	27.0	27.8	28.6	30.2	30.4	30.6
8	21.6	22.6	22.8	21.7	22.1	22.7	23.3	24.5	24.7	24.8
9	30.4	31.3	31.6	33.2	34.7	35.5	35.5	38.7	40.2	40.6
10	36.7	38.2	38.7	41.3	43.9	45.2	45.2	50.6	52.9	53.6
11	38.3	40.4	41.2	45.0	48.7	50.6	50.6	58.4	61.8	62.8
12	41.0	40.8	41.2	44.3	47.7	49.0	50.2	52.0	73.3	70.3

Attachment 3-A

Month/Hour	51	52	53	54	55	56	57	58	59	60
1	64.7	59.6	57.6	54.2	48.4	43.0	44.2	49.1	49.8	45.6
2	64.6	61.0	59.6	57.2	53.1	49.3	50.2	53.6	54.1	51.1
3	47.1	46.8	47.0	46.6	43.1	38.0	37.9	38.2	39.0	42.2
4	48.9	48.4	48.7	48.2	43.4	36.7	36.5	36.9	37.9	42.3
5	39.8	39.5	39.6	39.3	36.5	32.4	32.3	32.5	33.1	35.8
6	40.6	40.9	42.2	42.8	42.4	36.9	26.9	22.0	22.8	24.7
7	29.1	29.3	30.2	30.6	30.3	26.6	19.9	16.5	17.1	18.4
8	23.7	23.9	24.5	24.8	24.6	21.8	16.8	14.3	14.7	15.7
9	39.9	39.3	38.4	38.0	37.1	35.7	35.4	35.3	33.1	31.3
10	52.6	51.5	50.0	49.3	47.9	45.5	45.0	44.9	41.3	38.1
11	61.3	59.7	57.6	56.6	54.5	51.0	50.4	50.1	44.9	40.4
12	64.9	60.8	59.2	56.6	52.0	47.8	48.7	52.6	53.1	49.8

Attachment 3-A

Month/Hour	61	62	63	64	65	66	67	68	69	70
1	41.2	38.2	33.3	31.4	34.4	34.1	34.7	38.6	42.9	44.6
2	48.1	45.9	42.5	41.1	43.2	43.0	43.4	46.2	49.2	50.4
3	43.4	45.1	46.4	48.8	50.8	49.8	48.5	48.3	49.1	48.5
4	43.9	46.1	48.0	51.1	53.9	52.5	50.7	50.4	51.5	50.8
5	36.7	38.1	39.2	41.1	42.8	42.0	40.9	40.7	41.3	40.9
6	30.3	30.9	32.7	35.0	36.5	38.4	38.7	36.6	37.5	38.7
7	22.1	22.5	23.8	25.3	26.4	27.6	27.9	26.4	27.0	27.8
8	18.5	18.8	19.7	20.9	21.6	22.6	22.8	21.7	22.1	22.7
9	32.4	32.4	31.9	31.2	30.4	31.3	31.6	33.2	34.7	35.5
10	40.1	40.0	39.2	38.1	36.7	38.2	38.7	41.3	43.9	45.2
11	43.2	43.1	41.8	40.3	38.3	40.4	41.2	45.0	48.7	50.6
12	46.4	44.0	40.2	38.7	41.0	40.8	41.2	44.3	47.7	49.0

Attachment 3-A

Month/Hour	71	72	73	74	75	76	77	78	79	80
1	46.1	48.4	75.4	71.6	64.7	59.6	57.6	54.2	48.4	43.0
2	51.5	53.1	72.2	69.5	64.6	61.0	59.6	57.2	53.1	49.3
3	48.2	48.6	47.1	47.8	47.1	46.8	47.0	46.6	43.1	38.0
4	50.2	50.8	48.8	49.8	48.9	48.4	48.7	48.2	43.4	36.7
5	40.6	40.9	39.7	40.3	39.8	39.5	39.6	39.3	36.5	32.4
6	39.8	42.2	42.5	42.8	40.6	40.9	42.2	42.8	42.4	36.9
7	28.6	30.2	30.4	30.6	29.1	29.3	30.2	30.6	30.3	26.6
8	23.3	24.5	24.7	24.8	23.7	23.9	24.5	24.8	24.6	21.8
9	35.5	38.7	40.2	40.6	39.9	39.3	38.4	38.0	37.1	35.7
10	45.2	50.6	52.9	53.6	52.6	51.5	50.0	49.3	47.9	45.5
11	50.6	58.4	61.8	62.8	61.3	59.7	57.6	56.6	54.5	51.0
12	50.2	52.0	73.3	70.3	64.9	60.8	59.2	56.6	52.0	47.8

Attachment 3-A

Month/Hour	81	82	83	84	85	86	87	88	89	90
1	44.2	49.1	49.8	45.6	41.2	38.2	33.3	31.4	34.4	34.1
2	50.2	53.6	54.1	51.1	48.1	45.9	42.5	41.1	43.2	43.0
3	37.9	38.2	39.0	42.2	43.4	45.1	46.4	48.8	50.8	49.8
4	36.5	36.9	37.9	42.3	43.9	46.1	48.0	51.1	53.9	52.5
5	32.3	32.5	33.1	35.8	36.7	38.1	39.2	41.1	42.8	42.0
6	26.9	22.0	22.8	24.7	30.3	30.9	32.7	35.0	36.5	38.4
7	19.9	16.5	17.1	18.4	22.1	22.5	23.8	25.3	26.4	27.6
8	16.8	14.3	14.7	15.7	18.5	18.8	19.7	20.9	21.6	22.6
9	35.4	35.3	33.1	31.3	32.4	32.4	31.9	31.2	30.4	31.3
10	45.0	44.9	41.3	38.1	40.1	40.0	39.2	38.1	36.7	38.2
11	50.4	50.1	44.9	40.4	43.2	43.1	41.8	40.3	38.3	40.4
12	48.7	52.6	53.1	49.8	46.4	44.0	40.2	38.7	41.0	40.8

Attachment 3-A

Month/Hour	91	92	93	94	95	96	97	98	99	100
1	34.7	38.6	42.9	44.6	46.1	48.4	75.4	71.6	64.7	59.6
2	43.4	46.2	49.2	50.4	51.5	53.1	72.2	69.5	64.6	61.0
3	48.5	48.3	49.1	48.5	48.2	48.6	47.1	47.8	47.1	46.8
4	50.7	50.4	51.5	50.8	50.2	50.8	48.8	49.8	48.9	48.4
5	40.9	40.7	41.3	40.9	40.6	40.9	39.7	40.3	39.8	39.5
6	38.7	36.6	37.5	38.7	39.8	42.2	42.5	42.8	40.6	40.9
7	27.9	26.4	27.0	27.8	28.6	30.2	30.4	30.6	29.1	29.3
8	22.8	21.7	22.1	22.7	23.3	24.5	24.7	24.8	23.7	23.9
9	31.6	33.2	34.7	35.5	35.5	38.7	40.2	40.6	39.9	39.3
10	38.7	41.3	43.9	45.2	45.2	50.6	52.9	53.6	52.6	51.5
11	41.2	45.0	48.7	50.6	50.6	58.4	61.8	62.8	61.3	59.7
12	41.2	44.3	47.7	49.0	50.2	52.0	73.3	70.3	64.9	60.8

Attachment 3-A

Month/Hour	101	102	103	104	105	106	107	108	109	110
1	57.6	54.2	48.4	43.0	44.2	49.1	49.8	45.6	41.2	38.2
2	59.6	57.2	53.1	49.3	50.2	53.6	54.1	51.1	48.1	45.9
3	47.0	46.6	43.1	38.0	37.9	38.2	39.0	42.2	43.4	45.1
4	48.7	48.2	43.4	36.7	36.5	36.9	37.9	42.3	43.9	46.1
5	39.6	39.3	36.5	32.4	32.3	32.5	33.1	35.8	36.7	38.1
6	42.2	42.8	42.4	36.9	26.9	22.0	22.8	24.7	30.3	30.9
7	30.2	30.6	30.3	26.6	19.9	16.5	17.1	18.4	22.1	22.5
8	24.5	24.8	24.6	21.8	16.8	14.3	14.7	15.7	18.5	18.8
9	38.4	38.0	37.1	35.7	35.4	35.3	33.1	31.3	32.4	32.4
10	50.0	49.3	47.9	45.5	45.0	44.9	41.3	38.1	40.1	40.0
11	57.6	56.6	54.5	51.0	50.4	50.1	44.9	40.4	43.2	43.1
12	59.2	56.6	52.0	47.8	48.7	52.6	53.1	49.8	46.4	44.0

Attachment 3-A

Month/Hour	111	112	113	114	115	116	117	118	119	120
1	33.3	31.4	34.4	34.1	34.7	38.6	42.9	44.6	46.1	48.4
2	42.5	41.1	43.2	43.0	43.4	46.2	49.2	50.4	51.5	53.1
3	46.4	48.8	50.8	49.8	48.5	48.3	49.1	48.5	48.2	48.6
4	48.0	51.1	53.9	52.5	50.7	50.4	51.5	50.8	50.2	50.8
5	39.2	41.1	42.8	42.0	40.9	40.7	41.3	40.9	40.6	40.9
6	32.7	35.0	36.5	38.4	38.7	36.6	37.5	38.7	39.8	42.2
7	23.8	25.3	26.4	27.6	27.9	26.4	27.0	27.8	28.6	30.2
8	19.7	20.9	21.6	22.6	22.8	21.7	22.1	22.7	23.3	24.5
9	31.9	31.2	30.4	31.3	31.6	33.2	34.7	35.5	35.5	38.7
10	39.2	38.1	36.7	38.2	38.7	41.3	43.9	45.2	45.2	50.6
11	41.8	40.3	38.3	40.4	41.2	45.0	48.7	50.6	50.6	58.4
12	40.2	38.7	41.0	40.8	41.2	44.3	47.7	49.0	50.2	52.0

Attachment 3-A

Month/Hour	121	122	123	124	125	126	127	128	129	130
1	75.4	71.6	64.7	59.6	57.6	54.2	48.4	43.0	44.2	49.1
2	72.2	69.5	64.6	61.0	59.6	57.2	53.1	49.3	50.2	53.6
3	47.1	47.8	47.1	46.8	47.0	46.6	43.1	38.0	37.9	38.2
4	48.8	49.8	48.9	48.4	48.7	48.2	43.4	36.7	36.5	36.9
5	39.7	40.3	39.8	39.5	39.6	39.3	36.5	32.4	32.3	32.5
6	42.5	42.8	40.6	40.9	42.2	42.8	42.4	36.9	26.9	22.0
7	30.4	30.6	29.1	29.3	30.2	30.6	30.3	26.6	19.9	16.5
8	24.7	24.8	23.7	23.9	24.5	24.8	24.6	21.8	16.8	14.3
9	40.2	40.6	39.9	39.3	38.4	38.0	37.1	35.7	35.4	35.3
10	52.9	53.6	52.6	51.5	50.0	49.3	47.9	45.5	45.0	44.9
11	61.8	62.8	61.3	59.7	57.6	56.6	54.5	51.0	50.4	50.1
12	73.3	70.3	64.9	60.8	59.2	56.6	52.0	47.8	48.7	52.6

Attachment 3-A

Month/Hour	131	132	133	134	135	136	137	138	139	140
1	49.8	45.6	41.2	38.2	33.3	31.4	34.4	34.1	34.7	38.6
2	54.1	51.1	48.1	45.9	42.5	41.1	43.2	43.0	43.4	46.2
3	39.0	42.2	43.4	45.1	46.4	48.8	50.8	49.8	48.5	48.3
4	37.9	42.3	43.9	46.1	48.0	51.1	53.9	52.5	50.7	50.4
5	33.1	35.8	36.7	38.1	39.2	41.1	42.8	42.0	40.9	40.7
6	22.8	24.7	30.3	30.9	32.7	35.0	36.5	38.4	38.7	36.6
7	17.1	18.4	22.1	22.5	23.8	25.3	26.4	27.6	27.9	26.4
8	14.7	15.7	18.5	18.8	19.7	20.9	21.6	22.6	22.8	21.7
9	33.1	31.3	32.4	32.4	31.9	31.2	30.4	31.3	31.6	33.2
10	41.3	38.1	40.1	40.0	39.2	38.1	36.7	38.2	38.7	41.3
11	44.9	40.4	43.2	43.1	41.8	40.3	38.3	40.4	41.2	45.0
12	53.1	49.8	46.4	44.0	40.2	38.7	41.0	40.8	41.2	44.3

Attachment 3-A

Month/Hour	141	142	143	144	145	146	147	148	149	150
1	42.9	44.6	46.1	48.4	75.4	71.6	64.7	59.6	57.6	54.2
2	49.2	50.4	51.5	53.1	72.2	69.5	64.6	61.0	59.6	57.2
3	49.1	48.5	48.2	48.6	47.1	47.8	47.1	46.8	47.0	46.6
4	51.5	50.8	50.2	50.8	48.8	49.8	48.9	48.4	48.7	48.2
5	41.3	40.9	40.6	40.9	39.7	40.3	39.8	39.5	39.6	39.3
6	37.5	38.7	39.8	42.2	42.5	42.8	40.6	40.9	42.2	42.8
7	27.0	27.8	28.6	30.2	30.4	30.6	29.1	29.3	30.2	30.6
8	22.1	22.7	23.3	24.5	24.7	24.8	23.7	23.9	24.5	24.8
9	34.7	35.5	35.5	38.7	40.2	40.6	39.9	39.3	38.4	38.0
10	43.9	45.2	45.2	50.6	52.9	53.6	52.6	51.5	50.0	49.3
11	48.7	50.6	50.6	58.4	61.8	62.8	61.3	59.7	57.6	56.6
12	47.7	49.0	50.2	52.0	73.3	70.3	64.9	60.8	59.2	56.6

Attachment 3-A

Month/Hour	151	152	153	154	155	156	157	158	159	160
1	48.4	43.0	44.2	49.1	49.8	45.6	41.2	38.2	33.3	31.4
2	53.1	49.3	50.2	53.6	54.1	51.1	48.1	45.9	42.5	41.1
3	43.1	38.0	37.9	38.2	39.0	42.2	43.4	45.1	46.4	48.8
4	43.4	36.7	36.5	36.9	37.9	42.3	43.9	46.1	48.0	51.1
5	36.5	32.4	32.3	32.5	33.1	35.8	36.7	38.1	39.2	41.1
6	42.4	36.9	26.9	22.0	22.8	24.7	30.3	30.9	32.7	35.0
7	30.3	26.6	19.9	16.5	17.1	18.4	22.1	22.5	23.8	25.3
8	24.6	21.8	16.8	14.3	14.7	15.7	18.5	18.8	19.7	20.9
9	37.1	35.7	35.4	35.3	33.1	31.3	32.4	32.4	31.9	31.2
10	47.9	45.5	45.0	44.9	41.3	38.1	40.1	40.0	39.2	38.1
11	54.5	51.0	50.4	50.1	44.9	40.4	43.2	43.1	41.8	40.3
12	52.0	47.8	48.7	52.6	53.1	49.8	46.4	44.0	40.2	38.7

Attachment 3-A

Month/Hour	161	162	163	164	165	166	167	168
1	34.4	34.1	34.7	38.6	42.9	44.6	46.1	48.4
2	43.2	43.0	43.4	46.2	49.2	50.4	51.5	53.1
3	50.8	49.8	48.5	48.3	49.1	48.5	48.2	48.6
4	53.9	52.5	50.7	50.4	51.5	50.8	50.2	50.8
5	42.8	42.0	40.9	40.7	41.3	40.9	40.6	40.9
6	36.5	38.4	38.7	36.6	37.5	38.7	39.8	42.2
7	26.4	27.6	27.9	26.4	27.0	27.8	28.6	30.2
8	21.6	22.6	22.8	21.7	22.1	22.7	23.3	24.5
9	30.4	31.3	31.6	33.2	34.7	35.5	35.5	38.7
10	36.7	38.2	38.7	41.3	43.9	45.2	45.2	50.6
11	38.3	40.4	41.2	45.0	48.7	50.6	50.6	58.4
12	41.0	40.8	41.2	44.3	47.7	49.0	50.2	52.0

Attachment 3-A

Tranche: Sale_IN_Wind_1_2021

Month/Hour	1	2	3	4	5	6	7	8	9	10
1	67.3	64.0	57.8	53.2	51.4	48.4	43.2	38.4	39.5	43.9
2	64.5	62.1	57.7	54.5	53.2	51.1	47.5	44.0	44.8	47.9
3	42.0	42.7	42.1	41.8	42.0	41.6	38.5	34.0	33.8	34.1
4	43.6	44.5	43.7	43.3	43.5	43.0	38.8	32.8	32.6	32.9
5	35.5	36.0	35.5	35.3	35.4	35.1	32.6	28.9	28.8	29.0
6	38.0	38.2	36.3	36.5	37.7	38.3	37.8	32.9	24.0	19.6
7	27.2	27.3	26.0	26.2	27.0	27.4	27.1	23.7	17.7	14.7
8	22.0	22.2	21.2	21.3	21.9	22.2	22.0	19.5	15.0	12.7
9	35.9	36.2	35.7	35.1	34.3	33.9	33.2	31.9	31.6	31.5
10	47.3	47.9	47.0	46.0	44.7	44.1	42.8	40.6	40.2	40.1
11	55.2	56.1	54.7	53.3	51.4	50.5	48.7	45.6	45.0	44.8
12	65.4	62.8	57.9	54.3	52.9	50.5	46.5	42.7	43.5	47.0

Attachment 3-A

Month/Hour	11	12	13	14	15	16	17	18	19	20
1	44.5	40.7	36.8	34.1	29.8	28.1	30.7	30.5	31.0	34.5
2	48.3	45.7	42.9	41.0	37.9	36.7	38.6	38.4	38.8	41.3
3	34.8	37.7	38.8	40.3	41.5	43.6	45.4	44.5	43.3	43.1
4	33.9	37.8	39.2	41.2	42.8	45.7	48.1	46.9	45.3	45.1
5	29.6	31.9	32.8	34.0	35.0	36.7	38.2	37.5	36.5	36.3
6	20.3	22.1	27.0	27.6	29.2	31.3	32.6	34.3	34.6	32.7
7	15.2	16.4	19.8	20.1	21.2	22.6	23.6	24.7	24.9	23.6
8	13.1	14.0	16.5	16.8	17.6	18.6	19.3	20.2	20.3	19.4
9	29.6	27.9	29.0	28.9	28.5	27.9	27.2	27.9	28.2	29.6
10	36.9	34.1	35.8	35.8	35.0	34.0	32.8	34.1	34.6	36.9
11	40.1	36.0	38.6	38.5	37.4	36.0	34.2	36.1	36.8	40.2
12	47.4	44.5	41.4	39.3	35.9	34.5	36.6	36.4	36.8	39.6

Attachment 3-A

Month/Hour	21	22	23	24	25	26	27	28	29	30
1	38.3	39.8	41.2	43.2	67.3	64.0	57.8	53.2	51.4	48.4
2	44.0	45.0	46.0	47.4	64.5	62.1	57.7	54.5	53.2	51.1
3	43.8	43.3	43.0	43.4	42.0	42.7	42.1	41.8	42.0	41.6
4	46.0	45.3	44.9	45.4	43.6	44.5	43.7	43.3	43.5	43.0
5	36.9	36.5	36.2	36.6	35.5	36.0	35.5	35.3	35.4	35.1
6	33.5	34.6	35.6	37.7	38.0	38.2	36.3	36.5	37.7	38.3
7	24.1	24.8	25.5	27.0	27.2	27.3	26.0	26.2	27.0	27.4
8	19.8	20.3	20.8	21.9	22.0	22.2	21.2	21.3	21.9	22.2
9	31.0	31.7	31.7	34.6	35.9	36.2	35.7	35.1	34.3	33.9
10	39.2	40.4	40.4	45.2	47.3	47.9	47.0	46.0	44.7	44.1
11	43.5	45.2	45.2	52.1	55.2	56.1	54.7	53.3	51.4	50.5
12	42.6	43.8	44.9	46.4	65.4	62.8	57.9	54.3	52.9	50.5

Attachment 3-A

Month/Hour	31	32	33	34	35	36	37	38	39	40
1	43.2	38.4	39.5	43.9	44.5	40.7	36.8	34.1	29.8	28.1
2	47.5	44.0	44.8	47.9	48.3	45.7	42.9	41.0	37.9	36.7
3	38.5	34.0	33.8	34.1	34.8	37.7	38.8	40.3	41.5	43.6
4	38.8	32.8	32.6	32.9	33.9	37.8	39.2	41.2	42.8	45.7
5	32.6	28.9	28.8	29.0	29.6	31.9	32.8	34.0	35.0	36.7
6	37.8	32.9	24.0	19.6	20.3	22.1	27.0	27.6	29.2	31.3
7	27.1	23.7	17.7	14.7	15.2	16.4	19.8	20.1	21.2	22.6
8	22.0	19.5	15.0	12.7	13.1	14.0	16.5	16.8	17.6	18.6
9	33.2	31.9	31.6	31.5	29.6	27.9	29.0	28.9	28.5	27.9
10	42.8	40.6	40.2	40.1	36.9	34.1	35.8	35.8	35.0	34.0
11	48.7	45.6	45.0	44.8	40.1	36.0	38.6	38.5	37.4	36.0
12	46.5	42.7	43.5	47.0	47.4	44.5	41.4	39.3	35.9	34.5

Attachment 3-A

Month/Hour	41	42	43	44	45	46	47	48	49	50
1	30.7	30.5	31.0	34.5	38.3	39.8	41.2	43.2	67.3	64.0
2	38.6	38.4	38.8	41.3	44.0	45.0	46.0	47.4	64.5	62.1
3	45.4	44.5	43.3	43.1	43.8	43.3	43.0	43.4	42.0	42.7
4	48.1	46.9	45.3	45.1	46.0	45.3	44.9	45.4	43.6	44.5
5	38.2	37.5	36.5	36.3	36.9	36.5	36.2	36.6	35.5	36.0
6	32.6	34.3	34.6	32.7	33.5	34.6	35.6	37.7	38.0	38.2
7	23.6	24.7	24.9	23.6	24.1	24.8	25.5	27.0	27.2	27.3
8	19.3	20.2	20.3	19.4	19.8	20.3	20.8	21.9	22.0	22.2
9	27.2	27.9	28.2	29.6	31.0	31.7	31.7	34.6	35.9	36.2
10	32.8	34.1	34.6	36.9	39.2	40.4	40.4	45.2	47.3	47.9
11	34.2	36.1	36.8	40.2	43.5	45.2	45.2	52.1	55.2	56.1
12	36.6	36.4	36.8	39.6	42.6	43.8	44.9	46.4	65.4	62.8

Attachment 3-A

Month/Hour	51	52	53	54	55	56	57	58	59	60
1	57.8	53.2	51.4	48.4	43.2	38.4	39.5	43.9	44.5	40.7
2	57.7	54.5	53.2	51.1	47.5	44.0	44.8	47.9	48.3	45.7
3	42.1	41.8	42.0	41.6	38.5	34.0	33.8	34.1	34.8	37.7
4	43.7	43.3	43.5	43.0	38.8	32.8	32.6	32.9	33.9	37.8
5	35.5	35.3	35.4	35.1	32.6	28.9	28.8	29.0	29.6	31.9
6	36.3	36.5	37.7	38.3	37.8	32.9	24.0	19.6	20.3	22.1
7	26.0	26.2	27.0	27.4	27.1	23.7	17.7	14.7	15.2	16.4
8	21.2	21.3	21.9	22.2	22.0	19.5	15.0	12.7	13.1	14.0
9	35.7	35.1	34.3	33.9	33.2	31.9	31.6	31.5	29.6	27.9
10	47.0	46.0	44.7	44.1	42.8	40.6	40.2	40.1	36.9	34.1
11	54.7	53.3	51.4	50.5	48.7	45.6	45.0	44.8	40.1	36.0
12	57.9	54.3	52.9	50.5	46.5	42.7	43.5	47.0	47.4	44.5

Attachment 3-A

Month/Hour	61	62	63	64	65	66	67	68	69	70
1	36.8	34.1	29.8	28.1	30.7	30.5	31.0	34.5	38.3	39.8
2	42.9	41.0	37.9	36.7	38.6	38.4	38.8	41.3	44.0	45.0
3	38.8	40.3	41.5	43.6	45.4	44.5	43.3	43.1	43.8	43.3
4	39.2	41.2	42.8	45.7	48.1	46.9	45.3	45.1	46.0	45.3
5	32.8	34.0	35.0	36.7	38.2	37.5	36.5	36.3	36.9	36.5
6	27.0	27.6	29.2	31.3	32.6	34.3	34.6	32.7	33.5	34.6
7	19.8	20.1	21.2	22.6	23.6	24.7	24.9	23.6	24.1	24.8
8	16.5	16.8	17.6	18.6	19.3	20.2	20.3	19.4	19.8	20.3
9	29.0	28.9	28.5	27.9	27.2	27.9	28.2	29.6	31.0	31.7
10	35.8	35.8	35.0	34.0	32.8	34.1	34.6	36.9	39.2	40.4
11	38.6	38.5	37.4	36.0	34.2	36.1	36.8	40.2	43.5	45.2
12	41.4	39.3	35.9	34.5	36.6	36.4	36.8	39.6	42.6	43.8

Attachment 3-A

Month/Hour	71	72	73	74	75	76	77	78	79	80
1	41.2	43.2	67.3	64.0	57.8	53.2	51.4	48.4	43.2	38.4
2	46.0	47.4	64.5	62.1	57.7	54.5	53.2	51.1	47.5	44.0
3	43.0	43.4	42.0	42.7	42.1	41.8	42.0	41.6	38.5	34.0
4	44.9	45.4	43.6	44.5	43.7	43.3	43.5	43.0	38.8	32.8
5	36.2	36.6	35.5	36.0	35.5	35.3	35.4	35.1	32.6	28.9
6	35.6	37.7	38.0	38.2	36.3	36.5	37.7	38.3	37.8	32.9
7	25.5	27.0	27.2	27.3	26.0	26.2	27.0	27.4	27.1	23.7
8	20.8	21.9	22.0	22.2	21.2	21.3	21.9	22.2	22.0	19.5
9	31.7	34.6	35.9	36.2	35.7	35.1	34.3	33.9	33.2	31.9
10	40.4	45.2	47.3	47.9	47.0	46.0	44.7	44.1	42.8	40.6
11	45.2	52.1	55.2	56.1	54.7	53.3	51.4	50.5	48.7	45.6
12	44.9	46.4	65.4	62.8	57.9	54.3	52.9	50.5	46.5	42.7

Attachment 3-A

Month/Hour	81	82	83	84	85	86	87	88	89	90
1	39.5	43.9	44.5	40.7	36.8	34.1	29.8	28.1	30.7	30.5
2	44.8	47.9	48.3	45.7	42.9	41.0	37.9	36.7	38.6	38.4
3	33.8	34.1	34.8	37.7	38.8	40.3	41.5	43.6	45.4	44.5
4	32.6	32.9	33.9	37.8	39.2	41.2	42.8	45.7	48.1	46.9
5	28.8	29.0	29.6	31.9	32.8	34.0	35.0	36.7	38.2	37.5
6	24.0	19.6	20.3	22.1	27.0	27.6	29.2	31.3	32.6	34.3
7	17.7	14.7	15.2	16.4	19.8	20.1	21.2	22.6	23.6	24.7
8	15.0	12.7	13.1	14.0	16.5	16.8	17.6	18.6	19.3	20.2
9	31.6	31.5	29.6	27.9	29.0	28.9	28.5	27.9	27.2	27.9
10	40.2	40.1	36.9	34.1	35.8	35.8	35.0	34.0	32.8	34.1
11	45.0	44.8	40.1	36.0	38.6	38.5	37.4	36.0	34.2	36.1
12	43.5	47.0	47.4	44.5	41.4	39.3	35.9	34.5	36.6	36.4

Attachment 3-A

Month/Hour	91	92	93	94	95	96	97	98	99	100
1	31.0	34.5	38.3	39.8	41.2	43.2	67.3	64.0	57.8	53.2
2	38.8	41.3	44.0	45.0	46.0	47.4	64.5	62.1	57.7	54.5
3	43.3	43.1	43.8	43.3	43.0	43.4	42.0	42.7	42.1	41.8
4	45.3	45.1	46.0	45.3	44.9	45.4	43.6	44.5	43.7	43.3
5	36.5	36.3	36.9	36.5	36.2	36.6	35.5	36.0	35.5	35.3
6	34.6	32.7	33.5	34.6	35.6	37.7	38.0	38.2	36.3	36.5
7	24.9	23.6	24.1	24.8	25.5	27.0	27.2	27.3	26.0	26.2
8	20.3	19.4	19.8	20.3	20.8	21.9	22.0	22.2	21.2	21.3
9	28.2	29.6	31.0	31.7	31.7	34.6	35.9	36.2	35.7	35.1
10	34.6	36.9	39.2	40.4	40.4	45.2	47.3	47.9	47.0	46.0
11	36.8	40.2	43.5	45.2	45.2	52.1	55.2	56.1	54.7	53.3
12	36.8	39.6	42.6	43.8	44.9	46.4	65.4	62.8	57.9	54.3

Attachment 3-A

Month/Hour	101	102	103	104	105	106	107	108	109	110
1	51.4	48.4	43.2	38.4	39.5	43.9	44.5	40.7	36.8	34.1
2	53.2	51.1	47.5	44.0	44.8	47.9	48.3	45.7	42.9	41.0
3	42.0	41.6	38.5	34.0	33.8	34.1	34.8	37.7	38.8	40.3
4	43.5	43.0	38.8	32.8	32.6	32.9	33.9	37.8	39.2	41.2
5	35.4	35.1	32.6	28.9	28.8	29.0	29.6	31.9	32.8	34.0
6	37.7	38.3	37.8	32.9	24.0	19.6	20.3	22.1	27.0	27.6
7	27.0	27.4	27.1	23.7	17.7	14.7	15.2	16.4	19.8	20.1
8	21.9	22.2	22.0	19.5	15.0	12.7	13.1	14.0	16.5	16.8
9	34.3	33.9	33.2	31.9	31.6	31.5	29.6	27.9	29.0	28.9
10	44.7	44.1	42.8	40.6	40.2	40.1	36.9	34.1	35.8	35.8
11	51.4	50.5	48.7	45.6	45.0	44.8	40.1	36.0	38.6	38.5
12	52.9	50.5	46.5	42.7	43.5	47.0	47.4	44.5	41.4	39.3

Attachment 3-A

Month/Hour	111	112	113	114	115	116	117	118	119	120
1	29.8	28.1	30.7	30.5	31.0	34.5	38.3	39.8	41.2	43.2
2	37.9	36.7	38.6	38.4	38.8	41.3	44.0	45.0	46.0	47.4
3	41.5	43.6	45.4	44.5	43.3	43.1	43.8	43.3	43.0	43.4
4	42.8	45.7	48.1	46.9	45.3	45.1	46.0	45.3	44.9	45.4
5	35.0	36.7	38.2	37.5	36.5	36.3	36.9	36.5	36.2	36.6
6	29.2	31.3	32.6	34.3	34.6	32.7	33.5	34.6	35.6	37.7
7	21.2	22.6	23.6	24.7	24.9	23.6	24.1	24.8	25.5	27.0
8	17.6	18.6	19.3	20.2	20.3	19.4	19.8	20.3	20.8	21.9
9	28.5	27.9	27.2	27.9	28.2	29.6	31.0	31.7	31.7	34.6
10	35.0	34.0	32.8	34.1	34.6	36.9	39.2	40.4	40.4	45.2
11	37.4	36.0	34.2	36.1	36.8	40.2	43.5	45.2	45.2	52.1
12	35.9	34.5	36.6	36.4	36.8	39.6	42.6	43.8	44.9	46.4

Attachment 3-A

Month/Hour	121	122	123	124	125	126	127	128	129	130
1	67.3	64.0	57.8	53.2	51.4	48.4	43.2	38.4	39.5	43.9
2	64.5	62.1	57.7	54.5	53.2	51.1	47.5	44.0	44.8	47.9
3	42.0	42.7	42.1	41.8	42.0	41.6	38.5	34.0	33.8	34.1
4	43.6	44.5	43.7	43.3	43.5	43.0	38.8	32.8	32.6	32.9
5	35.5	36.0	35.5	35.3	35.4	35.1	32.6	28.9	28.8	29.0
6	38.0	38.2	36.3	36.5	37.7	38.3	37.8	32.9	24.0	19.6
7	27.2	27.3	26.0	26.2	27.0	27.4	27.1	23.7	17.7	14.7
8	22.0	22.2	21.2	21.3	21.9	22.2	22.0	19.5	15.0	12.7
9	35.9	36.2	35.7	35.1	34.3	33.9	33.2	31.9	31.6	31.5
10	47.3	47.9	47.0	46.0	44.7	44.1	42.8	40.6	40.2	40.1
11	55.2	56.1	54.7	53.3	51.4	50.5	48.7	45.6	45.0	44.8
12	65.4	62.8	57.9	54.3	52.9	50.5	46.5	42.7	43.5	47.0

Attachment 3-A

Month/Hour	131	132	133	134	135	136	137	138	139	140
1	44.5	40.7	36.8	34.1	29.8	28.1	30.7	30.5	31.0	34.5
2	48.3	45.7	42.9	41.0	37.9	36.7	38.6	38.4	38.8	41.3
3	34.8	37.7	38.8	40.3	41.5	43.6	45.4	44.5	43.3	43.1
4	33.9	37.8	39.2	41.2	42.8	45.7	48.1	46.9	45.3	45.1
5	29.6	31.9	32.8	34.0	35.0	36.7	38.2	37.5	36.5	36.3
6	20.3	22.1	27.0	27.6	29.2	31.3	32.6	34.3	34.6	32.7
7	15.2	16.4	19.8	20.1	21.2	22.6	23.6	24.7	24.9	23.6
8	13.1	14.0	16.5	16.8	17.6	18.6	19.3	20.2	20.3	19.4
9	29.6	27.9	29.0	28.9	28.5	27.9	27.2	27.9	28.2	29.6
10	36.9	34.1	35.8	35.8	35.0	34.0	32.8	34.1	34.6	36.9
11	40.1	36.0	38.6	38.5	37.4	36.0	34.2	36.1	36.8	40.2
12	47.4	44.5	41.4	39.3	35.9	34.5	36.6	36.4	36.8	39.6

Attachment 3-A

Month/Hour	141	142	143	144	145	146	147	148	149	150
1	38.3	39.8	41.2	43.2	67.3	64.0	57.8	53.2	51.4	48.4
2	44.0	45.0	46.0	47.4	64.5	62.1	57.7	54.5	53.2	51.1
3	43.8	43.3	43.0	43.4	42.0	42.7	42.1	41.8	42.0	41.6
4	46.0	45.3	44.9	45.4	43.6	44.5	43.7	43.3	43.5	43.0
5	36.9	36.5	36.2	36.6	35.5	36.0	35.5	35.3	35.4	35.1
6	33.5	34.6	35.6	37.7	38.0	38.2	36.3	36.5	37.7	38.3
7	24.1	24.8	25.5	27.0	27.2	27.3	26.0	26.2	27.0	27.4
8	19.8	20.3	20.8	21.9	22.0	22.2	21.2	21.3	21.9	22.2
9	31.0	31.7	31.7	34.6	35.9	36.2	35.7	35.1	34.3	33.9
10	39.2	40.4	40.4	45.2	47.3	47.9	47.0	46.0	44.7	44.1
11	43.5	45.2	45.2	52.1	55.2	56.1	54.7	53.3	51.4	50.5
12	42.6	43.8	44.9	46.4	65.4	62.8	57.9	54.3	52.9	50.5

Attachment 3-A

Month/Hour	151	152	153	154	155	156	157	158	159	160
1	43.2	38.4	39.5	43.9	44.5	40.7	36.8	34.1	29.8	28.1
2	47.5	44.0	44.8	47.9	48.3	45.7	42.9	41.0	37.9	36.7
3	38.5	34.0	33.8	34.1	34.8	37.7	38.8	40.3	41.5	43.6
4	38.8	32.8	32.6	32.9	33.9	37.8	39.2	41.2	42.8	45.7
5	32.6	28.9	28.8	29.0	29.6	31.9	32.8	34.0	35.0	36.7
6	37.8	32.9	24.0	19.6	20.3	22.1	27.0	27.6	29.2	31.3
7	27.1	23.7	17.7	14.7	15.2	16.4	19.8	20.1	21.2	22.6
8	22.0	19.5	15.0	12.7	13.1	14.0	16.5	16.8	17.6	18.6
9	33.2	31.9	31.6	31.5	29.6	27.9	29.0	28.9	28.5	27.9
10	42.8	40.6	40.2	40.1	36.9	34.1	35.8	35.8	35.0	34.0
11	48.7	45.6	45.0	44.8	40.1	36.0	38.6	38.5	37.4	36.0
12	46.5	42.7	43.5	47.0	47.4	44.5	41.4	39.3	35.9	34.5

Attachment 3-A

Month/Hour	161	162	163	164	165	166	167	168
1	30.7	30.5	31.0	34.5	38.3	39.8	41.2	43.2
2	38.6	38.4	38.8	41.3	44.0	45.0	46.0	47.4
3	45.4	44.5	43.3	43.1	43.8	43.3	43.0	43.4
4	48.1	46.9	45.3	45.1	46.0	45.3	44.9	45.4
5	38.2	37.5	36.5	36.3	36.9	36.5	36.2	36.6
6	32.6	34.3	34.6	32.7	33.5	34.6	35.6	37.7
7	23.6	24.7	24.9	23.6	24.1	24.8	25.5	27.0
8	19.3	20.2	20.3	19.4	19.8	20.3	20.8	21.9
9	27.2	27.9	28.2	29.6	31.0	31.7	31.7	34.6
10	32.8	34.1	34.6	36.9	39.2	40.4	40.4	45.2
11	34.2	36.1	36.8	40.2	43.5	45.2	45.2	52.1
12	36.6	36.4	36.8	39.6	42.6	43.8	44.9	46.4

Attachment 3-A

Tranche: Sale_IN_Wind_1_2022

Month/Hour	1	2	3	4	5	6	7	8	9	10
1	67.1	63.8	57.6	53.1	51.3	48.2	43.1	38.3	39.4	43.7
2	64.3	61.9	57.6	54.4	53.1	50.9	47.3	43.9	44.7	47.8
3	41.9	42.6	42.0	41.7	41.8	41.5	38.4	33.9	33.7	34.0
4	43.5	44.4	43.6	43.1	43.4	42.9	38.7	32.7	32.5	32.8
5	35.4	35.9	35.4	35.2	35.3	35.0	32.5	28.8	28.7	28.9
6	37.9	38.1	36.2	36.4	37.6	38.2	37.7	32.8	24.0	19.6
7	27.1	27.3	25.9	26.1	26.9	27.3	27.0	23.7	17.7	14.7
8	22.0	22.1	21.1	21.2	21.9	22.1	21.9	19.4	14.9	12.7
9	35.8	36.1	35.6	35.0	34.2	33.8	33.1	31.8	31.5	31.5
10	47.2	47.8	46.8	45.9	44.5	43.9	42.7	40.5	40.1	40.0
11	55.1	55.9	54.6	53.2	51.3	50.4	48.6	45.4	44.9	44.7
12	65.3	62.6	57.8	54.2	52.8	50.4	46.4	42.6	43.4	46.8

Attachment 3-A

Month/Hour	11	12	13	14	15	16	17	18	19	20
1	44.3	40.6	36.7	34.0	29.7	28.0	30.6	30.4	30.9	34.4
2	48.2	45.5	42.8	40.9	37.8	36.6	38.5	38.3	38.7	41.2
3	34.7	37.6	38.6	40.2	41.4	43.5	45.3	44.4	43.2	43.0
4	33.8	37.7	39.1	41.1	42.7	45.6	48.0	46.8	45.2	44.9
5	29.5	31.9	32.7	33.9	34.9	36.6	38.1	37.4	36.4	36.3
6	20.3	22.0	26.9	27.5	29.1	31.2	32.6	34.2	34.5	32.6
7	15.2	16.4	19.7	20.1	21.2	22.6	23.5	24.6	24.8	23.6
8	13.1	13.9	16.4	16.7	17.6	18.6	19.3	20.1	20.3	19.3
9	29.5	27.8	28.9	28.9	28.4	27.8	27.1	27.8	28.1	29.6
10	36.8	34.0	35.7	35.7	34.9	34.0	32.7	34.0	34.5	36.8
11	40.0	35.9	38.5	38.4	37.3	35.9	34.1	36.0	36.7	40.1
12	47.3	44.4	41.3	39.2	35.8	34.4	36.5	36.3	36.7	39.5

Attachment 3-A

Month/Hour	21	22	23	24	25	26	27	28	29	30
1	38.2	39.7	41.1	43.1	67.1	63.8	57.6	53.1	51.3	48.2
2	43.8	44.9	45.9	47.3	64.3	61.9	57.6	54.4	53.1	50.9
3	43.7	43.2	42.9	43.3	41.9	42.6	42.0	41.7	41.8	41.5
4	45.9	45.2	44.8	45.3	43.5	44.4	43.6	43.1	43.4	42.9
5	36.8	36.4	36.2	36.5	35.4	35.9	35.4	35.2	35.3	35.0
6	33.4	34.5	35.5	37.6	37.9	38.1	36.2	36.4	37.6	38.2
7	24.1	24.8	25.5	26.9	27.1	27.3	25.9	26.1	26.9	27.3
8	19.7	20.3	20.8	21.8	22.0	22.1	21.1	21.2	21.9	22.1
9	30.9	31.6	31.6	34.5	35.8	36.1	35.6	35.0	34.2	33.8
10	39.1	40.3	40.3	45.0	47.2	47.8	46.8	45.9	44.5	43.9
11	43.4	45.1	45.1	52.0	55.1	55.9	54.6	53.2	51.3	50.4
12	42.5	43.7	44.7	46.3	65.3	62.6	57.8	54.2	52.8	50.4

Attachment 3-A

Month/Hour	31	32	33	34	35	36	37	38	39	40
1	43.1	38.3	39.4	43.7	44.3	40.6	36.7	34.0	29.7	28.0
2	47.3	43.9	44.7	47.8	48.2	45.5	42.8	40.9	37.8	36.6
3	38.4	33.9	33.7	34.0	34.7	37.6	38.6	40.2	41.4	43.5
4	38.7	32.7	32.5	32.8	33.8	37.7	39.1	41.1	42.7	45.6
5	32.5	28.8	28.7	28.9	29.5	31.9	32.7	33.9	34.9	36.6
6	37.7	32.8	24.0	19.6	20.3	22.0	26.9	27.5	29.1	31.2
7	27.0	23.7	17.7	14.7	15.2	16.4	19.7	20.1	21.2	22.6
8	21.9	19.4	14.9	12.7	13.1	13.9	16.4	16.7	17.6	18.6
9	33.1	31.8	31.5	31.5	29.5	27.8	28.9	28.9	28.4	27.8
10	42.7	40.5	40.1	40.0	36.8	34.0	35.7	35.7	34.9	34.0
11	48.6	45.4	44.9	44.7	40.0	35.9	38.5	38.4	37.3	35.9
12	46.4	42.6	43.4	46.8	47.3	44.4	41.3	39.2	35.8	34.4

Attachment 3-A

Month/Hour	41	42	43	44	45	46	47	48	49	50
1	30.6	30.4	30.9	34.4	38.2	39.7	41.1	43.1	67.1	63.8
2	38.5	38.3	38.7	41.2	43.8	44.9	45.9	47.3	64.3	61.9
3	45.3	44.4	43.2	43.0	43.7	43.2	42.9	43.3	41.9	42.6
4	48.0	46.8	45.2	44.9	45.9	45.2	44.8	45.3	43.5	44.4
5	38.1	37.4	36.4	36.3	36.8	36.4	36.2	36.5	35.4	35.9
6	32.6	34.2	34.5	32.6	33.4	34.5	35.5	37.6	37.9	38.1
7	23.5	24.6	24.8	23.6	24.1	24.8	25.5	26.9	27.1	27.3
8	19.3	20.1	20.3	19.3	19.7	20.3	20.8	21.8	22.0	22.1
9	27.1	27.8	28.1	29.6	30.9	31.6	31.6	34.5	35.8	36.1
10	32.7	34.0	34.5	36.8	39.1	40.3	40.3	45.0	47.2	47.8
11	34.1	36.0	36.7	40.1	43.4	45.1	45.1	52.0	55.1	55.9
12	36.5	36.3	36.7	39.5	42.5	43.7	44.7	46.3	65.3	62.6

Attachment 3-A

Month/Hour	51	52	53	54	55	56	57	58	59	60
1	57.6	53.1	51.3	48.2	43.1	38.3	39.4	43.7	44.3	40.6
2	57.6	54.4	53.1	50.9	47.3	43.9	44.7	47.8	48.2	45.5
3	42.0	41.7	41.8	41.5	38.4	33.9	33.7	34.0	34.7	37.6
4	43.6	43.1	43.4	42.9	38.7	32.7	32.5	32.8	33.8	37.7
5	35.4	35.2	35.3	35.0	32.5	28.8	28.7	28.9	29.5	31.9
6	36.2	36.4	37.6	38.2	37.7	32.8	24.0	19.6	20.3	22.0
7	25.9	26.1	26.9	27.3	27.0	23.7	17.7	14.7	15.2	16.4
8	21.1	21.2	21.9	22.1	21.9	19.4	14.9	12.7	13.1	13.9
9	35.6	35.0	34.2	33.8	33.1	31.8	31.5	31.5	29.5	27.8
10	46.8	45.9	44.5	43.9	42.7	40.5	40.1	40.0	36.8	34.0
11	54.6	53.2	51.3	50.4	48.6	45.4	44.9	44.7	40.0	35.9
12	57.8	54.2	52.8	50.4	46.4	42.6	43.4	46.8	47.3	44.4

Attachment 3-A

Month/Hour	61	62	63	64	65	66	67	68	69	70
1	36.7	34.0	29.7	28.0	30.6	30.4	30.9	34.4	38.2	39.7
2	42.8	40.9	37.8	36.6	38.5	38.3	38.7	41.2	43.8	44.9
3	38.6	40.2	41.4	43.5	45.3	44.4	43.2	43.0	43.7	43.2
4	39.1	41.1	42.7	45.6	48.0	46.8	45.2	44.9	45.9	45.2
5	32.7	33.9	34.9	36.6	38.1	37.4	36.4	36.3	36.8	36.4
6	26.9	27.5	29.1	31.2	32.6	34.2	34.5	32.6	33.4	34.5
7	19.7	20.1	21.2	22.6	23.5	24.6	24.8	23.6	24.1	24.8
8	16.4	16.7	17.6	18.6	19.3	20.1	20.3	19.3	19.7	20.3
9	28.9	28.9	28.4	27.8	27.1	27.8	28.1	29.6	30.9	31.6
10	35.7	35.7	34.9	34.0	32.7	34.0	34.5	36.8	39.1	40.3
11	38.5	38.4	37.3	35.9	34.1	36.0	36.7	40.1	43.4	45.1
12	41.3	39.2	35.8	34.4	36.5	36.3	36.7	39.5	42.5	43.7

Attachment 3-A

Month/Hour	71	72	73	74	75	76	77	78	79	80
1	41.1	43.1	67.1	63.8	57.6	53.1	51.3	48.2	43.1	38.3
2	45.9	47.3	64.3	61.9	57.6	54.4	53.1	50.9	47.3	43.9
3	42.9	43.3	41.9	42.6	42.0	41.7	41.8	41.5	38.4	33.9
4	44.8	45.3	43.5	44.4	43.6	43.1	43.4	42.9	38.7	32.7
5	36.2	36.5	35.4	35.9	35.4	35.2	35.3	35.0	32.5	28.8
6	35.5	37.6	37.9	38.1	36.2	36.4	37.6	38.2	37.7	32.8
7	25.5	26.9	27.1	27.3	25.9	26.1	26.9	27.3	27.0	23.7
8	20.8	21.8	22.0	22.1	21.1	21.2	21.9	22.1	21.9	19.4
9	31.6	34.5	35.8	36.1	35.6	35.0	34.2	33.8	33.1	31.8
10	40.3	45.0	47.2	47.8	46.8	45.9	44.5	43.9	42.7	40.5
11	45.1	52.0	55.1	55.9	54.6	53.2	51.3	50.4	48.6	45.4
12	44.7	46.3	65.3	62.6	57.8	54.2	52.8	50.4	46.4	42.6

Attachment 3-A

Month/Hour	81	82	83	84	85	86	87	88	89	90
1	39.4	43.7	44.3	40.6	36.7	34.0	29.7	28.0	30.6	30.4
2	44.7	47.8	48.2	45.5	42.8	40.9	37.8	36.6	38.5	38.3
3	33.7	34.0	34.7	37.6	38.6	40.2	41.4	43.5	45.3	44.4
4	32.5	32.8	33.8	37.7	39.1	41.1	42.7	45.6	48.0	46.8
5	28.7	28.9	29.5	31.9	32.7	33.9	34.9	36.6	38.1	37.4
6	24.0	19.6	20.3	22.0	26.9	27.5	29.1	31.2	32.6	34.2
7	17.7	14.7	15.2	16.4	19.7	20.1	21.2	22.6	23.5	24.6
8	14.9	12.7	13.1	13.9	16.4	16.7	17.6	18.6	19.3	20.1
9	31.5	31.5	29.5	27.8	28.9	28.9	28.4	27.8	27.1	27.8
10	40.1	40.0	36.8	34.0	35.7	35.7	34.9	34.0	32.7	34.0
11	44.9	44.7	40.0	35.9	38.5	38.4	37.3	35.9	34.1	36.0
12	43.4	46.8	47.3	44.4	41.3	39.2	35.8	34.4	36.5	36.3

Attachment 3-A

Month/Hour	91	92	93	94	95	96	97	98	99	100
1	30.9	34.4	38.2	39.7	41.1	43.1	67.1	63.8	57.6	53.1
2	38.7	41.2	43.8	44.9	45.9	47.3	64.3	61.9	57.6	54.4
3	43.2	43.0	43.7	43.2	42.9	43.3	41.9	42.6	42.0	41.7
4	45.2	44.9	45.9	45.2	44.8	45.3	43.5	44.4	43.6	43.1
5	36.4	36.3	36.8	36.4	36.2	36.5	35.4	35.9	35.4	35.2
6	34.5	32.6	33.4	34.5	35.5	37.6	37.9	38.1	36.2	36.4
7	24.8	23.6	24.1	24.8	25.5	26.9	27.1	27.3	25.9	26.1
8	20.3	19.3	19.7	20.3	20.8	21.8	22.0	22.1	21.1	21.2
9	28.1	29.6	30.9	31.6	31.6	34.5	35.8	36.1	35.6	35.0
10	34.5	36.8	39.1	40.3	40.3	45.0	47.2	47.8	46.8	45.9
11	36.7	40.1	43.4	45.1	45.1	52.0	55.1	55.9	54.6	53.2
12	36.7	39.5	42.5	43.7	44.7	46.3	65.3	62.6	57.8	54.2

Attachment 3-A

Month/Hour	101	102	103	104	105	106	107	108	109	110
1	51.3	48.2	43.1	38.3	39.4	43.7	44.3	40.6	36.7	34.0
2	53.1	50.9	47.3	43.9	44.7	47.8	48.2	45.5	42.8	40.9
3	41.8	41.5	38.4	33.9	33.7	34.0	34.7	37.6	38.6	40.2
4	43.4	42.9	38.7	32.7	32.5	32.8	33.8	37.7	39.1	41.1
5	35.3	35.0	32.5	28.8	28.7	28.9	29.5	31.9	32.7	33.9
6	37.6	38.2	37.7	32.8	24.0	19.6	20.3	22.0	26.9	27.5
7	26.9	27.3	27.0	23.7	17.7	14.7	15.2	16.4	19.7	20.1
8	21.9	22.1	21.9	19.4	14.9	12.7	13.1	13.9	16.4	16.7
9	34.2	33.8	33.1	31.8	31.5	31.5	29.5	27.8	28.9	28.9
10	44.5	43.9	42.7	40.5	40.1	40.0	36.8	34.0	35.7	35.7
11	51.3	50.4	48.6	45.4	44.9	44.7	40.0	35.9	38.5	38.4
12	52.8	50.4	46.4	42.6	43.4	46.8	47.3	44.4	41.3	39.2

Attachment 3-A

Month/Hour	111	112	113	114	115	116	117	118	119	120
1	29.7	28.0	30.6	30.4	30.9	34.4	38.2	39.7	41.1	43.1
2	37.8	36.6	38.5	38.3	38.7	41.2	43.8	44.9	45.9	47.3
3	41.4	43.5	45.3	44.4	43.2	43.0	43.7	43.2	42.9	43.3
4	42.7	45.6	48.0	46.8	45.2	44.9	45.9	45.2	44.8	45.3
5	34.9	36.6	38.1	37.4	36.4	36.3	36.8	36.4	36.2	36.5
6	29.1	31.2	32.6	34.2	34.5	32.6	33.4	34.5	35.5	37.6
7	21.2	22.6	23.5	24.6	24.8	23.6	24.1	24.8	25.5	26.9
8	17.6	18.6	19.3	20.1	20.3	19.3	19.7	20.3	20.8	21.8
9	28.4	27.8	27.1	27.8	28.1	29.6	30.9	31.6	31.6	34.5
10	34.9	34.0	32.7	34.0	34.5	36.8	39.1	40.3	40.3	45.0
11	37.3	35.9	34.1	36.0	36.7	40.1	43.4	45.1	45.1	52.0
12	35.8	34.4	36.5	36.3	36.7	39.5	42.5	43.7	44.7	46.3

Attachment 3-A

Month/Hour	121	122	123	124	125	126	127	128	129	130
1	67.1	63.8	57.6	53.1	51.3	48.2	43.1	38.3	39.4	43.7
2	64.3	61.9	57.6	54.4	53.1	50.9	47.3	43.9	44.7	47.8
3	41.9	42.6	42.0	41.7	41.8	41.5	38.4	33.9	33.7	34.0
4	43.5	44.4	43.6	43.1	43.4	42.9	38.7	32.7	32.5	32.8
5	35.4	35.9	35.4	35.2	35.3	35.0	32.5	28.8	28.7	28.9
6	37.9	38.1	36.2	36.4	37.6	38.2	37.7	32.8	24.0	19.6
7	27.1	27.3	25.9	26.1	26.9	27.3	27.0	23.7	17.7	14.7
8	22.0	22.1	21.1	21.2	21.9	22.1	21.9	19.4	14.9	12.7
9	35.8	36.1	35.6	35.0	34.2	33.8	33.1	31.8	31.5	31.5
10	47.2	47.8	46.8	45.9	44.5	43.9	42.7	40.5	40.1	40.0
11	55.1	55.9	54.6	53.2	51.3	50.4	48.6	45.4	44.9	44.7
12	65.3	62.6	57.8	54.2	52.8	50.4	46.4	42.6	43.4	46.8

Attachment 3-A

Month/Hour	131	132	133	134	135	136	137	138	139	140
1	44.3	40.6	36.7	34.0	29.7	28.0	30.6	30.4	30.9	34.4
2	48.2	45.5	42.8	40.9	37.8	36.6	38.5	38.3	38.7	41.2
3	34.7	37.6	38.6	40.2	41.4	43.5	45.3	44.4	43.2	43.0
4	33.8	37.7	39.1	41.1	42.7	45.6	48.0	46.8	45.2	44.9
5	29.5	31.9	32.7	33.9	34.9	36.6	38.1	37.4	36.4	36.3
6	20.3	22.0	26.9	27.5	29.1	31.2	32.6	34.2	34.5	32.6
7	15.2	16.4	19.7	20.1	21.2	22.6	23.5	24.6	24.8	23.6
8	13.1	13.9	16.4	16.7	17.6	18.6	19.3	20.1	20.3	19.3
9	29.5	27.8	28.9	28.9	28.4	27.8	27.1	27.8	28.1	29.6
10	36.8	34.0	35.7	35.7	34.9	34.0	32.7	34.0	34.5	36.8
11	40.0	35.9	38.5	38.4	37.3	35.9	34.1	36.0	36.7	40.1
12	47.3	44.4	41.3	39.2	35.8	34.4	36.5	36.3	36.7	39.5

Attachment 3-A

Month/Hour	141	142	143	144	145	146	147	148	149	150
1	38.2	39.7	41.1	43.1	67.1	63.8	57.6	53.1	51.3	48.2
2	43.8	44.9	45.9	47.3	64.3	61.9	57.6	54.4	53.1	50.9
3	43.7	43.2	42.9	43.3	41.9	42.6	42.0	41.7	41.8	41.5
4	45.9	45.2	44.8	45.3	43.5	44.4	43.6	43.1	43.4	42.9
5	36.8	36.4	36.2	36.5	35.4	35.9	35.4	35.2	35.3	35.0
6	33.4	34.5	35.5	37.6	37.9	38.1	36.2	36.4	37.6	38.2
7	24.1	24.8	25.5	26.9	27.1	27.3	25.9	26.1	26.9	27.3
8	19.7	20.3	20.8	21.8	22.0	22.1	21.1	21.2	21.9	22.1
9	30.9	31.6	31.6	34.5	35.8	36.1	35.6	35.0	34.2	33.8
10	39.1	40.3	40.3	45.0	47.2	47.8	46.8	45.9	44.5	43.9
11	43.4	45.1	45.1	52.0	55.1	55.9	54.6	53.2	51.3	50.4
12	42.5	43.7	44.7	46.3	65.3	62.6	57.8	54.2	52.8	50.4

Attachment 3-A

Month/Hour	151	152	153	154	155	156	157	158	159	160
1	43.1	38.3	39.4	43.7	44.3	40.6	36.7	34.0	29.7	28.0
2	47.3	43.9	44.7	47.8	48.2	45.5	42.8	40.9	37.8	36.6
3	38.4	33.9	33.7	34.0	34.7	37.6	38.6	40.2	41.4	43.5
4	38.7	32.7	32.5	32.8	33.8	37.7	39.1	41.1	42.7	45.6
5	32.5	28.8	28.7	28.9	29.5	31.9	32.7	33.9	34.9	36.6
6	37.7	32.8	24.0	19.6	20.3	22.0	26.9	27.5	29.1	31.2
7	27.0	23.7	17.7	14.7	15.2	16.4	19.7	20.1	21.2	22.6
8	21.9	19.4	14.9	12.7	13.1	13.9	16.4	16.7	17.6	18.6
9	33.1	31.8	31.5	31.5	29.5	27.8	28.9	28.9	28.4	27.8
10	42.7	40.5	40.1	40.0	36.8	34.0	35.7	35.7	34.9	34.0
11	48.6	45.4	44.9	44.7	40.0	35.9	38.5	38.4	37.3	35.9
12	46.4	42.6	43.4	46.8	47.3	44.4	41.3	39.2	35.8	34.4

Attachment 3-A

Month/Hour	161	162	163	164	165	166	167	168
1	30.6	30.4	30.9	34.4	38.2	39.7	41.1	43.1
2	38.5	38.3	38.7	41.2	43.8	44.9	45.9	47.3
3	45.3	44.4	43.2	43.0	43.7	43.2	42.9	43.3
4	48.0	46.8	45.2	44.9	45.9	45.2	44.8	45.3
5	38.1	37.4	36.4	36.3	36.8	36.4	36.2	36.5
6	32.6	34.2	34.5	32.6	33.4	34.5	35.5	37.6
7	23.5	24.6	24.8	23.6	24.1	24.8	25.5	26.9
8	19.3	20.1	20.3	19.3	19.7	20.3	20.8	21.8
9	27.1	27.8	28.1	29.6	30.9	31.6	31.6	34.5
10	32.7	34.0	34.5	36.8	39.1	40.3	40.3	45.0
11	34.1	36.0	36.7	40.1	43.4	45.1	45.1	52.0
12	36.5	36.3	36.7	39.5	42.5	43.7	44.7	46.3

Attachment 3-A

Hourly Solar Shapes for New RFP Resources - shapes display a 168-hour week for each of the 12 months in the year

Capacity Factor (%)

Tranche: PPA_IN_Solar_2

Month/Hour	1	2	3	4	5	6	7	8	9	10
1	0.0	0.0	0.0	0.0	0.0	0.0	0.0	3.2	30.8	43.7
2	0.0	0.0	0.0	0.0	0.0	0.0	0.0	14.2	45.4	51.3
3	0.0	0.0	0.0	0.0	0.0	0.0	7.1	40.7	52.6	58.3
4	0.0	0.0	0.0	0.0	0.0	1.9	27.2	53.8	58.8	64.6
5	0.0	0.0	0.0	0.0	0.0	11.3	46.8	65.1	66.5	66.5
6	0.0	0.0	0.0	0.0	0.1	19.4	52.9	71.1	73.1	78.1
7	0.0	0.0	0.0	0.0	0.0	12.1	45.9	67.0	76.4	82.2
8	0.0	0.0	0.0	0.0	0.0	3.2	32.6	57.8	71.1	76.4
9	0.0	0.0	0.0	0.0	0.0	0.1	21.4	60.7	66.6	66.9
10	0.0	0.0	0.0	0.0	0.0	0.0	5.7	37.6	50.6	58.6
11	0.0	0.0	0.0	0.0	0.0	0.0	0.0	12.9	36.4	40.6
12	0.0	0.0	0.0	0.0	0.0	0.0	0.0	2.3	24.3	33.9

Attachment 3-A

Month/Hour	11	12	13	14	15	16	17	18	19	20
1	46.4	46.2	45.7	43.7	39.5	24.6	2.5	0.0	0.0	0.0
2	53.7	55.5	56.7	57.2	56.9	50.5	18.5	0.0	0.0	0.0
3	60.6	67.0	67.1	67.3	66.3	57.1	42.6	6.8	0.0	0.0
4	69.5	69.6	73.5	68.6	64.5	57.8	47.7	15.9	0.1	0.0
5	76.3	71.8	70.4	70.6	67.4	56.1	48.9	31.9	3.4	0.0
6	82.3	79.6	78.0	73.2	70.6	71.4	60.8	37.5	7.0	0.0
7	84.5	84.3	81.2	82.6	80.3	73.4	60.7	37.3	6.4	0.0
8	81.8	78.9	77.3	74.8	72.7	67.2	57.7	26.2	1.2	0.0
9	68.3	72.1	73.0	72.6	69.6	64.4	43.1	5.6	0.0	0.0
10	56.5	55.6	56.4	52.5	51.6	41.1	9.0	0.0	0.0	0.0
11	43.4	44.1	42.0	41.4	43.8	17.2	0.3	0.0	0.0	0.0
12	38.5	40.2	37.7	37.6	32.6	13.7	0.0	0.0	0.0	0.0

Attachment 3-A

Month/Hour	21	22	23	24	25	26	27	28	29	30
1	0.0	0.0	0.0	0.0	0.0	0.0	0.0	0.0	0.0	0.0
2	0.0	0.0	0.0	0.0	0.0	0.0	0.0	0.0	0.0	0.0
3	0.0	0.0	0.0	0.0	0.0	0.0	0.0	0.0	0.0	0.0
4	0.0	0.0	0.0	0.0	0.0	0.0	0.0	0.0	0.0	1.9
5	0.0	0.0	0.0	0.0	0.0	0.0	0.0	0.0	0.0	11.3
6	0.0	0.0	0.0	0.0	0.0	0.0	0.0	0.0	0.1	19.4
7	0.0	0.0	0.0	0.0	0.0	0.0	0.0	0.0	0.0	12.1
8	0.0	0.0	0.0	0.0	0.0	0.0	0.0	0.0	0.0	3.2
9	0.0	0.0	0.0	0.0	0.0	0.0	0.0	0.0	0.0	0.1
10	0.0	0.0	0.0	0.0	0.0	0.0	0.0	0.0	0.0	0.0
11	0.0	0.0	0.0	0.0	0.0	0.0	0.0	0.0	0.0	0.0
12	0.0	0.0	0.0	0.0	0.0	0.0	0.0	0.0	0.0	0.0

Attachment 3-A

Month/Hour	31	32	33	34	35	36	37	38	39	40
1	0.0	3.2	30.8	43.7	46.4	46.2	45.7	43.7	39.5	24.6
2	0.0	14.2	45.4	51.3	53.7	55.5	56.7	57.2	56.9	50.5
3	7.1	40.7	52.6	58.3	60.6	67.0	67.1	67.3	66.3	57.1
4	27.2	53.8	58.8	64.6	69.5	69.6	73.5	68.6	64.5	57.8
5	46.8	65.1	66.5	66.5	76.3	71.8	70.4	70.6	67.4	56.1
6	52.9	71.1	73.1	78.1	82.3	79.6	78.0	73.2	70.6	71.4
7	45.9	67.0	76.4	82.2	84.5	84.3	81.2	82.6	80.3	73.4
8	32.6	57.8	71.1	76.4	81.8	78.9	77.3	74.8	72.7	67.2
9	21.4	60.7	66.6	66.9	68.3	72.1	73.0	72.6	69.6	64.4
10	5.7	37.6	50.6	58.6	56.5	55.6	56.4	52.5	51.6	41.1
11	0.0	12.9	36.4	40.6	43.4	44.1	42.0	41.4	43.8	17.2
12	0.0	2.3	24.3	33.9	38.5	40.2	37.7	37.6	32.6	13.7

Attachment 3-A

Month/Hour	41	42	43	44	45	46	47	48	49	50
1	2.5	0.0	0.0	0.0	0.0	0.0	0.0	0.0	0.0	0.0
2	18.5	0.0	0.0	0.0	0.0	0.0	0.0	0.0	0.0	0.0
3	42.6	6.8	0.0	0.0	0.0	0.0	0.0	0.0	0.0	0.0
4	47.7	15.9	0.1	0.0	0.0	0.0	0.0	0.0	0.0	0.0
5	48.9	31.9	3.4	0.0	0.0	0.0	0.0	0.0	0.0	0.0
6	60.8	37.5	7.0	0.0	0.0	0.0	0.0	0.0	0.0	0.0
7	60.7	37.3	6.4	0.0	0.0	0.0	0.0	0.0	0.0	0.0
8	57.7	26.2	1.2	0.0	0.0	0.0	0.0	0.0	0.0	0.0
9	43.1	5.6	0.0	0.0	0.0	0.0	0.0	0.0	0.0	0.0
10	9.0	0.0	0.0	0.0	0.0	0.0	0.0	0.0	0.0	0.0
11	0.3	0.0	0.0	0.0	0.0	0.0	0.0	0.0	0.0	0.0
12	0.0	0.0	0.0	0.0	0.0	0.0	0.0	0.0	0.0	0.0

Attachment 3-A

Month/Hour	51	52	53	54	55	56	57	58	59	60
1	0.0	0.0	0.0	0.0	0.0	3.2	30.8	43.7	46.4	46.2
2	0.0	0.0	0.0	0.0	0.0	14.2	45.4	51.3	53.7	55.5
3	0.0	0.0	0.0	0.0	7.1	40.7	52.6	58.3	60.6	67.0
4	0.0	0.0	0.0	1.9	27.2	53.8	58.8	64.6	69.5	69.6
5	0.0	0.0	0.0	11.3	46.8	65.1	66.5	66.5	76.3	71.8
6	0.0	0.0	0.1	19.4	52.9	71.1	73.1	78.1	82.3	79.6
7	0.0	0.0	0.0	12.1	45.9	67.0	76.4	82.2	84.5	84.3
8	0.0	0.0	0.0	3.2	32.6	57.8	71.1	76.4	81.8	78.9
9	0.0	0.0	0.0	0.1	21.4	60.7	66.6	66.9	68.3	72.1
10	0.0	0.0	0.0	0.0	5.7	37.6	50.6	58.6	56.5	55.6
11	0.0	0.0	0.0	0.0	0.0	12.9	36.4	40.6	43.4	44.1
12	0.0	0.0	0.0	0.0	0.0	2.3	24.3	33.9	38.5	40.2

Attachment 3-A

Month/Hour	61	62	63	64	65	66	67	68	69	70
1	45.7	43.7	39.5	24.6	2.5	0.0	0.0	0.0	0.0	0.0
2	56.7	57.2	56.9	50.5	18.5	0.0	0.0	0.0	0.0	0.0
3	67.1	67.3	66.3	57.1	42.6	6.8	0.0	0.0	0.0	0.0
4	73.5	68.6	64.5	57.8	47.7	15.9	0.1	0.0	0.0	0.0
5	70.4	70.6	67.4	56.1	48.9	31.9	3.4	0.0	0.0	0.0
6	78.0	73.2	70.6	71.4	60.8	37.5	7.0	0.0	0.0	0.0
7	81.2	82.6	80.3	73.4	60.7	37.3	6.4	0.0	0.0	0.0
8	77.3	74.8	72.7	67.2	57.7	26.2	1.2	0.0	0.0	0.0
9	73.0	72.6	69.6	64.4	43.1	5.6	0.0	0.0	0.0	0.0
10	56.4	52.5	51.6	41.1	9.0	0.0	0.0	0.0	0.0	0.0
11	42.0	41.4	43.8	17.2	0.3	0.0	0.0	0.0	0.0	0.0
12	37.7	37.6	32.6	13.7	0.0	0.0	0.0	0.0	0.0	0.0

Attachment 3-A

Month/Hour	71	72	73	74	75	76	77	78	79	80
1	0.0	0.0	0.0	0.0	0.0	0.0	0.0	0.0	0.0	3.2
2	0.0	0.0	0.0	0.0	0.0	0.0	0.0	0.0	0.0	14.2
3	0.0	0.0	0.0	0.0	0.0	0.0	0.0	0.0	7.1	40.7
4	0.0	0.0	0.0	0.0	0.0	0.0	0.0	1.9	27.2	53.8
5	0.0	0.0	0.0	0.0	0.0	0.0	0.0	11.3	46.8	65.1
6	0.0	0.0	0.0	0.0	0.0	0.0	0.1	19.4	52.9	71.1
7	0.0	0.0	0.0	0.0	0.0	0.0	0.0	12.1	45.9	67.0
8	0.0	0.0	0.0	0.0	0.0	0.0	0.0	3.2	32.6	57.8
9	0.0	0.0	0.0	0.0	0.0	0.0	0.0	0.1	21.4	60.7
10	0.0	0.0	0.0	0.0	0.0	0.0	0.0	0.0	5.7	37.6
11	0.0	0.0	0.0	0.0	0.0	0.0	0.0	0.0	0.0	12.9
12	0.0	0.0	0.0	0.0	0.0	0.0	0.0	0.0	0.0	2.3

Attachment 3-A

Month/Hour	81	82	83	84	85	86	87	88	89	90
1	30.8	43.7	46.4	46.2	45.7	43.7	39.5	24.6	2.5	0.0
2	45.4	51.3	53.7	55.5	56.7	57.2	56.9	50.5	18.5	0.0
3	52.6	58.3	60.6	67.0	67.1	67.3	66.3	57.1	42.6	6.8
4	58.8	64.6	69.5	69.6	73.5	68.6	64.5	57.8	47.7	15.9
5	66.5	66.5	76.3	71.8	70.4	70.6	67.4	56.1	48.9	31.9
6	73.1	78.1	82.3	79.6	78.0	73.2	70.6	71.4	60.8	37.5
7	76.4	82.2	84.5	84.3	81.2	82.6	80.3	73.4	60.7	37.3
8	71.1	76.4	81.8	78.9	77.3	74.8	72.7	67.2	57.7	26.2
9	66.6	66.9	68.3	72.1	73.0	72.6	69.6	64.4	43.1	5.6
10	50.6	58.6	56.5	55.6	56.4	52.5	51.6	41.1	9.0	0.0
11	36.4	40.6	43.4	44.1	42.0	41.4	43.8	17.2	0.3	0.0
12	24.3	33.9	38.5	40.2	37.7	37.6	32.6	13.7	0.0	0.0

Attachment 3-A

Month/Hour	91	92	93	94	95	96	97	98	99	100
1	0.0	0.0	0.0	0.0	0.0	0.0	0.0	0.0	0.0	0.0
2	0.0	0.0	0.0	0.0	0.0	0.0	0.0	0.0	0.0	0.0
3	0.0	0.0	0.0	0.0	0.0	0.0	0.0	0.0	0.0	0.0
4	0.1	0.0	0.0	0.0	0.0	0.0	0.0	0.0	0.0	0.0
5	3.4	0.0	0.0	0.0	0.0	0.0	0.0	0.0	0.0	0.0
6	7.0	0.0	0.0	0.0	0.0	0.0	0.0	0.0	0.0	0.0
7	6.4	0.0	0.0	0.0	0.0	0.0	0.0	0.0	0.0	0.0
8	1.2	0.0	0.0	0.0	0.0	0.0	0.0	0.0	0.0	0.0
9	0.0	0.0	0.0	0.0	0.0	0.0	0.0	0.0	0.0	0.0
10	0.0	0.0	0.0	0.0	0.0	0.0	0.0	0.0	0.0	0.0
11	0.0	0.0	0.0	0.0	0.0	0.0	0.0	0.0	0.0	0.0
12	0.0	0.0	0.0	0.0	0.0	0.0	0.0	0.0	0.0	0.0

Attachment 3-A

Month/Hour	101	102	103	104	105	106	107	108	109	110
1	0.0	0.0	0.0	3.2	30.8	43.7	46.4	46.2	45.7	43.7
2	0.0	0.0	0.0	14.2	45.4	51.3	53.7	55.5	56.7	57.2
3	0.0	0.0	7.1	40.7	52.6	58.3	60.6	67.0	67.1	67.3
4	0.0	1.9	27.2	53.8	58.8	64.6	69.5	69.6	73.5	68.6
5	0.0	11.3	46.8	65.1	66.5	66.5	76.3	71.8	70.4	70.6
6	0.1	19.4	52.9	71.1	73.1	78.1	82.3	79.6	78.0	73.2
7	0.0	12.1	45.9	67.0	76.4	82.2	84.5	84.3	81.2	82.6
8	0.0	3.2	32.6	57.8	71.1	76.4	81.8	78.9	77.3	74.8
9	0.0	0.1	21.4	60.7	66.6	66.9	68.3	72.1	73.0	72.6
10	0.0	0.0	5.7	37.6	50.6	58.6	56.5	55.6	56.4	52.5
11	0.0	0.0	0.0	12.9	36.4	40.6	43.4	44.1	42.0	41.4
12	0.0	0.0	0.0	2.3	24.3	33.9	38.5	40.2	37.7	37.6

Attachment 3-A

Month/Hour	111	112	113	114	115	116	117	118	119	120
1	39.5	24.6	2.5	0.0	0.0	0.0	0.0	0.0	0.0	0.0
2	56.9	50.5	18.5	0.0	0.0	0.0	0.0	0.0	0.0	0.0
3	66.3	57.1	42.6	6.8	0.0	0.0	0.0	0.0	0.0	0.0
4	64.5	57.8	47.7	15.9	0.1	0.0	0.0	0.0	0.0	0.0
5	67.4	56.1	48.9	31.9	3.4	0.0	0.0	0.0	0.0	0.0
6	70.6	71.4	60.8	37.5	7.0	0.0	0.0	0.0	0.0	0.0
7	80.3	73.4	60.7	37.3	6.4	0.0	0.0	0.0	0.0	0.0
8	72.7	67.2	57.7	26.2	1.2	0.0	0.0	0.0	0.0	0.0
9	69.6	64.4	43.1	5.6	0.0	0.0	0.0	0.0	0.0	0.0
10	51.6	41.1	9.0	0.0	0.0	0.0	0.0	0.0	0.0	0.0
11	43.8	17.2	0.3	0.0	0.0	0.0	0.0	0.0	0.0	0.0
12	32.6	13.7	0.0	0.0	0.0	0.0	0.0	0.0	0.0	0.0

Attachment 3-A

Month/Hour	121	122	123	124	125	126	127	128	129	130
1	0.0	0.0	0.0	0.0	0.0	0.0	0.0	3.2	30.8	43.7
2	0.0	0.0	0.0	0.0	0.0	0.0	0.0	14.2	45.4	51.3
3	0.0	0.0	0.0	0.0	0.0	0.0	7.1	40.7	52.6	58.3
4	0.0	0.0	0.0	0.0	0.0	1.9	27.2	53.8	58.8	64.6
5	0.0	0.0	0.0	0.0	0.0	11.3	46.8	65.1	66.5	66.5
6	0.0	0.0	0.0	0.0	0.1	19.4	52.9	71.1	73.1	78.1
7	0.0	0.0	0.0	0.0	0.0	12.1	45.9	67.0	76.4	82.2
8	0.0	0.0	0.0	0.0	0.0	3.2	32.6	57.8	71.1	76.4
9	0.0	0.0	0.0	0.0	0.0	0.1	21.4	60.7	66.6	66.9
10	0.0	0.0	0.0	0.0	0.0	0.0	5.7	37.6	50.6	58.6
11	0.0	0.0	0.0	0.0	0.0	0.0	0.0	12.9	36.4	40.6
12	0.0	0.0	0.0	0.0	0.0	0.0	0.0	2.3	24.3	33.9

Attachment 3-A

Month/Hour	131	132	133	134	135	136	137	138	139	140
1	46.4	46.2	45.7	43.7	39.5	24.6	2.5	0.0	0.0	0.0
2	53.7	55.5	56.7	57.2	56.9	50.5	18.5	0.0	0.0	0.0
3	60.6	67.0	67.1	67.3	66.3	57.1	42.6	6.8	0.0	0.0
4	69.5	69.6	73.5	68.6	64.5	57.8	47.7	15.9	0.1	0.0
5	76.3	71.8	70.4	70.6	67.4	56.1	48.9	31.9	3.4	0.0
6	82.3	79.6	78.0	73.2	70.6	71.4	60.8	37.5	7.0	0.0
7	84.5	84.3	81.2	82.6	80.3	73.4	60.7	37.3	6.4	0.0
8	81.8	78.9	77.3	74.8	72.7	67.2	57.7	26.2	1.2	0.0
9	68.3	72.1	73.0	72.6	69.6	64.4	43.1	5.6	0.0	0.0
10	56.5	55.6	56.4	52.5	51.6	41.1	9.0	0.0	0.0	0.0
11	43.4	44.1	42.0	41.4	43.8	17.2	0.3	0.0	0.0	0.0
12	38.5	40.2	37.7	37.6	32.6	13.7	0.0	0.0	0.0	0.0

Attachment 3-A

Month/Hour	141	142	143	144	145	146	147	148	149	150
1	0.0	0.0	0.0	0.0	0.0	0.0	0.0	0.0	0.0	0.0
2	0.0	0.0	0.0	0.0	0.0	0.0	0.0	0.0	0.0	0.0
3	0.0	0.0	0.0	0.0	0.0	0.0	0.0	0.0	0.0	0.0
4	0.0	0.0	0.0	0.0	0.0	0.0	0.0	0.0	0.0	1.9
5	0.0	0.0	0.0	0.0	0.0	0.0	0.0	0.0	0.0	11.3
6	0.0	0.0	0.0	0.0	0.0	0.0	0.0	0.0	0.1	19.4
7	0.0	0.0	0.0	0.0	0.0	0.0	0.0	0.0	0.0	12.1
8	0.0	0.0	0.0	0.0	0.0	0.0	0.0	0.0	0.0	3.2
9	0.0	0.0	0.0	0.0	0.0	0.0	0.0	0.0	0.0	0.1
10	0.0	0.0	0.0	0.0	0.0	0.0	0.0	0.0	0.0	0.0
11	0.0	0.0	0.0	0.0	0.0	0.0	0.0	0.0	0.0	0.0
12	0.0	0.0	0.0	0.0	0.0	0.0	0.0	0.0	0.0	0.0

Attachment 3-A

Month/Hour	151	152	153	154	155	156	157	158	159	160
1	0.0	3.2	30.8	43.7	46.4	46.2	45.7	43.7	39.5	24.6
2	0.0	14.2	45.4	51.3	53.7	55.5	56.7	57.2	56.9	50.5
3	7.1	40.7	52.6	58.3	60.6	67.0	67.1	67.3	66.3	57.1
4	27.2	53.8	58.8	64.6	69.5	69.6	73.5	68.6	64.5	57.8
5	46.8	65.1	66.5	66.5	76.3	71.8	70.4	70.6	67.4	56.1
6	52.9	71.1	73.1	78.1	82.3	79.6	78.0	73.2	70.6	71.4
7	45.9	67.0	76.4	82.2	84.5	84.3	81.2	82.6	80.3	73.4
8	32.6	57.8	71.1	76.4	81.8	78.9	77.3	74.8	72.7	67.2
9	21.4	60.7	66.6	66.9	68.3	72.1	73.0	72.6	69.6	64.4
10	5.7	37.6	50.6	58.6	56.5	55.6	56.4	52.5	51.6	41.1
11	0.0	12.9	36.4	40.6	43.4	44.1	42.0	41.4	43.8	17.2
12	0.0	2.3	24.3	33.9	38.5	40.2	37.7	37.6	32.6	13.7

Attachment 3-A

Month/Hour	161	162	163	164	165	166	167	168
1	2.5	0.0	0.0	0.0	0.0	0.0	0.0	0.0
2	18.5	0.0	0.0	0.0	0.0	0.0	0.0	0.0
3	42.6	6.8	0.0	0.0	0.0	0.0	0.0	0.0
4	47.7	15.9	0.1	0.0	0.0	0.0	0.0	0.0
5	48.9	31.9	3.4	0.0	0.0	0.0	0.0	0.0
6	60.8	37.5	7.0	0.0	0.0	0.0	0.0	0.0
7	60.7	37.3	6.4	0.0	0.0	0.0	0.0	0.0
8	57.7	26.2	1.2	0.0	0.0	0.0	0.0	0.0
9	43.1	5.6	0.0	0.0	0.0	0.0	0.0	0.0
10	9.0	0.0	0.0	0.0	0.0	0.0	0.0	0.0
11	0.3	0.0	0.0	0.0	0.0	0.0	0.0	0.0
12	0.0	0.0	0.0	0.0	0.0	0.0	0.0	0.0

Attachment 3-A

Tranche: PPA_IN_Solar_3

Month/Hour	1	2	3	4	5	6	7	8	9	10
1	0.0	0.0	0.0	0.0	0.0	0.0	0.0	3.2	30.8	43.7
2	0.0	0.0	0.0	0.0	0.0	0.0	0.0	14.2	45.4	51.3
3	0.0	0.0	0.0	0.0	0.0	0.0	7.1	40.7	52.6	58.3
4	0.0	0.0	0.0	0.0	0.0	1.9	27.2	53.8	58.8	64.6
5	0.0	0.0	0.0	0.0	0.0	11.3	46.8	65.1	66.5	66.5
6	0.0	0.0	0.0	0.0	0.1	19.4	52.9	71.1	73.1	78.1
7	0.0	0.0	0.0	0.0	0.0	12.1	45.9	67.0	76.4	82.2
8	0.0	0.0	0.0	0.0	0.0	3.2	32.6	57.8	71.1	76.4
9	0.0	0.0	0.0	0.0	0.0	0.1	21.4	60.7	66.6	66.9
10	0.0	0.0	0.0	0.0	0.0	0.0	5.7	37.6	50.6	58.6
11	0.0	0.0	0.0	0.0	0.0	0.0	0.0	12.9	36.4	40.6
12	0.0	0.0	0.0	0.0	0.0	0.0	0.0	2.3	24.3	33.9

Attachment 3-A

Month/Hour	11	12	13	14	15	16	17	18	19	20
1	46.4	46.2	45.7	43.7	39.5	24.6	2.5	0.0	0.0	0.0
2	53.7	55.5	56.7	57.2	56.9	50.5	18.5	0.0	0.0	0.0
3	60.6	67.0	67.1	67.3	66.3	57.1	42.6	6.8	0.0	0.0
4	69.5	69.6	73.5	68.6	64.5	57.8	47.7	15.9	0.1	0.0
5	76.3	71.8	70.4	70.6	67.4	56.1	48.9	31.9	3.4	0.0
6	82.3	79.6	78.0	73.2	70.6	71.4	60.8	37.5	7.0	0.0
7	84.5	84.3	81.2	82.6	80.3	73.4	60.7	37.3	6.4	0.0
8	81.8	78.9	77.3	74.8	72.7	67.2	57.7	26.2	1.2	0.0
9	68.3	72.1	73.0	72.6	69.6	64.4	43.1	5.6	0.0	0.0
10	56.5	55.6	56.4	52.5	51.6	41.1	9.0	0.0	0.0	0.0
11	43.4	44.1	42.0	41.4	43.8	17.2	0.3	0.0	0.0	0.0
12	38.5	40.2	37.7	37.6	32.6	13.7	0.0	0.0	0.0	0.0

Attachment 3-A

Month/Hour	21	22	23	24	25	26	27	28	29	30
1	0.0	0.0	0.0	0.0	0.0	0.0	0.0	0.0	0.0	0.0
2	0.0	0.0	0.0	0.0	0.0	0.0	0.0	0.0	0.0	0.0
3	0.0	0.0	0.0	0.0	0.0	0.0	0.0	0.0	0.0	0.0
4	0.0	0.0	0.0	0.0	0.0	0.0	0.0	0.0	0.0	1.9
5	0.0	0.0	0.0	0.0	0.0	0.0	0.0	0.0	0.0	11.3
6	0.0	0.0	0.0	0.0	0.0	0.0	0.0	0.0	0.1	19.4
7	0.0	0.0	0.0	0.0	0.0	0.0	0.0	0.0	0.0	12.1
8	0.0	0.0	0.0	0.0	0.0	0.0	0.0	0.0	0.0	3.2
9	0.0	0.0	0.0	0.0	0.0	0.0	0.0	0.0	0.0	0.1
10	0.0	0.0	0.0	0.0	0.0	0.0	0.0	0.0	0.0	0.0
11	0.0	0.0	0.0	0.0	0.0	0.0	0.0	0.0	0.0	0.0
12	0.0	0.0	0.0	0.0	0.0	0.0	0.0	0.0	0.0	0.0

Attachment 3-A

Month/Hour	31	32	33	34	35	36	37	38	39	40
1	0.0	3.2	30.8	43.7	46.4	46.2	45.7	43.7	39.5	24.6
2	0.0	14.2	45.4	51.3	53.7	55.5	56.7	57.2	56.9	50.5
3	7.1	40.7	52.6	58.3	60.6	67.0	67.1	67.3	66.3	57.1
4	27.2	53.8	58.8	64.6	69.5	69.6	73.5	68.6	64.5	57.8
5	46.8	65.1	66.5	66.5	76.3	71.8	70.4	70.6	67.4	56.1
6	52.9	71.1	73.1	78.1	82.3	79.6	78.0	73.2	70.6	71.4
7	45.9	67.0	76.4	82.2	84.5	84.3	81.2	82.6	80.3	73.4
8	32.6	57.8	71.1	76.4	81.8	78.9	77.3	74.8	72.7	67.2
9	21.4	60.7	66.6	66.9	68.3	72.1	73.0	72.6	69.6	64.4
10	5.7	37.6	50.6	58.6	56.5	55.6	56.4	52.5	51.6	41.1
11	0.0	12.9	36.4	40.6	43.4	44.1	42.0	41.4	43.8	17.2
12	0.0	2.3	24.3	33.9	38.5	40.2	37.7	37.6	32.6	13.7

Attachment 3-A

Month/Hour	41	42	43	44	45	46	47	48	49	50
1	2.5	0.0	0.0	0.0	0.0	0.0	0.0	0.0	0.0	0.0
2	18.5	0.0	0.0	0.0	0.0	0.0	0.0	0.0	0.0	0.0
3	42.6	6.8	0.0	0.0	0.0	0.0	0.0	0.0	0.0	0.0
4	47.7	15.9	0.1	0.0	0.0	0.0	0.0	0.0	0.0	0.0
5	48.9	31.9	3.4	0.0	0.0	0.0	0.0	0.0	0.0	0.0
6	60.8	37.5	7.0	0.0	0.0	0.0	0.0	0.0	0.0	0.0
7	60.7	37.3	6.4	0.0	0.0	0.0	0.0	0.0	0.0	0.0
8	57.7	26.2	1.2	0.0	0.0	0.0	0.0	0.0	0.0	0.0
9	43.1	5.6	0.0	0.0	0.0	0.0	0.0	0.0	0.0	0.0
10	9.0	0.0	0.0	0.0	0.0	0.0	0.0	0.0	0.0	0.0
11	0.3	0.0	0.0	0.0	0.0	0.0	0.0	0.0	0.0	0.0
12	0.0	0.0	0.0	0.0	0.0	0.0	0.0	0.0	0.0	0.0

Attachment 3-A

Month/Hour	51	52	53	54	55	56	57	58	59	60
1	0.0	0.0	0.0	0.0	0.0	3.2	30.8	43.7	46.4	46.2
2	0.0	0.0	0.0	0.0	0.0	14.2	45.4	51.3	53.7	55.5
3	0.0	0.0	0.0	0.0	7.1	40.7	52.6	58.3	60.6	67.0
4	0.0	0.0	0.0	1.9	27.2	53.8	58.8	64.6	69.5	69.6
5	0.0	0.0	0.0	11.3	46.8	65.1	66.5	66.5	76.3	71.8
6	0.0	0.0	0.1	19.4	52.9	71.1	73.1	78.1	82.3	79.6
7	0.0	0.0	0.0	12.1	45.9	67.0	76.4	82.2	84.5	84.3
8	0.0	0.0	0.0	3.2	32.6	57.8	71.1	76.4	81.8	78.9
9	0.0	0.0	0.0	0.1	21.4	60.7	66.6	66.9	68.3	72.1
10	0.0	0.0	0.0	0.0	5.7	37.6	50.6	58.6	56.5	55.6
11	0.0	0.0	0.0	0.0	0.0	12.9	36.4	40.6	43.4	44.1
12	0.0	0.0	0.0	0.0	0.0	2.3	24.3	33.9	38.5	40.2

Attachment 3-A

Month/Hour	61	62	63	64	65	66	67	68	69	70
1	45.7	43.7	39.5	24.6	2.5	0.0	0.0	0.0	0.0	0.0
2	56.7	57.2	56.9	50.5	18.5	0.0	0.0	0.0	0.0	0.0
3	67.1	67.3	66.3	57.1	42.6	6.8	0.0	0.0	0.0	0.0
4	73.5	68.6	64.5	57.8	47.7	15.9	0.1	0.0	0.0	0.0
5	70.4	70.6	67.4	56.1	48.9	31.9	3.4	0.0	0.0	0.0
6	78.0	73.2	70.6	71.4	60.8	37.5	7.0	0.0	0.0	0.0
7	81.2	82.6	80.3	73.4	60.7	37.3	6.4	0.0	0.0	0.0
8	77.3	74.8	72.7	67.2	57.7	26.2	1.2	0.0	0.0	0.0
9	73.0	72.6	69.6	64.4	43.1	5.6	0.0	0.0	0.0	0.0
10	56.4	52.5	51.6	41.1	9.0	0.0	0.0	0.0	0.0	0.0
11	42.0	41.4	43.8	17.2	0.3	0.0	0.0	0.0	0.0	0.0
12	37.7	37.6	32.6	13.7	0.0	0.0	0.0	0.0	0.0	0.0

Attachment 3-A

Month/Hour	71	72	73	74	75	76	77	78	79	80
1	0.0	0.0	0.0	0.0	0.0	0.0	0.0	0.0	0.0	3.2
2	0.0	0.0	0.0	0.0	0.0	0.0	0.0	0.0	0.0	14.2
3	0.0	0.0	0.0	0.0	0.0	0.0	0.0	0.0	7.1	40.7
4	0.0	0.0	0.0	0.0	0.0	0.0	0.0	1.9	27.2	53.8
5	0.0	0.0	0.0	0.0	0.0	0.0	0.0	11.3	46.8	65.1
6	0.0	0.0	0.0	0.0	0.0	0.0	0.1	19.4	52.9	71.1
7	0.0	0.0	0.0	0.0	0.0	0.0	0.0	12.1	45.9	67.0
8	0.0	0.0	0.0	0.0	0.0	0.0	0.0	3.2	32.6	57.8
9	0.0	0.0	0.0	0.0	0.0	0.0	0.0	0.1	21.4	60.7
10	0.0	0.0	0.0	0.0	0.0	0.0	0.0	0.0	5.7	37.6
11	0.0	0.0	0.0	0.0	0.0	0.0	0.0	0.0	0.0	12.9
12	0.0	0.0	0.0	0.0	0.0	0.0	0.0	0.0	0.0	2.3

Attachment 3-A

Month/Hour	81	82	83	84	85	86	87	88	89	90
1	30.8	43.7	46.4	46.2	45.7	43.7	39.5	24.6	2.5	0.0
2	45.4	51.3	53.7	55.5	56.7	57.2	56.9	50.5	18.5	0.0
3	52.6	58.3	60.6	67.0	67.1	67.3	66.3	57.1	42.6	6.8
4	58.8	64.6	69.5	69.6	73.5	68.6	64.5	57.8	47.7	15.9
5	66.5	66.5	76.3	71.8	70.4	70.6	67.4	56.1	48.9	31.9
6	73.1	78.1	82.3	79.6	78.0	73.2	70.6	71.4	60.8	37.5
7	76.4	82.2	84.5	84.3	81.2	82.6	80.3	73.4	60.7	37.3
8	71.1	76.4	81.8	78.9	77.3	74.8	72.7	67.2	57.7	26.2
9	66.6	66.9	68.3	72.1	73.0	72.6	69.6	64.4	43.1	5.6
10	50.6	58.6	56.5	55.6	56.4	52.5	51.6	41.1	9.0	0.0
11	36.4	40.6	43.4	44.1	42.0	41.4	43.8	17.2	0.3	0.0
12	24.3	33.9	38.5	40.2	37.7	37.6	32.6	13.7	0.0	0.0

Attachment 3-A

Month/Hour	91	92	93	94	95	96	97	98	99	100
1	0.0	0.0	0.0	0.0	0.0	0.0	0.0	0.0	0.0	0.0
2	0.0	0.0	0.0	0.0	0.0	0.0	0.0	0.0	0.0	0.0
3	0.0	0.0	0.0	0.0	0.0	0.0	0.0	0.0	0.0	0.0
4	0.1	0.0	0.0	0.0	0.0	0.0	0.0	0.0	0.0	0.0
5	3.4	0.0	0.0	0.0	0.0	0.0	0.0	0.0	0.0	0.0
6	7.0	0.0	0.0	0.0	0.0	0.0	0.0	0.0	0.0	0.0
7	6.4	0.0	0.0	0.0	0.0	0.0	0.0	0.0	0.0	0.0
8	1.2	0.0	0.0	0.0	0.0	0.0	0.0	0.0	0.0	0.0
9	0.0	0.0	0.0	0.0	0.0	0.0	0.0	0.0	0.0	0.0
10	0.0	0.0	0.0	0.0	0.0	0.0	0.0	0.0	0.0	0.0
11	0.0	0.0	0.0	0.0	0.0	0.0	0.0	0.0	0.0	0.0
12	0.0	0.0	0.0	0.0	0.0	0.0	0.0	0.0	0.0	0.0

Attachment 3-A

Month/Hour	101	102	103	104	105	106	107	108	109	110
1	0.0	0.0	0.0	3.2	30.8	43.7	46.4	46.2	45.7	43.7
2	0.0	0.0	0.0	14.2	45.4	51.3	53.7	55.5	56.7	57.2
3	0.0	0.0	7.1	40.7	52.6	58.3	60.6	67.0	67.1	67.3
4	0.0	1.9	27.2	53.8	58.8	64.6	69.5	69.6	73.5	68.6
5	0.0	11.3	46.8	65.1	66.5	66.5	76.3	71.8	70.4	70.6
6	0.1	19.4	52.9	71.1	73.1	78.1	82.3	79.6	78.0	73.2
7	0.0	12.1	45.9	67.0	76.4	82.2	84.5	84.3	81.2	82.6
8	0.0	3.2	32.6	57.8	71.1	76.4	81.8	78.9	77.3	74.8
9	0.0	0.1	21.4	60.7	66.6	66.9	68.3	72.1	73.0	72.6
10	0.0	0.0	5.7	37.6	50.6	58.6	56.5	55.6	56.4	52.5
11	0.0	0.0	0.0	12.9	36.4	40.6	43.4	44.1	42.0	41.4
12	0.0	0.0	0.0	2.3	24.3	33.9	38.5	40.2	37.7	37.6

Attachment 3-A

Month/Hour	111	112	113	114	115	116	117	118	119	120
1	39.5	24.6	2.5	0.0	0.0	0.0	0.0	0.0	0.0	0.0
2	56.9	50.5	18.5	0.0	0.0	0.0	0.0	0.0	0.0	0.0
3	66.3	57.1	42.6	6.8	0.0	0.0	0.0	0.0	0.0	0.0
4	64.5	57.8	47.7	15.9	0.1	0.0	0.0	0.0	0.0	0.0
5	67.4	56.1	48.9	31.9	3.4	0.0	0.0	0.0	0.0	0.0
6	70.6	71.4	60.8	37.5	7.0	0.0	0.0	0.0	0.0	0.0
7	80.3	73.4	60.7	37.3	6.4	0.0	0.0	0.0	0.0	0.0
8	72.7	67.2	57.7	26.2	1.2	0.0	0.0	0.0	0.0	0.0
9	69.6	64.4	43.1	5.6	0.0	0.0	0.0	0.0	0.0	0.0
10	51.6	41.1	9.0	0.0	0.0	0.0	0.0	0.0	0.0	0.0
11	43.8	17.2	0.3	0.0	0.0	0.0	0.0	0.0	0.0	0.0
12	32.6	13.7	0.0	0.0	0.0	0.0	0.0	0.0	0.0	0.0

Attachment 3-A

Month/Hour	121	122	123	124	125	126	127	128	129	130
1	0.0	0.0	0.0	0.0	0.0	0.0	0.0	3.2	30.8	43.7
2	0.0	0.0	0.0	0.0	0.0	0.0	0.0	14.2	45.4	51.3
3	0.0	0.0	0.0	0.0	0.0	0.0	7.1	40.7	52.6	58.3
4	0.0	0.0	0.0	0.0	0.0	1.9	27.2	53.8	58.8	64.6
5	0.0	0.0	0.0	0.0	0.0	11.3	46.8	65.1	66.5	66.5
6	0.0	0.0	0.0	0.0	0.1	19.4	52.9	71.1	73.1	78.1
7	0.0	0.0	0.0	0.0	0.0	12.1	45.9	67.0	76.4	82.2
8	0.0	0.0	0.0	0.0	0.0	3.2	32.6	57.8	71.1	76.4
9	0.0	0.0	0.0	0.0	0.0	0.1	21.4	60.7	66.6	66.9
10	0.0	0.0	0.0	0.0	0.0	0.0	5.7	37.6	50.6	58.6
11	0.0	0.0	0.0	0.0	0.0	0.0	0.0	12.9	36.4	40.6
12	0.0	0.0	0.0	0.0	0.0	0.0	0.0	2.3	24.3	33.9

Attachment 3-A

Month/Hour	131	132	133	134	135	136	137	138	139	140
1	46.4	46.2	45.7	43.7	39.5	24.6	2.5	0.0	0.0	0.0
2	53.7	55.5	56.7	57.2	56.9	50.5	18.5	0.0	0.0	0.0
3	60.6	67.0	67.1	67.3	66.3	57.1	42.6	6.8	0.0	0.0
4	69.5	69.6	73.5	68.6	64.5	57.8	47.7	15.9	0.1	0.0
5	76.3	71.8	70.4	70.6	67.4	56.1	48.9	31.9	3.4	0.0
6	82.3	79.6	78.0	73.2	70.6	71.4	60.8	37.5	7.0	0.0
7	84.5	84.3	81.2	82.6	80.3	73.4	60.7	37.3	6.4	0.0
8	81.8	78.9	77.3	74.8	72.7	67.2	57.7	26.2	1.2	0.0
9	68.3	72.1	73.0	72.6	69.6	64.4	43.1	5.6	0.0	0.0
10	56.5	55.6	56.4	52.5	51.6	41.1	9.0	0.0	0.0	0.0
11	43.4	44.1	42.0	41.4	43.8	17.2	0.3	0.0	0.0	0.0
12	38.5	40.2	37.7	37.6	32.6	13.7	0.0	0.0	0.0	0.0

Attachment 3-A

Month/Hour	141	142	143	144	145	146	147	148	149	150
1	0.0	0.0	0.0	0.0	0.0	0.0	0.0	0.0	0.0	0.0
2	0.0	0.0	0.0	0.0	0.0	0.0	0.0	0.0	0.0	0.0
3	0.0	0.0	0.0	0.0	0.0	0.0	0.0	0.0	0.0	0.0
4	0.0	0.0	0.0	0.0	0.0	0.0	0.0	0.0	0.0	1.9
5	0.0	0.0	0.0	0.0	0.0	0.0	0.0	0.0	0.0	11.3
6	0.0	0.0	0.0	0.0	0.0	0.0	0.0	0.0	0.1	19.4
7	0.0	0.0	0.0	0.0	0.0	0.0	0.0	0.0	0.0	12.1
8	0.0	0.0	0.0	0.0	0.0	0.0	0.0	0.0	0.0	3.2
9	0.0	0.0	0.0	0.0	0.0	0.0	0.0	0.0	0.0	0.1
10	0.0	0.0	0.0	0.0	0.0	0.0	0.0	0.0	0.0	0.0
11	0.0	0.0	0.0	0.0	0.0	0.0	0.0	0.0	0.0	0.0
12	0.0	0.0	0.0	0.0	0.0	0.0	0.0	0.0	0.0	0.0

Attachment 3-A

Month/Hour	151	152	153	154	155	156	157	158	159	160
1	0.0	3.2	30.8	43.7	46.4	46.2	45.7	43.7	39.5	24.6
2	0.0	14.2	45.4	51.3	53.7	55.5	56.7	57.2	56.9	50.5
3	7.1	40.7	52.6	58.3	60.6	67.0	67.1	67.3	66.3	57.1
4	27.2	53.8	58.8	64.6	69.5	69.6	73.5	68.6	64.5	57.8
5	46.8	65.1	66.5	66.5	76.3	71.8	70.4	70.6	67.4	56.1
6	52.9	71.1	73.1	78.1	82.3	79.6	78.0	73.2	70.6	71.4
7	45.9	67.0	76.4	82.2	84.5	84.3	81.2	82.6	80.3	73.4
8	32.6	57.8	71.1	76.4	81.8	78.9	77.3	74.8	72.7	67.2
9	21.4	60.7	66.6	66.9	68.3	72.1	73.0	72.6	69.6	64.4
10	5.7	37.6	50.6	58.6	56.5	55.6	56.4	52.5	51.6	41.1
11	0.0	12.9	36.4	40.6	43.4	44.1	42.0	41.4	43.8	17.2
12	0.0	2.3	24.3	33.9	38.5	40.2	37.7	37.6	32.6	13.7

Attachment 3-A

Month/Hour	161	162	163	164	165	166	167	168
1	2.5	0.0	0.0	0.0	0.0	0.0	0.0	0.0
2	18.5	0.0	0.0	0.0	0.0	0.0	0.0	0.0
3	42.6	6.8	0.0	0.0	0.0	0.0	0.0	0.0
4	47.7	15.9	0.1	0.0	0.0	0.0	0.0	0.0
5	48.9	31.9	3.4	0.0	0.0	0.0	0.0	0.0
6	60.8	37.5	7.0	0.0	0.0	0.0	0.0	0.0
7	60.7	37.3	6.4	0.0	0.0	0.0	0.0	0.0
8	57.7	26.2	1.2	0.0	0.0	0.0	0.0	0.0
9	43.1	5.6	0.0	0.0	0.0	0.0	0.0	0.0
10	9.0	0.0	0.0	0.0	0.0	0.0	0.0	0.0
11	0.3	0.0	0.0	0.0	0.0	0.0	0.0	0.0
12	0.0	0.0	0.0	0.0	0.0	0.0	0.0	0.0

Attachment 3-A

Tranche: PPA_IN_Solar_4

Month/Hour	1	2	3	4	5	6	7	8	9	10
1	0.0	0.0	0.0	0.0	0.0	0.0	0.0	0.0	24.4	38.2
2	0.0	0.0	0.0	0.0	0.0	0.0	0.0	8.0	44.1	50.9
3	0.0	0.0	0.0	0.0	0.0	0.0	2.9	34.6	56.6	57.8
4	0.0	0.0	0.0	0.0	0.0	0.2	27.3	57.8	67.0	71.6
5	0.0	0.0	0.0	0.0	0.0	14.3	48.6	62.7	68.5	73.8
6	0.0	0.0	0.0	0.0	0.0	21.6	57.0	69.6	75.6	79.3
7	0.0	0.0	0.0	0.0	0.0	16.4	55.3	72.0	78.2	80.5
8	0.0	0.0	0.0	0.0	0.0	1.0	36.1	69.0	71.3	75.3
9	0.0	0.0	0.0	0.0	0.0	0.0	20.6	56.2	68.3	69.3
10	0.0	0.0	0.0	0.0	0.0	0.0	2.4	38.0	56.0	60.7
11	0.0	0.0	0.0	0.0	0.0	0.0	0.0	15.7	45.2	45.3
12	0.0	0.0	0.0	0.0	0.0	0.0	0.0	0.2	23.9	32.1

Attachment 3-A

Month/Hour	11	12	13	14	15	16	17	18	19	20
1	39.9	39.8	36.1	42.4	40.0	31.5	3.2	0.0	0.0	0.0
2	51.1	52.6	50.5	53.3	54.2	52.4	24.1	0.1	0.0	0.0
3	56.7	58.3	65.2	62.0	65.2	60.7	50.1	10.9	0.0	0.0
4	73.6	74.2	70.5	70.2	65.3	58.3	52.8	24.3	0.0	0.0
5	79.1	71.0	69.0	69.8	66.5	60.9	56.3	38.6	6.3	0.0
6	81.1	78.5	77.6	76.6	72.4	69.0	62.4	49.1	16.3	0.0
7	82.0	77.0	77.4	77.2	72.6	69.7	63.0	51.0	17.9	0.0
8	79.5	76.0	76.3	73.3	69.3	69.3	66.4	39.7	4.0	0.0
9	70.0	71.0	70.2	71.0	70.9	66.7	52.1	12.5	0.0	0.0
10	59.0	56.9	57.5	60.9	56.8	50.3	17.3	0.0	0.0	0.0
11	44.7	42.0	41.0	46.4	49.3	31.0	0.4	0.0	0.0	0.0
12	33.5	35.6	34.9	39.4	36.4	20.1	0.0	0.0	0.0	0.0

Attachment 3-A

Month/Hour	21	22	23	24	25	26	27	28	29	30
1	0.0	0.0	0.0	0.0	0.0	0.0	0.0	0.0	0.0	0.0
2	0.0	0.0	0.0	0.0	0.0	0.0	0.0	0.0	0.0	0.0
3	0.0	0.0	0.0	0.0	0.0	0.0	0.0	0.0	0.0	0.0
4	0.0	0.0	0.0	0.0	0.0	0.0	0.0	0.0	0.0	0.2
5	0.0	0.0	0.0	0.0	0.0	0.0	0.0	0.0	0.0	14.3
6	0.0	0.0	0.0	0.0	0.0	0.0	0.0	0.0	0.0	21.6
7	0.0	0.0	0.0	0.0	0.0	0.0	0.0	0.0	0.0	16.4
8	0.0	0.0	0.0	0.0	0.0	0.0	0.0	0.0	0.0	1.0
9	0.0	0.0	0.0	0.0	0.0	0.0	0.0	0.0	0.0	0.0
10	0.0	0.0	0.0	0.0	0.0	0.0	0.0	0.0	0.0	0.0
11	0.0	0.0	0.0	0.0	0.0	0.0	0.0	0.0	0.0	0.0
12	0.0	0.0	0.0	0.0	0.0	0.0	0.0	0.0	0.0	0.0

Attachment 3-A

Month/Hour	31	32	33	34	35	36	37	38	39	40
1	0.0	0.0	24.4	38.2	39.9	39.8	36.1	42.4	40.0	31.5
2	0.0	8.0	44.1	50.9	51.1	52.6	50.5	53.3	54.2	52.4
3	2.9	34.6	56.6	57.8	56.7	58.3	65.2	62.0	65.2	60.7
4	27.3	57.8	67.0	71.6	73.6	74.2	70.5	70.2	65.3	58.3
5	48.6	62.7	68.5	73.8	79.1	71.0	69.0	69.8	66.5	60.9
6	57.0	69.6	75.6	79.3	81.1	78.5	77.6	76.6	72.4	69.0
7	55.3	72.0	78.2	80.5	82.0	77.0	77.4	77.2	72.6	69.7
8	36.1	69.0	71.3	75.3	79.5	76.0	76.3	73.3	69.3	69.3
9	20.6	56.2	68.3	69.3	70.0	71.0	70.2	71.0	70.9	66.7
10	2.4	38.0	56.0	60.7	59.0	56.9	57.5	60.9	56.8	50.3
11	0.0	15.7	45.2	45.3	44.7	42.0	41.0	46.4	49.3	31.0
12	0.0	0.2	23.9	32.1	33.5	35.6	34.9	39.4	36.4	20.1

Attachment 3-A

Month/Hour	41	42	43	44	45	46	47	48	49	50
1	3.2	0.0	0.0	0.0	0.0	0.0	0.0	0.0	0.0	0.0
2	24.1	0.1	0.0	0.0	0.0	0.0	0.0	0.0	0.0	0.0
3	50.1	10.9	0.0	0.0	0.0	0.0	0.0	0.0	0.0	0.0
4	52.8	24.3	0.0	0.0	0.0	0.0	0.0	0.0	0.0	0.0
5	56.3	38.6	6.3	0.0	0.0	0.0	0.0	0.0	0.0	0.0
6	62.4	49.1	16.3	0.0	0.0	0.0	0.0	0.0	0.0	0.0
7	63.0	51.0	17.9	0.0	0.0	0.0	0.0	0.0	0.0	0.0
8	66.4	39.7	4.0	0.0	0.0	0.0	0.0	0.0	0.0	0.0
9	52.1	12.5	0.0	0.0	0.0	0.0	0.0	0.0	0.0	0.0
10	17.3	0.0	0.0	0.0	0.0	0.0	0.0	0.0	0.0	0.0
11	0.4	0.0	0.0	0.0	0.0	0.0	0.0	0.0	0.0	0.0
12	0.0	0.0	0.0	0.0	0.0	0.0	0.0	0.0	0.0	0.0

Attachment 3-A

Month/Hour	51	52	53	54	55	56	57	58	59	60
1	0.0	0.0	0.0	0.0	0.0	0.0	24.4	38.2	39.9	39.8
2	0.0	0.0	0.0	0.0	0.0	8.0	44.1	50.9	51.1	52.6
3	0.0	0.0	0.0	0.0	2.9	34.6	56.6	57.8	56.7	58.3
4	0.0	0.0	0.0	0.2	27.3	57.8	67.0	71.6	73.6	74.2
5	0.0	0.0	0.0	14.3	48.6	62.7	68.5	73.8	79.1	71.0
6	0.0	0.0	0.0	21.6	57.0	69.6	75.6	79.3	81.1	78.5
7	0.0	0.0	0.0	16.4	55.3	72.0	78.2	80.5	82.0	77.0
8	0.0	0.0	0.0	1.0	36.1	69.0	71.3	75.3	79.5	76.0
9	0.0	0.0	0.0	0.0	20.6	56.2	68.3	69.3	70.0	71.0
10	0.0	0.0	0.0	0.0	2.4	38.0	56.0	60.7	59.0	56.9
11	0.0	0.0	0.0	0.0	0.0	15.7	45.2	45.3	44.7	42.0
12	0.0	0.0	0.0	0.0	0.0	0.2	23.9	32.1	33.5	35.6

Attachment 3-A

Month/Hour	61	62	63	64	65	66	67	68	69	70
1	36.1	42.4	40.0	31.5	3.2	0.0	0.0	0.0	0.0	0.0
2	50.5	53.3	54.2	52.4	24.1	0.1	0.0	0.0	0.0	0.0
3	65.2	62.0	65.2	60.7	50.1	10.9	0.0	0.0	0.0	0.0
4	70.5	70.2	65.3	58.3	52.8	24.3	0.0	0.0	0.0	0.0
5	69.0	69.8	66.5	60.9	56.3	38.6	6.3	0.0	0.0	0.0
6	77.6	76.6	72.4	69.0	62.4	49.1	16.3	0.0	0.0	0.0
7	77.4	77.2	72.6	69.7	63.0	51.0	17.9	0.0	0.0	0.0
8	76.3	73.3	69.3	69.3	66.4	39.7	4.0	0.0	0.0	0.0
9	70.2	71.0	70.9	66.7	52.1	12.5	0.0	0.0	0.0	0.0
10	57.5	60.9	56.8	50.3	17.3	0.0	0.0	0.0	0.0	0.0
11	41.0	46.4	49.3	31.0	0.4	0.0	0.0	0.0	0.0	0.0
12	34.9	39.4	36.4	20.1	0.0	0.0	0.0	0.0	0.0	0.0

Attachment 3-A

Month/Hour	71	72	73	74	75	76	77	78	79	80
1	0.0	0.0	0.0	0.0	0.0	0.0	0.0	0.0	0.0	0.0
2	0.0	0.0	0.0	0.0	0.0	0.0	0.0	0.0	0.0	8.0
3	0.0	0.0	0.0	0.0	0.0	0.0	0.0	0.0	2.9	34.6
4	0.0	0.0	0.0	0.0	0.0	0.0	0.0	0.2	27.3	57.8
5	0.0	0.0	0.0	0.0	0.0	0.0	0.0	14.3	48.6	62.7
6	0.0	0.0	0.0	0.0	0.0	0.0	0.0	21.6	57.0	69.6
7	0.0	0.0	0.0	0.0	0.0	0.0	0.0	16.4	55.3	72.0
8	0.0	0.0	0.0	0.0	0.0	0.0	0.0	1.0	36.1	69.0
9	0.0	0.0	0.0	0.0	0.0	0.0	0.0	0.0	20.6	56.2
10	0.0	0.0	0.0	0.0	0.0	0.0	0.0	0.0	2.4	38.0
11	0.0	0.0	0.0	0.0	0.0	0.0	0.0	0.0	0.0	15.7
12	0.0	0.0	0.0	0.0	0.0	0.0	0.0	0.0	0.0	0.2

Attachment 3-A

Month/Hour	81	82	83	84	85	86	87	88	89	90
1	24.4	38.2	39.9	39.8	36.1	42.4	40.0	31.5	3.2	0.0
2	44.1	50.9	51.1	52.6	50.5	53.3	54.2	52.4	24.1	0.1
3	56.6	57.8	56.7	58.3	65.2	62.0	65.2	60.7	50.1	10.9
4	67.0	71.6	73.6	74.2	70.5	70.2	65.3	58.3	52.8	24.3
5	68.5	73.8	79.1	71.0	69.0	69.8	66.5	60.9	56.3	38.6
6	75.6	79.3	81.1	78.5	77.6	76.6	72.4	69.0	62.4	49.1
7	78.2	80.5	82.0	77.0	77.4	77.2	72.6	69.7	63.0	51.0
8	71.3	75.3	79.5	76.0	76.3	73.3	69.3	69.3	66.4	39.7
9	68.3	69.3	70.0	71.0	70.2	71.0	70.9	66.7	52.1	12.5
10	56.0	60.7	59.0	56.9	57.5	60.9	56.8	50.3	17.3	0.0
11	45.2	45.3	44.7	42.0	41.0	46.4	49.3	31.0	0.4	0.0
12	23.9	32.1	33.5	35.6	34.9	39.4	36.4	20.1	0.0	0.0

Attachment 3-A

Month/Hour	91	92	93	94	95	96	97	98	99	100
1	0.0	0.0	0.0	0.0	0.0	0.0	0.0	0.0	0.0	0.0
2	0.0	0.0	0.0	0.0	0.0	0.0	0.0	0.0	0.0	0.0
3	0.0	0.0	0.0	0.0	0.0	0.0	0.0	0.0	0.0	0.0
4	0.0	0.0	0.0	0.0	0.0	0.0	0.0	0.0	0.0	0.0
5	6.3	0.0	0.0	0.0	0.0	0.0	0.0	0.0	0.0	0.0
6	16.3	0.0	0.0	0.0	0.0	0.0	0.0	0.0	0.0	0.0
7	17.9	0.0	0.0	0.0	0.0	0.0	0.0	0.0	0.0	0.0
8	4.0	0.0	0.0	0.0	0.0	0.0	0.0	0.0	0.0	0.0
9	0.0	0.0	0.0	0.0	0.0	0.0	0.0	0.0	0.0	0.0
10	0.0	0.0	0.0	0.0	0.0	0.0	0.0	0.0	0.0	0.0
11	0.0	0.0	0.0	0.0	0.0	0.0	0.0	0.0	0.0	0.0
12	0.0	0.0	0.0	0.0	0.0	0.0	0.0	0.0	0.0	0.0

Attachment 3-A

Month/Hour	101	102	103	104	105	106	107	108	109	110
1	0.0	0.0	0.0	0.0	24.4	38.2	39.9	39.8	36.1	42.4
2	0.0	0.0	0.0	8.0	44.1	50.9	51.1	52.6	50.5	53.3
3	0.0	0.0	2.9	34.6	56.6	57.8	56.7	58.3	65.2	62.0
4	0.0	0.2	27.3	57.8	67.0	71.6	73.6	74.2	70.5	70.2
5	0.0	14.3	48.6	62.7	68.5	73.8	79.1	71.0	69.0	69.8
6	0.0	21.6	57.0	69.6	75.6	79.3	81.1	78.5	77.6	76.6
7	0.0	16.4	55.3	72.0	78.2	80.5	82.0	77.0	77.4	77.2
8	0.0	1.0	36.1	69.0	71.3	75.3	79.5	76.0	76.3	73.3
9	0.0	0.0	20.6	56.2	68.3	69.3	70.0	71.0	70.2	71.0
10	0.0	0.0	2.4	38.0	56.0	60.7	59.0	56.9	57.5	60.9
11	0.0	0.0	0.0	15.7	45.2	45.3	44.7	42.0	41.0	46.4
12	0.0	0.0	0.0	0.2	23.9	32.1	33.5	35.6	34.9	39.4

Attachment 3-A

Month/Hour	111	112	113	114	115	116	117	118	119	120
1	40.0	31.5	3.2	0.0	0.0	0.0	0.0	0.0	0.0	0.0
2	54.2	52.4	24.1	0.1	0.0	0.0	0.0	0.0	0.0	0.0
3	65.2	60.7	50.1	10.9	0.0	0.0	0.0	0.0	0.0	0.0
4	65.3	58.3	52.8	24.3	0.0	0.0	0.0	0.0	0.0	0.0
5	66.5	60.9	56.3	38.6	6.3	0.0	0.0	0.0	0.0	0.0
6	72.4	69.0	62.4	49.1	16.3	0.0	0.0	0.0	0.0	0.0
7	72.6	69.7	63.0	51.0	17.9	0.0	0.0	0.0	0.0	0.0
8	69.3	69.3	66.4	39.7	4.0	0.0	0.0	0.0	0.0	0.0
9	70.9	66.7	52.1	12.5	0.0	0.0	0.0	0.0	0.0	0.0
10	56.8	50.3	17.3	0.0	0.0	0.0	0.0	0.0	0.0	0.0
11	49.3	31.0	0.4	0.0	0.0	0.0	0.0	0.0	0.0	0.0
12	36.4	20.1	0.0	0.0	0.0	0.0	0.0	0.0	0.0	0.0

Attachment 3-A

Month/Hour	121	122	123	124	125	126	127	128	129	130
1	0.0	0.0	0.0	0.0	0.0	0.0	0.0	0.0	24.4	38.2
2	0.0	0.0	0.0	0.0	0.0	0.0	0.0	8.0	44.1	50.9
3	0.0	0.0	0.0	0.0	0.0	0.0	2.9	34.6	56.6	57.8
4	0.0	0.0	0.0	0.0	0.0	0.2	27.3	57.8	67.0	71.6
5	0.0	0.0	0.0	0.0	0.0	14.3	48.6	62.7	68.5	73.8
6	0.0	0.0	0.0	0.0	0.0	21.6	57.0	69.6	75.6	79.3
7	0.0	0.0	0.0	0.0	0.0	16.4	55.3	72.0	78.2	80.5
8	0.0	0.0	0.0	0.0	0.0	1.0	36.1	69.0	71.3	75.3
9	0.0	0.0	0.0	0.0	0.0	0.0	20.6	56.2	68.3	69.3
10	0.0	0.0	0.0	0.0	0.0	0.0	2.4	38.0	56.0	60.7
11	0.0	0.0	0.0	0.0	0.0	0.0	0.0	15.7	45.2	45.3
12	0.0	0.0	0.0	0.0	0.0	0.0	0.0	0.2	23.9	32.1

Attachment 3-A

Month/Hour	131	132	133	134	135	136	137	138	139	140
1	39.9	39.8	36.1	42.4	40.0	31.5	3.2	0.0	0.0	0.0
2	51.1	52.6	50.5	53.3	54.2	52.4	24.1	0.1	0.0	0.0
3	56.7	58.3	65.2	62.0	65.2	60.7	50.1	10.9	0.0	0.0
4	73.6	74.2	70.5	70.2	65.3	58.3	52.8	24.3	0.0	0.0
5	79.1	71.0	69.0	69.8	66.5	60.9	56.3	38.6	6.3	0.0
6	81.1	78.5	77.6	76.6	72.4	69.0	62.4	49.1	16.3	0.0
7	82.0	77.0	77.4	77.2	72.6	69.7	63.0	51.0	17.9	0.0
8	79.5	76.0	76.3	73.3	69.3	69.3	66.4	39.7	4.0	0.0
9	70.0	71.0	70.2	71.0	70.9	66.7	52.1	12.5	0.0	0.0
10	59.0	56.9	57.5	60.9	56.8	50.3	17.3	0.0	0.0	0.0
11	44.7	42.0	41.0	46.4	49.3	31.0	0.4	0.0	0.0	0.0
12	33.5	35.6	34.9	39.4	36.4	20.1	0.0	0.0	0.0	0.0

Attachment 3-A

Month/Hour	141	142	143	144	145	146	147	148	149	150
1	0.0	0.0	0.0	0.0	0.0	0.0	0.0	0.0	0.0	0.0
2	0.0	0.0	0.0	0.0	0.0	0.0	0.0	0.0	0.0	0.0
3	0.0	0.0	0.0	0.0	0.0	0.0	0.0	0.0	0.0	0.0
4	0.0	0.0	0.0	0.0	0.0	0.0	0.0	0.0	0.0	0.2
5	0.0	0.0	0.0	0.0	0.0	0.0	0.0	0.0	0.0	14.3
6	0.0	0.0	0.0	0.0	0.0	0.0	0.0	0.0	0.0	21.6
7	0.0	0.0	0.0	0.0	0.0	0.0	0.0	0.0	0.0	16.4
8	0.0	0.0	0.0	0.0	0.0	0.0	0.0	0.0	0.0	1.0
9	0.0	0.0	0.0	0.0	0.0	0.0	0.0	0.0	0.0	0.0
10	0.0	0.0	0.0	0.0	0.0	0.0	0.0	0.0	0.0	0.0
11	0.0	0.0	0.0	0.0	0.0	0.0	0.0	0.0	0.0	0.0
12	0.0	0.0	0.0	0.0	0.0	0.0	0.0	0.0	0.0	0.0

Attachment 3-A

Month/Hour	151	152	153	154	155	156	157	158	159	160
1	0.0	0.0	24.4	38.2	39.9	39.8	36.1	42.4	40.0	31.5
2	0.0	8.0	44.1	50.9	51.1	52.6	50.5	53.3	54.2	52.4
3	2.9	34.6	56.6	57.8	56.7	58.3	65.2	62.0	65.2	60.7
4	27.3	57.8	67.0	71.6	73.6	74.2	70.5	70.2	65.3	58.3
5	48.6	62.7	68.5	73.8	79.1	71.0	69.0	69.8	66.5	60.9
6	57.0	69.6	75.6	79.3	81.1	78.5	77.6	76.6	72.4	69.0
7	55.3	72.0	78.2	80.5	82.0	77.0	77.4	77.2	72.6	69.7
8	36.1	69.0	71.3	75.3	79.5	76.0	76.3	73.3	69.3	69.3
9	20.6	56.2	68.3	69.3	70.0	71.0	70.2	71.0	70.9	66.7
10	2.4	38.0	56.0	60.7	59.0	56.9	57.5	60.9	56.8	50.3
11	0.0	15.7	45.2	45.3	44.7	42.0	41.0	46.4	49.3	31.0
12	0.0	0.2	23.9	32.1	33.5	35.6	34.9	39.4	36.4	20.1

Attachment 3-A

Month/Hour	161	162	163	164	165	166	167	168
1	3.2	0.0	0.0	0.0	0.0	0.0	0.0	0.0
2	24.1	0.1	0.0	0.0	0.0	0.0	0.0	0.0
3	50.1	10.9	0.0	0.0	0.0	0.0	0.0	0.0
4	52.8	24.3	0.0	0.0	0.0	0.0	0.0	0.0
5	56.3	38.6	6.3	0.0	0.0	0.0	0.0	0.0
6	62.4	49.1	16.3	0.0	0.0	0.0	0.0	0.0
7	63.0	51.0	17.9	0.0	0.0	0.0	0.0	0.0
8	66.4	39.7	4.0	0.0	0.0	0.0	0.0	0.0
9	52.1	12.5	0.0	0.0	0.0	0.0	0.0	0.0
10	17.3	0.0	0.0	0.0	0.0	0.0	0.0	0.0
11	0.4	0.0	0.0	0.0	0.0	0.0	0.0	0.0
12	0.0	0.0	0.0	0.0	0.0	0.0	0.0	0.0

Attachment 3-A

Tranche: PPA_IN_Solar_5

Month/Hour	1	2	3	4	5	6	7	8	9	10
1	0.0	0.0	0.0	0.0	0.0	0.0	0.0	3.2	30.8	43.7
2	0.0	0.0	0.0	0.0	0.0	0.0	0.0	14.2	45.4	51.3
3	0.0	0.0	0.0	0.0	0.0	0.0	7.1	40.7	52.6	58.3
4	0.0	0.0	0.0	0.0	0.0	1.9	27.2	53.8	58.8	64.6
5	0.0	0.0	0.0	0.0	0.0	11.3	46.8	65.1	66.5	66.5
6	0.0	0.0	0.0	0.0	0.1	19.4	52.9	71.1	73.1	78.1
7	0.0	0.0	0.0	0.0	0.0	12.1	45.9	67.0	76.4	82.2
8	0.0	0.0	0.0	0.0	0.0	3.2	32.6	57.8	71.1	76.4
9	0.0	0.0	0.0	0.0	0.0	0.1	21.4	60.7	66.6	66.9
10	0.0	0.0	0.0	0.0	0.0	0.0	5.7	37.6	50.6	58.6
11	0.0	0.0	0.0	0.0	0.0	0.0	0.0	12.9	36.4	40.6
12	0.0	0.0	0.0	0.0	0.0	0.0	0.0	2.3	24.3	33.9

Attachment 3-A

Month/Hour	11	12	13	14	15	16	17	18	19	20
1	46.4	46.2	45.7	43.7	39.5	24.6	2.5	0.0	0.0	0.0
2	53.7	55.5	56.7	57.2	56.9	50.5	18.5	0.0	0.0	0.0
3	60.6	67.0	67.1	67.3	66.3	57.1	42.6	6.8	0.0	0.0
4	69.5	69.6	73.5	68.6	64.5	57.8	47.7	15.9	0.1	0.0
5	76.3	71.8	70.4	70.6	67.4	56.1	48.9	31.9	3.4	0.0
6	82.3	79.6	78.0	73.2	70.6	71.4	60.8	37.5	7.0	0.0
7	84.5	84.3	81.2	82.6	80.3	73.4	60.7	37.3	6.4	0.0
8	81.8	78.9	77.3	74.8	72.7	67.2	57.7	26.2	1.2	0.0
9	68.3	72.1	73.0	72.6	69.6	64.4	43.1	5.6	0.0	0.0
10	56.5	55.6	56.4	52.5	51.6	41.1	9.0	0.0	0.0	0.0
11	43.4	44.1	42.0	41.4	43.8	17.2	0.3	0.0	0.0	0.0
12	38.5	40.2	37.7	37.6	32.6	13.7	0.0	0.0	0.0	0.0

Attachment 3-A

Month/Hour	21	22	23	24	25	26	27	28	29	30
1	0.0	0.0	0.0	0.0	0.0	0.0	0.0	0.0	0.0	0.0
2	0.0	0.0	0.0	0.0	0.0	0.0	0.0	0.0	0.0	0.0
3	0.0	0.0	0.0	0.0	0.0	0.0	0.0	0.0	0.0	0.0
4	0.0	0.0	0.0	0.0	0.0	0.0	0.0	0.0	0.0	1.9
5	0.0	0.0	0.0	0.0	0.0	0.0	0.0	0.0	0.0	11.3
6	0.0	0.0	0.0	0.0	0.0	0.0	0.0	0.0	0.1	19.4
7	0.0	0.0	0.0	0.0	0.0	0.0	0.0	0.0	0.0	12.1
8	0.0	0.0	0.0	0.0	0.0	0.0	0.0	0.0	0.0	3.2
9	0.0	0.0	0.0	0.0	0.0	0.0	0.0	0.0	0.0	0.1
10	0.0	0.0	0.0	0.0	0.0	0.0	0.0	0.0	0.0	0.0
11	0.0	0.0	0.0	0.0	0.0	0.0	0.0	0.0	0.0	0.0
12	0.0	0.0	0.0	0.0	0.0	0.0	0.0	0.0	0.0	0.0

Attachment 3-A

Month/Hour	31	32	33	34	35	36	37	38	39	40
1	0.0	3.2	30.8	43.7	46.4	46.2	45.7	43.7	39.5	24.6
2	0.0	14.2	45.4	51.3	53.7	55.5	56.7	57.2	56.9	50.5
3	7.1	40.7	52.6	58.3	60.6	67.0	67.1	67.3	66.3	57.1
4	27.2	53.8	58.8	64.6	69.5	69.6	73.5	68.6	64.5	57.8
5	46.8	65.1	66.5	66.5	76.3	71.8	70.4	70.6	67.4	56.1
6	52.9	71.1	73.1	78.1	82.3	79.6	78.0	73.2	70.6	71.4
7	45.9	67.0	76.4	82.2	84.5	84.3	81.2	82.6	80.3	73.4
8	32.6	57.8	71.1	76.4	81.8	78.9	77.3	74.8	72.7	67.2
9	21.4	60.7	66.6	66.9	68.3	72.1	73.0	72.6	69.6	64.4
10	5.7	37.6	50.6	58.6	56.5	55.6	56.4	52.5	51.6	41.1
11	0.0	12.9	36.4	40.6	43.4	44.1	42.0	41.4	43.8	17.2
12	0.0	2.3	24.3	33.9	38.5	40.2	37.7	37.6	32.6	13.7

Attachment 3-A

Month/Hour	41	42	43	44	45	46	47	48	49	50
1	2.5	0.0	0.0	0.0	0.0	0.0	0.0	0.0	0.0	0.0
2	18.5	0.0	0.0	0.0	0.0	0.0	0.0	0.0	0.0	0.0
3	42.6	6.8	0.0	0.0	0.0	0.0	0.0	0.0	0.0	0.0
4	47.7	15.9	0.1	0.0	0.0	0.0	0.0	0.0	0.0	0.0
5	48.9	31.9	3.4	0.0	0.0	0.0	0.0	0.0	0.0	0.0
6	60.8	37.5	7.0	0.0	0.0	0.0	0.0	0.0	0.0	0.0
7	60.7	37.3	6.4	0.0	0.0	0.0	0.0	0.0	0.0	0.0
8	57.7	26.2	1.2	0.0	0.0	0.0	0.0	0.0	0.0	0.0
9	43.1	5.6	0.0	0.0	0.0	0.0	0.0	0.0	0.0	0.0
10	9.0	0.0	0.0	0.0	0.0	0.0	0.0	0.0	0.0	0.0
11	0.3	0.0	0.0	0.0	0.0	0.0	0.0	0.0	0.0	0.0
12	0.0	0.0	0.0	0.0	0.0	0.0	0.0	0.0	0.0	0.0

Attachment 3-A

Month/Hour	51	52	53	54	55	56	57	58	59	60
1	0.0	0.0	0.0	0.0	0.0	3.2	30.8	43.7	46.4	46.2
2	0.0	0.0	0.0	0.0	0.0	14.2	45.4	51.3	53.7	55.5
3	0.0	0.0	0.0	0.0	7.1	40.7	52.6	58.3	60.6	67.0
4	0.0	0.0	0.0	1.9	27.2	53.8	58.8	64.6	69.5	69.6
5	0.0	0.0	0.0	11.3	46.8	65.1	66.5	66.5	76.3	71.8
6	0.0	0.0	0.1	19.4	52.9	71.1	73.1	78.1	82.3	79.6
7	0.0	0.0	0.0	12.1	45.9	67.0	76.4	82.2	84.5	84.3
8	0.0	0.0	0.0	3.2	32.6	57.8	71.1	76.4	81.8	78.9
9	0.0	0.0	0.0	0.1	21.4	60.7	66.6	66.9	68.3	72.1
10	0.0	0.0	0.0	0.0	5.7	37.6	50.6	58.6	56.5	55.6
11	0.0	0.0	0.0	0.0	0.0	12.9	36.4	40.6	43.4	44.1
12	0.0	0.0	0.0	0.0	0.0	2.3	24.3	33.9	38.5	40.2

Attachment 3-A

Month/Hour	61	62	63	64	65	66	67	68	69	70
1	45.7	43.7	39.5	24.6	2.5	0.0	0.0	0.0	0.0	0.0
2	56.7	57.2	56.9	50.5	18.5	0.0	0.0	0.0	0.0	0.0
3	67.1	67.3	66.3	57.1	42.6	6.8	0.0	0.0	0.0	0.0
4	73.5	68.6	64.5	57.8	47.7	15.9	0.1	0.0	0.0	0.0
5	70.4	70.6	67.4	56.1	48.9	31.9	3.4	0.0	0.0	0.0
6	78.0	73.2	70.6	71.4	60.8	37.5	7.0	0.0	0.0	0.0
7	81.2	82.6	80.3	73.4	60.7	37.3	6.4	0.0	0.0	0.0
8	77.3	74.8	72.7	67.2	57.7	26.2	1.2	0.0	0.0	0.0
9	73.0	72.6	69.6	64.4	43.1	5.6	0.0	0.0	0.0	0.0
10	56.4	52.5	51.6	41.1	9.0	0.0	0.0	0.0	0.0	0.0
11	42.0	41.4	43.8	17.2	0.3	0.0	0.0	0.0	0.0	0.0
12	37.7	37.6	32.6	13.7	0.0	0.0	0.0	0.0	0.0	0.0

Attachment 3-A

Month/Hour	71	72	73	74	75	76	77	78	79	80
1	0.0	0.0	0.0	0.0	0.0	0.0	0.0	0.0	0.0	3.2
2	0.0	0.0	0.0	0.0	0.0	0.0	0.0	0.0	0.0	14.2
3	0.0	0.0	0.0	0.0	0.0	0.0	0.0	0.0	7.1	40.7
4	0.0	0.0	0.0	0.0	0.0	0.0	0.0	1.9	27.2	53.8
5	0.0	0.0	0.0	0.0	0.0	0.0	0.0	11.3	46.8	65.1
6	0.0	0.0	0.0	0.0	0.0	0.0	0.1	19.4	52.9	71.1
7	0.0	0.0	0.0	0.0	0.0	0.0	0.0	12.1	45.9	67.0
8	0.0	0.0	0.0	0.0	0.0	0.0	0.0	3.2	32.6	57.8
9	0.0	0.0	0.0	0.0	0.0	0.0	0.0	0.1	21.4	60.7
10	0.0	0.0	0.0	0.0	0.0	0.0	0.0	0.0	5.7	37.6
11	0.0	0.0	0.0	0.0	0.0	0.0	0.0	0.0	0.0	12.9
12	0.0	0.0	0.0	0.0	0.0	0.0	0.0	0.0	0.0	2.3

Attachment 3-A

Month/Hour	81	82	83	84	85	86	87	88	89	90
1	30.8	43.7	46.4	46.2	45.7	43.7	39.5	24.6	2.5	0.0
2	45.4	51.3	53.7	55.5	56.7	57.2	56.9	50.5	18.5	0.0
3	52.6	58.3	60.6	67.0	67.1	67.3	66.3	57.1	42.6	6.8
4	58.8	64.6	69.5	69.6	73.5	68.6	64.5	57.8	47.7	15.9
5	66.5	66.5	76.3	71.8	70.4	70.6	67.4	56.1	48.9	31.9
6	73.1	78.1	82.3	79.6	78.0	73.2	70.6	71.4	60.8	37.5
7	76.4	82.2	84.5	84.3	81.2	82.6	80.3	73.4	60.7	37.3
8	71.1	76.4	81.8	78.9	77.3	74.8	72.7	67.2	57.7	26.2
9	66.6	66.9	68.3	72.1	73.0	72.6	69.6	64.4	43.1	5.6
10	50.6	58.6	56.5	55.6	56.4	52.5	51.6	41.1	9.0	0.0
11	36.4	40.6	43.4	44.1	42.0	41.4	43.8	17.2	0.3	0.0
12	24.3	33.9	38.5	40.2	37.7	37.6	32.6	13.7	0.0	0.0

Attachment 3-A

Month/Hour	91	92	93	94	95	96	97	98	99	100
1	0.0	0.0	0.0	0.0	0.0	0.0	0.0	0.0	0.0	0.0
2	0.0	0.0	0.0	0.0	0.0	0.0	0.0	0.0	0.0	0.0
3	0.0	0.0	0.0	0.0	0.0	0.0	0.0	0.0	0.0	0.0
4	0.1	0.0	0.0	0.0	0.0	0.0	0.0	0.0	0.0	0.0
5	3.4	0.0	0.0	0.0	0.0	0.0	0.0	0.0	0.0	0.0
6	7.0	0.0	0.0	0.0	0.0	0.0	0.0	0.0	0.0	0.0
7	6.4	0.0	0.0	0.0	0.0	0.0	0.0	0.0	0.0	0.0
8	1.2	0.0	0.0	0.0	0.0	0.0	0.0	0.0	0.0	0.0
9	0.0	0.0	0.0	0.0	0.0	0.0	0.0	0.0	0.0	0.0
10	0.0	0.0	0.0	0.0	0.0	0.0	0.0	0.0	0.0	0.0
11	0.0	0.0	0.0	0.0	0.0	0.0	0.0	0.0	0.0	0.0
12	0.0	0.0	0.0	0.0	0.0	0.0	0.0	0.0	0.0	0.0

Attachment 3-A

Month/Hour	101	102	103	104	105	106	107	108	109	110
1	0.0	0.0	0.0	3.2	30.8	43.7	46.4	46.2	45.7	43.7
2	0.0	0.0	0.0	14.2	45.4	51.3	53.7	55.5	56.7	57.2
3	0.0	0.0	7.1	40.7	52.6	58.3	60.6	67.0	67.1	67.3
4	0.0	1.9	27.2	53.8	58.8	64.6	69.5	69.6	73.5	68.6
5	0.0	11.3	46.8	65.1	66.5	66.5	76.3	71.8	70.4	70.6
6	0.1	19.4	52.9	71.1	73.1	78.1	82.3	79.6	78.0	73.2
7	0.0	12.1	45.9	67.0	76.4	82.2	84.5	84.3	81.2	82.6
8	0.0	3.2	32.6	57.8	71.1	76.4	81.8	78.9	77.3	74.8
9	0.0	0.1	21.4	60.7	66.6	66.9	68.3	72.1	73.0	72.6
10	0.0	0.0	5.7	37.6	50.6	58.6	56.5	55.6	56.4	52.5
11	0.0	0.0	0.0	12.9	36.4	40.6	43.4	44.1	42.0	41.4
12	0.0	0.0	0.0	2.3	24.3	33.9	38.5	40.2	37.7	37.6

Attachment 3-A

Month/Hour	111	112	113	114	115	116	117	118	119	120
1	39.5	24.6	2.5	0.0	0.0	0.0	0.0	0.0	0.0	0.0
2	56.9	50.5	18.5	0.0	0.0	0.0	0.0	0.0	0.0	0.0
3	66.3	57.1	42.6	6.8	0.0	0.0	0.0	0.0	0.0	0.0
4	64.5	57.8	47.7	15.9	0.1	0.0	0.0	0.0	0.0	0.0
5	67.4	56.1	48.9	31.9	3.4	0.0	0.0	0.0	0.0	0.0
6	70.6	71.4	60.8	37.5	7.0	0.0	0.0	0.0	0.0	0.0
7	80.3	73.4	60.7	37.3	6.4	0.0	0.0	0.0	0.0	0.0
8	72.7	67.2	57.7	26.2	1.2	0.0	0.0	0.0	0.0	0.0
9	69.6	64.4	43.1	5.6	0.0	0.0	0.0	0.0	0.0	0.0
10	51.6	41.1	9.0	0.0	0.0	0.0	0.0	0.0	0.0	0.0
11	43.8	17.2	0.3	0.0	0.0	0.0	0.0	0.0	0.0	0.0
12	32.6	13.7	0.0	0.0	0.0	0.0	0.0	0.0	0.0	0.0

Attachment 3-A

Month/Hour	121	122	123	124	125	126	127	128	129	130
1	0.0	0.0	0.0	0.0	0.0	0.0	0.0	3.2	30.8	43.7
2	0.0	0.0	0.0	0.0	0.0	0.0	0.0	14.2	45.4	51.3
3	0.0	0.0	0.0	0.0	0.0	0.0	7.1	40.7	52.6	58.3
4	0.0	0.0	0.0	0.0	0.0	1.9	27.2	53.8	58.8	64.6
5	0.0	0.0	0.0	0.0	0.0	11.3	46.8	65.1	66.5	66.5
6	0.0	0.0	0.0	0.0	0.1	19.4	52.9	71.1	73.1	78.1
7	0.0	0.0	0.0	0.0	0.0	12.1	45.9	67.0	76.4	82.2
8	0.0	0.0	0.0	0.0	0.0	3.2	32.6	57.8	71.1	76.4
9	0.0	0.0	0.0	0.0	0.0	0.1	21.4	60.7	66.6	66.9
10	0.0	0.0	0.0	0.0	0.0	0.0	5.7	37.6	50.6	58.6
11	0.0	0.0	0.0	0.0	0.0	0.0	0.0	12.9	36.4	40.6
12	0.0	0.0	0.0	0.0	0.0	0.0	0.0	2.3	24.3	33.9

Attachment 3-A

Month/Hour	131	132	133	134	135	136	137	138	139	140
1	46.4	46.2	45.7	43.7	39.5	24.6	2.5	0.0	0.0	0.0
2	53.7	55.5	56.7	57.2	56.9	50.5	18.5	0.0	0.0	0.0
3	60.6	67.0	67.1	67.3	66.3	57.1	42.6	6.8	0.0	0.0
4	69.5	69.6	73.5	68.6	64.5	57.8	47.7	15.9	0.1	0.0
5	76.3	71.8	70.4	70.6	67.4	56.1	48.9	31.9	3.4	0.0
6	82.3	79.6	78.0	73.2	70.6	71.4	60.8	37.5	7.0	0.0
7	84.5	84.3	81.2	82.6	80.3	73.4	60.7	37.3	6.4	0.0
8	81.8	78.9	77.3	74.8	72.7	67.2	57.7	26.2	1.2	0.0
9	68.3	72.1	73.0	72.6	69.6	64.4	43.1	5.6	0.0	0.0
10	56.5	55.6	56.4	52.5	51.6	41.1	9.0	0.0	0.0	0.0
11	43.4	44.1	42.0	41.4	43.8	17.2	0.3	0.0	0.0	0.0
12	38.5	40.2	37.7	37.6	32.6	13.7	0.0	0.0	0.0	0.0

Attachment 3-A

Month/Hour	141	142	143	144	145	146	147	148	149	150
1	0.0	0.0	0.0	0.0	0.0	0.0	0.0	0.0	0.0	0.0
2	0.0	0.0	0.0	0.0	0.0	0.0	0.0	0.0	0.0	0.0
3	0.0	0.0	0.0	0.0	0.0	0.0	0.0	0.0	0.0	0.0
4	0.0	0.0	0.0	0.0	0.0	0.0	0.0	0.0	0.0	1.9
5	0.0	0.0	0.0	0.0	0.0	0.0	0.0	0.0	0.0	11.3
6	0.0	0.0	0.0	0.0	0.0	0.0	0.0	0.0	0.1	19.4
7	0.0	0.0	0.0	0.0	0.0	0.0	0.0	0.0	0.0	12.1
8	0.0	0.0	0.0	0.0	0.0	0.0	0.0	0.0	0.0	3.2
9	0.0	0.0	0.0	0.0	0.0	0.0	0.0	0.0	0.0	0.1
10	0.0	0.0	0.0	0.0	0.0	0.0	0.0	0.0	0.0	0.0
11	0.0	0.0	0.0	0.0	0.0	0.0	0.0	0.0	0.0	0.0
12	0.0	0.0	0.0	0.0	0.0	0.0	0.0	0.0	0.0	0.0

Attachment 3-A

Month/Hour	151	152	153	154	155	156	157	158	159	160
1	0.0	3.2	30.8	43.7	46.4	46.2	45.7	43.7	39.5	24.6
2	0.0	14.2	45.4	51.3	53.7	55.5	56.7	57.2	56.9	50.5
3	7.1	40.7	52.6	58.3	60.6	67.0	67.1	67.3	66.3	57.1
4	27.2	53.8	58.8	64.6	69.5	69.6	73.5	68.6	64.5	57.8
5	46.8	65.1	66.5	66.5	76.3	71.8	70.4	70.6	67.4	56.1
6	52.9	71.1	73.1	78.1	82.3	79.6	78.0	73.2	70.6	71.4
7	45.9	67.0	76.4	82.2	84.5	84.3	81.2	82.6	80.3	73.4
8	32.6	57.8	71.1	76.4	81.8	78.9	77.3	74.8	72.7	67.2
9	21.4	60.7	66.6	66.9	68.3	72.1	73.0	72.6	69.6	64.4
10	5.7	37.6	50.6	58.6	56.5	55.6	56.4	52.5	51.6	41.1
11	0.0	12.9	36.4	40.6	43.4	44.1	42.0	41.4	43.8	17.2
12	0.0	2.3	24.3	33.9	38.5	40.2	37.7	37.6	32.6	13.7

Attachment 3-A

Month/Hour	161	162	163	164	165	166	167	168
1	2.5	0.0	0.0	0.0	0.0	0.0	0.0	0.0
2	18.5	0.0	0.0	0.0	0.0	0.0	0.0	0.0
3	42.6	6.8	0.0	0.0	0.0	0.0	0.0	0.0
4	47.7	15.9	0.1	0.0	0.0	0.0	0.0	0.0
5	48.9	31.9	3.4	0.0	0.0	0.0	0.0	0.0
6	60.8	37.5	7.0	0.0	0.0	0.0	0.0	0.0
7	60.7	37.3	6.4	0.0	0.0	0.0	0.0	0.0
8	57.7	26.2	1.2	0.0	0.0	0.0	0.0	0.0
9	43.1	5.6	0.0	0.0	0.0	0.0	0.0	0.0
10	9.0	0.0	0.0	0.0	0.0	0.0	0.0	0.0
11	0.3	0.0	0.0	0.0	0.0	0.0	0.0	0.0
12	0.0	0.0	0.0	0.0	0.0	0.0	0.0	0.0

Attachment 3-A

Tranche: Sale_IN_Solar_1

Month/Hour	1	2	3	4	5	6	7	8	9	10
1	0.0	0.0	0.0	0.0	0.0	0.0	0.0	0.0	5.4	30.9
2	0.0	0.0	0.0	0.0	0.0	0.0	0.0	0.3	21.1	51.3
3	0.0	0.0	0.0	0.0	0.0	0.0	0.0	12.4	47.2	56.8
4	0.0	0.0	0.0	0.0	0.0	0.0	7.0	42.1	60.9	66.1
5	0.0	0.0	0.0	0.0	0.0	0.8	23.3	55.2	64.1	69.4
6	0.0	0.0	0.0	0.0	0.0	2.4	29.2	58.1	70.1	77.0
7	0.0	0.0	0.0	0.0	0.0	0.6	23.1	58.4	70.3	77.7
8	0.0	0.0	0.0	0.0	0.0	0.0	9.8	47.8	67.6	75.8
9	0.0	0.0	0.0	0.0	0.0	0.0	1.5	32.2	64.8	71.5
10	0.0	0.0	0.0	0.0	0.0	0.0	0.0	11.4	48.2	58.7
11	0.0	0.0	0.0	0.0	0.0	0.0	0.0	0.7	22.3	46.2
12	0.0	0.0	0.0	0.0	0.0	0.0	0.0	0.0	4.9	25.9

Attachment 3-A

Month/Hour	11	12	13	14	15	16	17	18	19	20
1	39.4	40.8	40.6	39.2	38.1	38.8	29.0	3.8	0.0	0.0
2	56.3	58.2	57.4	54.6	52.4	52.7	49.8	21.3	0.3	0.0
3	63.7	69.2	71.5	68.9	64.8	61.6	54.6	41.2	7.9	0.0
4	70.6	74.6	75.3	73.0	70.5	66.1	59.4	51.5	22.0	0.7
5	74.0	78.4	78.6	76.3	73.3	69.4	62.4	52.7	34.2	6.4
6	81.0	83.6	84.4	83.5	83.0	79.4	73.2	62.3	47.7	14.6
7	81.9	85.4	86.3	85.7	84.7	80.9	74.6	65.2	48.6	13.4
8	80.7	83.5	84.1	82.7	80.6	77.2	71.5	61.4	32.6	3.2
9	76.5	79.4	79.4	78.1	75.9	73.7	67.9	48.5	9.3	0.0
10	62.8	63.2	61.6	59.4	58.0	56.3	47.2	13.5	0.0	0.0
11	48.5	49.0	47.2	45.6	45.6	45.5	24.5	0.9	0.0	0.0
12	32.1	33.7	33.4	32.4	32.5	32.1	14.9	0.0	0.0	0.0

Attachment 3-A

Month/Hour	21	22	23	24	25	26	27	28	29	30
1	0.0	0.0	0.0	0.0	0.0	0.0	0.0	0.0	0.0	0.0
2	0.0	0.0	0.0	0.0	0.0	0.0	0.0	0.0	0.0	0.0
3	0.0	0.0	0.0	0.0	0.0	0.0	0.0	0.0	0.0	0.0
4	0.0	0.0	0.0	0.0	0.0	0.0	0.0	0.0	0.0	0.0
5	0.0	0.0	0.0	0.0	0.0	0.0	0.0	0.0	0.0	0.8
6	0.0	0.0	0.0	0.0	0.0	0.0	0.0	0.0	0.0	2.4
7	0.0	0.0	0.0	0.0	0.0	0.0	0.0	0.0	0.0	0.6
8	0.0	0.0	0.0	0.0	0.0	0.0	0.0	0.0	0.0	0.0
9	0.0	0.0	0.0	0.0	0.0	0.0	0.0	0.0	0.0	0.0
10	0.0	0.0	0.0	0.0	0.0	0.0	0.0	0.0	0.0	0.0
11	0.0	0.0	0.0	0.0	0.0	0.0	0.0	0.0	0.0	0.0
12	0.0	0.0	0.0	0.0	0.0	0.0	0.0	0.0	0.0	0.0

Attachment 3-A

Month/Hour	31	32	33	34	35	36	37	38	39	40
1	0.0	0.0	5.4	30.9	39.4	40.8	40.6	39.2	38.1	38.8
2	0.0	0.3	21.1	51.3	56.3	58.2	57.4	54.6	52.4	52.7
3	0.0	12.4	47.2	56.8	63.7	69.2	71.5	68.9	64.8	61.6
4	7.0	42.1	60.9	66.1	70.6	74.6	75.3	73.0	70.5	66.1
5	23.3	55.2	64.1	69.4	74.0	78.4	78.6	76.3	73.3	69.4
6	29.2	58.1	70.1	77.0	81.0	83.6	84.4	83.5	83.0	79.4
7	23.1	58.4	70.3	77.7	81.9	85.4	86.3	85.7	84.7	80.9
8	9.8	47.8	67.6	75.8	80.7	83.5	84.1	82.7	80.6	77.2
9	1.5	32.2	64.8	71.5	76.5	79.4	79.4	78.1	75.9	73.7
10	0.0	11.4	48.2	58.7	62.8	63.2	61.6	59.4	58.0	56.3
11	0.0	0.7	22.3	46.2	48.5	49.0	47.2	45.6	45.6	45.5
12	0.0	0.0	4.9	25.9	32.1	33.7	33.4	32.4	32.5	32.1

Attachment 3-A

Month/Hour	41	42	43	44	45	46	47	48	49	50
1	29.0	3.8	0.0	0.0	0.0	0.0	0.0	0.0	0.0	0.0
2	49.8	21.3	0.3	0.0	0.0	0.0	0.0	0.0	0.0	0.0
3	54.6	41.2	7.9	0.0	0.0	0.0	0.0	0.0	0.0	0.0
4	59.4	51.5	22.0	0.7	0.0	0.0	0.0	0.0	0.0	0.0
5	62.4	52.7	34.2	6.4	0.0	0.0	0.0	0.0	0.0	0.0
6	73.2	62.3	47.7	14.6	0.0	0.0	0.0	0.0	0.0	0.0
7	74.6	65.2	48.6	13.4	0.0	0.0	0.0	0.0	0.0	0.0
8	71.5	61.4	32.6	3.2	0.0	0.0	0.0	0.0	0.0	0.0
9	67.9	48.5	9.3	0.0	0.0	0.0	0.0	0.0	0.0	0.0
10	47.2	13.5	0.0	0.0	0.0	0.0	0.0	0.0	0.0	0.0
11	24.5	0.9	0.0	0.0	0.0	0.0	0.0	0.0	0.0	0.0
12	14.9	0.0	0.0	0.0	0.0	0.0	0.0	0.0	0.0	0.0

Attachment 3-A

Month/Hour	51	52	53	54	55	56	57	58	59	60
1	0.0	0.0	0.0	0.0	0.0	0.0	5.4	30.9	39.4	40.8
2	0.0	0.0	0.0	0.0	0.0	0.3	21.1	51.3	56.3	58.2
3	0.0	0.0	0.0	0.0	0.0	12.4	47.2	56.8	63.7	69.2
4	0.0	0.0	0.0	0.0	7.0	42.1	60.9	66.1	70.6	74.6
5	0.0	0.0	0.0	0.8	23.3	55.2	64.1	69.4	74.0	78.4
6	0.0	0.0	0.0	2.4	29.2	58.1	70.1	77.0	81.0	83.6
7	0.0	0.0	0.0	0.6	23.1	58.4	70.3	77.7	81.9	85.4
8	0.0	0.0	0.0	0.0	9.8	47.8	67.6	75.8	80.7	83.5
9	0.0	0.0	0.0	0.0	1.5	32.2	64.8	71.5	76.5	79.4
10	0.0	0.0	0.0	0.0	0.0	11.4	48.2	58.7	62.8	63.2
11	0.0	0.0	0.0	0.0	0.0	0.7	22.3	46.2	48.5	49.0
12	0.0	0.0	0.0	0.0	0.0	0.0	4.9	25.9	32.1	33.7

Attachment 3-A

Month/Hour	61	62	63	64	65	66	67	68	69	70
1	40.6	39.2	38.1	38.8	29.0	3.8	0.0	0.0	0.0	0.0
2	57.4	54.6	52.4	52.7	49.8	21.3	0.3	0.0	0.0	0.0
3	71.5	68.9	64.8	61.6	54.6	41.2	7.9	0.0	0.0	0.0
4	75.3	73.0	70.5	66.1	59.4	51.5	22.0	0.7	0.0	0.0
5	78.6	76.3	73.3	69.4	62.4	52.7	34.2	6.4	0.0	0.0
6	84.4	83.5	83.0	79.4	73.2	62.3	47.7	14.6	0.0	0.0
7	86.3	85.7	84.7	80.9	74.6	65.2	48.6	13.4	0.0	0.0
8	84.1	82.7	80.6	77.2	71.5	61.4	32.6	3.2	0.0	0.0
9	79.4	78.1	75.9	73.7	67.9	48.5	9.3	0.0	0.0	0.0
10	61.6	59.4	58.0	56.3	47.2	13.5	0.0	0.0	0.0	0.0
11	47.2	45.6	45.6	45.5	24.5	0.9	0.0	0.0	0.0	0.0
12	33.4	32.4	32.5	32.1	14.9	0.0	0.0	0.0	0.0	0.0

Attachment 3-A

Month/Hour	71	72	73	74	75	76	77	78	79	80
1	0.0	0.0	0.0	0.0	0.0	0.0	0.0	0.0	0.0	0.0
2	0.0	0.0	0.0	0.0	0.0	0.0	0.0	0.0	0.0	0.3
3	0.0	0.0	0.0	0.0	0.0	0.0	0.0	0.0	0.0	12.4
4	0.0	0.0	0.0	0.0	0.0	0.0	0.0	0.0	7.0	42.1
5	0.0	0.0	0.0	0.0	0.0	0.0	0.0	0.8	23.3	55.2
6	0.0	0.0	0.0	0.0	0.0	0.0	0.0	2.4	29.2	58.1
7	0.0	0.0	0.0	0.0	0.0	0.0	0.0	0.6	23.1	58.4
8	0.0	0.0	0.0	0.0	0.0	0.0	0.0	0.0	9.8	47.8
9	0.0	0.0	0.0	0.0	0.0	0.0	0.0	0.0	1.5	32.2
10	0.0	0.0	0.0	0.0	0.0	0.0	0.0	0.0	0.0	11.4
11	0.0	0.0	0.0	0.0	0.0	0.0	0.0	0.0	0.0	0.7
12	0.0	0.0	0.0	0.0	0.0	0.0	0.0	0.0	0.0	0.0

Attachment 3-A

Month/Hour	81	82	83	84	85	86	87	88	89	90
1	5.4	30.9	39.4	40.8	40.6	39.2	38.1	38.8	29.0	3.8
2	21.1	51.3	56.3	58.2	57.4	54.6	52.4	52.7	49.8	21.3
3	47.2	56.8	63.7	69.2	71.5	68.9	64.8	61.6	54.6	41.2
4	60.9	66.1	70.6	74.6	75.3	73.0	70.5	66.1	59.4	51.5
5	64.1	69.4	74.0	78.4	78.6	76.3	73.3	69.4	62.4	52.7
6	70.1	77.0	81.0	83.6	84.4	83.5	83.0	79.4	73.2	62.3
7	70.3	77.7	81.9	85.4	86.3	85.7	84.7	80.9	74.6	65.2
8	67.6	75.8	80.7	83.5	84.1	82.7	80.6	77.2	71.5	61.4
9	64.8	71.5	76.5	79.4	79.4	78.1	75.9	73.7	67.9	48.5
10	48.2	58.7	62.8	63.2	61.6	59.4	58.0	56.3	47.2	13.5
11	22.3	46.2	48.5	49.0	47.2	45.6	45.6	45.5	24.5	0.9
12	4.9	25.9	32.1	33.7	33.4	32.4	32.5	32.1	14.9	0.0

Attachment 3-A

Month/Hour	91	92	93	94	95	96	97	98	99	100
1	0.0	0.0	0.0	0.0	0.0	0.0	0.0	0.0	0.0	0.0
2	0.3	0.0	0.0	0.0	0.0	0.0	0.0	0.0	0.0	0.0
3	7.9	0.0	0.0	0.0	0.0	0.0	0.0	0.0	0.0	0.0
4	22.0	0.7	0.0	0.0	0.0	0.0	0.0	0.0	0.0	0.0
5	34.2	6.4	0.0	0.0	0.0	0.0	0.0	0.0	0.0	0.0
6	47.7	14.6	0.0	0.0	0.0	0.0	0.0	0.0	0.0	0.0
7	48.6	13.4	0.0	0.0	0.0	0.0	0.0	0.0	0.0	0.0
8	32.6	3.2	0.0	0.0	0.0	0.0	0.0	0.0	0.0	0.0
9	9.3	0.0	0.0	0.0	0.0	0.0	0.0	0.0	0.0	0.0
10	0.0	0.0	0.0	0.0	0.0	0.0	0.0	0.0	0.0	0.0
11	0.0	0.0	0.0	0.0	0.0	0.0	0.0	0.0	0.0	0.0
12	0.0	0.0	0.0	0.0	0.0	0.0	0.0	0.0	0.0	0.0

Attachment 3-A

Month/Hour	101	102	103	104	105	106	107	108	109	110
1	0.0	0.0	0.0	0.0	5.4	30.9	39.4	40.8	40.6	39.2
2	0.0	0.0	0.0	0.3	21.1	51.3	56.3	58.2	57.4	54.6
3	0.0	0.0	0.0	12.4	47.2	56.8	63.7	69.2	71.5	68.9
4	0.0	0.0	7.0	42.1	60.9	66.1	70.6	74.6	75.3	73.0
5	0.0	0.8	23.3	55.2	64.1	69.4	74.0	78.4	78.6	76.3
6	0.0	2.4	29.2	58.1	70.1	77.0	81.0	83.6	84.4	83.5
7	0.0	0.6	23.1	58.4	70.3	77.7	81.9	85.4	86.3	85.7
8	0.0	0.0	9.8	47.8	67.6	75.8	80.7	83.5	84.1	82.7
9	0.0	0.0	1.5	32.2	64.8	71.5	76.5	79.4	79.4	78.1
10	0.0	0.0	0.0	11.4	48.2	58.7	62.8	63.2	61.6	59.4
11	0.0	0.0	0.0	0.7	22.3	46.2	48.5	49.0	47.2	45.6
12	0.0	0.0	0.0	0.0	4.9	25.9	32.1	33.7	33.4	32.4

Attachment 3-A

Month/Hour	111	112	113	114	115	116	117	118	119	120
1	38.1	38.8	29.0	3.8	0.0	0.0	0.0	0.0	0.0	0.0
2	52.4	52.7	49.8	21.3	0.3	0.0	0.0	0.0	0.0	0.0
3	64.8	61.6	54.6	41.2	7.9	0.0	0.0	0.0	0.0	0.0
4	70.5	66.1	59.4	51.5	22.0	0.7	0.0	0.0	0.0	0.0
5	73.3	69.4	62.4	52.7	34.2	6.4	0.0	0.0	0.0	0.0
6	83.0	79.4	73.2	62.3	47.7	14.6	0.0	0.0	0.0	0.0
7	84.7	80.9	74.6	65.2	48.6	13.4	0.0	0.0	0.0	0.0
8	80.6	77.2	71.5	61.4	32.6	3.2	0.0	0.0	0.0	0.0
9	75.9	73.7	67.9	48.5	9.3	0.0	0.0	0.0	0.0	0.0
10	58.0	56.3	47.2	13.5	0.0	0.0	0.0	0.0	0.0	0.0
11	45.6	45.5	24.5	0.9	0.0	0.0	0.0	0.0	0.0	0.0
12	32.5	32.1	14.9	0.0	0.0	0.0	0.0	0.0	0.0	0.0

Attachment 3-A

Month/Hour	121	122	123	124	125	126	127	128	129	130
1	0.0	0.0	0.0	0.0	0.0	0.0	0.0	0.0	5.4	30.9
2	0.0	0.0	0.0	0.0	0.0	0.0	0.0	0.3	21.1	51.3
3	0.0	0.0	0.0	0.0	0.0	0.0	0.0	12.4	47.2	56.8
4	0.0	0.0	0.0	0.0	0.0	0.0	7.0	42.1	60.9	66.1
5	0.0	0.0	0.0	0.0	0.0	0.8	23.3	55.2	64.1	69.4
6	0.0	0.0	0.0	0.0	0.0	2.4	29.2	58.1	70.1	77.0
7	0.0	0.0	0.0	0.0	0.0	0.6	23.1	58.4	70.3	77.7
8	0.0	0.0	0.0	0.0	0.0	0.0	9.8	47.8	67.6	75.8
9	0.0	0.0	0.0	0.0	0.0	0.0	1.5	32.2	64.8	71.5
10	0.0	0.0	0.0	0.0	0.0	0.0	0.0	11.4	48.2	58.7
11	0.0	0.0	0.0	0.0	0.0	0.0	0.0	0.7	22.3	46.2
12	0.0	0.0	0.0	0.0	0.0	0.0	0.0	0.0	4.9	25.9

Attachment 3-A

Month/Hour	131	132	133	134	135	136	137	138	139	140
1	39.4	40.8	40.6	39.2	38.1	38.8	29.0	3.8	0.0	0.0
2	56.3	58.2	57.4	54.6	52.4	52.7	49.8	21.3	0.3	0.0
3	63.7	69.2	71.5	68.9	64.8	61.6	54.6	41.2	7.9	0.0
4	70.6	74.6	75.3	73.0	70.5	66.1	59.4	51.5	22.0	0.7
5	74.0	78.4	78.6	76.3	73.3	69.4	62.4	52.7	34.2	6.4
6	81.0	83.6	84.4	83.5	83.0	79.4	73.2	62.3	47.7	14.6
7	81.9	85.4	86.3	85.7	84.7	80.9	74.6	65.2	48.6	13.4
8	80.7	83.5	84.1	82.7	80.6	77.2	71.5	61.4	32.6	3.2
9	76.5	79.4	79.4	78.1	75.9	73.7	67.9	48.5	9.3	0.0
10	62.8	63.2	61.6	59.4	58.0	56.3	47.2	13.5	0.0	0.0
11	48.5	49.0	47.2	45.6	45.6	45.5	24.5	0.9	0.0	0.0
12	32.1	33.7	33.4	32.4	32.5	32.1	14.9	0.0	0.0	0.0

Attachment 3-A

Month/Hour	141	142	143	144	145	146	147	148	149	150
1	0.0	0.0	0.0	0.0	0.0	0.0	0.0	0.0	0.0	0.0
2	0.0	0.0	0.0	0.0	0.0	0.0	0.0	0.0	0.0	0.0
3	0.0	0.0	0.0	0.0	0.0	0.0	0.0	0.0	0.0	0.0
4	0.0	0.0	0.0	0.0	0.0	0.0	0.0	0.0	0.0	0.0
5	0.0	0.0	0.0	0.0	0.0	0.0	0.0	0.0	0.0	0.8
6	0.0	0.0	0.0	0.0	0.0	0.0	0.0	0.0	0.0	2.4
7	0.0	0.0	0.0	0.0	0.0	0.0	0.0	0.0	0.0	0.6
8	0.0	0.0	0.0	0.0	0.0	0.0	0.0	0.0	0.0	0.0
9	0.0	0.0	0.0	0.0	0.0	0.0	0.0	0.0	0.0	0.0
10	0.0	0.0	0.0	0.0	0.0	0.0	0.0	0.0	0.0	0.0
11	0.0	0.0	0.0	0.0	0.0	0.0	0.0	0.0	0.0	0.0
12	0.0	0.0	0.0	0.0	0.0	0.0	0.0	0.0	0.0	0.0

Attachment 3-A

Month/Hour	151	152	153	154	155	156	157	158	159	160
1	0.0	0.0	5.4	30.9	39.4	40.8	40.6	39.2	38.1	38.8
2	0.0	0.3	21.1	51.3	56.3	58.2	57.4	54.6	52.4	52.7
3	0.0	12.4	47.2	56.8	63.7	69.2	71.5	68.9	64.8	61.6
4	7.0	42.1	60.9	66.1	70.6	74.6	75.3	73.0	70.5	66.1
5	23.3	55.2	64.1	69.4	74.0	78.4	78.6	76.3	73.3	69.4
6	29.2	58.1	70.1	77.0	81.0	83.6	84.4	83.5	83.0	79.4
7	23.1	58.4	70.3	77.7	81.9	85.4	86.3	85.7	84.7	80.9
8	9.8	47.8	67.6	75.8	80.7	83.5	84.1	82.7	80.6	77.2
9	1.5	32.2	64.8	71.5	76.5	79.4	79.4	78.1	75.9	73.7
10	0.0	11.4	48.2	58.7	62.8	63.2	61.6	59.4	58.0	56.3
11	0.0	0.7	22.3	46.2	48.5	49.0	47.2	45.6	45.6	45.5
12	0.0	0.0	4.9	25.9	32.1	33.7	33.4	32.4	32.5	32.1

Attachment 3-A

Month/Hour	161	162	163	164	165	166	167	168
1	29.0	3.8	0.0	0.0	0.0	0.0	0.0	0.0
2	49.8	21.3	0.3	0.0	0.0	0.0	0.0	0.0
3	54.6	41.2	7.9	0.0	0.0	0.0	0.0	0.0
4	59.4	51.5	22.0	0.7	0.0	0.0	0.0	0.0
5	62.4	52.7	34.2	6.4	0.0	0.0	0.0	0.0
6	73.2	62.3	47.7	14.6	0.0	0.0	0.0	0.0
7	74.6	65.2	48.6	13.4	0.0	0.0	0.0	0.0
8	71.5	61.4	32.6	3.2	0.0	0.0	0.0	0.0
9	67.9	48.5	9.3	0.0	0.0	0.0	0.0	0.0
10	47.2	13.5	0.0	0.0	0.0	0.0	0.0	0.0
11	24.5	0.9	0.0	0.0	0.0	0.0	0.0	0.0
12	14.9	0.0	0.0	0.0	0.0	0.0	0.0	0.0

Attachment 3-A

Tranche: Sale_IN_Solar_2

Month/Hour	1	2	3	4	5	6	7	8	9	10
1	0.0	0.0	0.0	0.0	0.0	0.0	0.0	0.0	5.4	30.9
2	0.0	0.0	0.0	0.0	0.0	0.0	0.0	0.3	21.1	51.3
3	0.0	0.0	0.0	0.0	0.0	0.0	0.0	12.4	47.2	56.8
4	0.0	0.0	0.0	0.0	0.0	0.0	7.0	42.1	60.9	66.1
5	0.0	0.0	0.0	0.0	0.0	0.8	23.3	55.2	64.1	69.4
6	0.0	0.0	0.0	0.0	0.0	2.4	29.2	58.1	70.1	77.0
7	0.0	0.0	0.0	0.0	0.0	0.6	23.1	58.4	70.3	77.7
8	0.0	0.0	0.0	0.0	0.0	0.0	9.8	47.8	67.6	75.8
9	0.0	0.0	0.0	0.0	0.0	0.0	1.5	32.2	64.8	71.5
10	0.0	0.0	0.0	0.0	0.0	0.0	0.0	11.4	48.2	58.7
11	0.0	0.0	0.0	0.0	0.0	0.0	0.0	0.7	22.3	46.2
12	0.0	0.0	0.0	0.0	0.0	0.0	0.0	0.0	4.9	25.9

Attachment 3-A

Month/Hour	11	12	13	14	15	16	17	18	19	20
1	39.4	40.8	40.6	39.2	38.1	38.8	29.0	3.8	0.0	0.0
2	56.3	58.2	57.4	54.6	52.4	52.7	49.8	21.3	0.3	0.0
3	63.7	69.2	71.5	68.9	64.8	61.6	54.6	41.2	7.9	0.0
4	70.6	74.6	75.3	73.0	70.5	66.1	59.4	51.5	22.0	0.7
5	74.0	78.4	78.6	76.3	73.3	69.4	62.4	52.7	34.2	6.4
6	81.0	83.6	84.4	83.5	83.0	79.4	73.2	62.3	47.7	14.6
7	81.9	85.4	86.3	85.7	84.7	80.9	74.6	65.2	48.6	13.4
8	80.7	83.5	84.1	82.7	80.6	77.2	71.5	61.4	32.6	3.2
9	76.5	79.4	79.4	78.1	75.9	73.7	67.9	48.5	9.3	0.0
10	62.8	63.2	61.6	59.4	58.0	56.3	47.2	13.5	0.0	0.0
11	48.5	49.0	47.2	45.6	45.6	45.5	24.5	0.9	0.0	0.0
12	32.1	33.7	33.4	32.4	32.5	32.1	14.9	0.0	0.0	0.0

Attachment 3-A

Month/Hour	21	22	23	24	25	26	27	28	29	30
1	0.0	0.0	0.0	0.0	0.0	0.0	0.0	0.0	0.0	0.0
2	0.0	0.0	0.0	0.0	0.0	0.0	0.0	0.0	0.0	0.0
3	0.0	0.0	0.0	0.0	0.0	0.0	0.0	0.0	0.0	0.0
4	0.0	0.0	0.0	0.0	0.0	0.0	0.0	0.0	0.0	0.0
5	0.0	0.0	0.0	0.0	0.0	0.0	0.0	0.0	0.0	0.8
6	0.0	0.0	0.0	0.0	0.0	0.0	0.0	0.0	0.0	2.4
7	0.0	0.0	0.0	0.0	0.0	0.0	0.0	0.0	0.0	0.6
8	0.0	0.0	0.0	0.0	0.0	0.0	0.0	0.0	0.0	0.0
9	0.0	0.0	0.0	0.0	0.0	0.0	0.0	0.0	0.0	0.0
10	0.0	0.0	0.0	0.0	0.0	0.0	0.0	0.0	0.0	0.0
11	0.0	0.0	0.0	0.0	0.0	0.0	0.0	0.0	0.0	0.0
12	0.0	0.0	0.0	0.0	0.0	0.0	0.0	0.0	0.0	0.0

Attachment 3-A

Month/Hour	31	32	33	34	35	36	37	38	39	40
1	0.0	0.0	5.4	30.9	39.4	40.8	40.6	39.2	38.1	38.8
2	0.0	0.3	21.1	51.3	56.3	58.2	57.4	54.6	52.4	52.7
3	0.0	12.4	47.2	56.8	63.7	69.2	71.5	68.9	64.8	61.6
4	7.0	42.1	60.9	66.1	70.6	74.6	75.3	73.0	70.5	66.1
5	23.3	55.2	64.1	69.4	74.0	78.4	78.6	76.3	73.3	69.4
6	29.2	58.1	70.1	77.0	81.0	83.6	84.4	83.5	83.0	79.4
7	23.1	58.4	70.3	77.7	81.9	85.4	86.3	85.7	84.7	80.9
8	9.8	47.8	67.6	75.8	80.7	83.5	84.1	82.7	80.6	77.2
9	1.5	32.2	64.8	71.5	76.5	79.4	79.4	78.1	75.9	73.7
10	0.0	11.4	48.2	58.7	62.8	63.2	61.6	59.4	58.0	56.3
11	0.0	0.7	22.3	46.2	48.5	49.0	47.2	45.6	45.6	45.5
12	0.0	0.0	4.9	25.9	32.1	33.7	33.4	32.4	32.5	32.1

Attachment 3-A

Month/Hour	41	42	43	44	45	46	47	48	49	50
1	29.0	3.8	0.0	0.0	0.0	0.0	0.0	0.0	0.0	0.0
2	49.8	21.3	0.3	0.0	0.0	0.0	0.0	0.0	0.0	0.0
3	54.6	41.2	7.9	0.0	0.0	0.0	0.0	0.0	0.0	0.0
4	59.4	51.5	22.0	0.7	0.0	0.0	0.0	0.0	0.0	0.0
5	62.4	52.7	34.2	6.4	0.0	0.0	0.0	0.0	0.0	0.0
6	73.2	62.3	47.7	14.6	0.0	0.0	0.0	0.0	0.0	0.0
7	74.6	65.2	48.6	13.4	0.0	0.0	0.0	0.0	0.0	0.0
8	71.5	61.4	32.6	3.2	0.0	0.0	0.0	0.0	0.0	0.0
9	67.9	48.5	9.3	0.0	0.0	0.0	0.0	0.0	0.0	0.0
10	47.2	13.5	0.0	0.0	0.0	0.0	0.0	0.0	0.0	0.0
11	24.5	0.9	0.0	0.0	0.0	0.0	0.0	0.0	0.0	0.0
12	14.9	0.0	0.0	0.0	0.0	0.0	0.0	0.0	0.0	0.0

Attachment 3-A

Month/Hour	51	52	53	54	55	56	57	58	59	60
1	0.0	0.0	0.0	0.0	0.0	0.0	5.4	30.9	39.4	40.8
2	0.0	0.0	0.0	0.0	0.0	0.3	21.1	51.3	56.3	58.2
3	0.0	0.0	0.0	0.0	0.0	12.4	47.2	56.8	63.7	69.2
4	0.0	0.0	0.0	0.0	7.0	42.1	60.9	66.1	70.6	74.6
5	0.0	0.0	0.0	0.8	23.3	55.2	64.1	69.4	74.0	78.4
6	0.0	0.0	0.0	2.4	29.2	58.1	70.1	77.0	81.0	83.6
7	0.0	0.0	0.0	0.6	23.1	58.4	70.3	77.7	81.9	85.4
8	0.0	0.0	0.0	0.0	9.8	47.8	67.6	75.8	80.7	83.5
9	0.0	0.0	0.0	0.0	1.5	32.2	64.8	71.5	76.5	79.4
10	0.0	0.0	0.0	0.0	0.0	11.4	48.2	58.7	62.8	63.2
11	0.0	0.0	0.0	0.0	0.0	0.7	22.3	46.2	48.5	49.0
12	0.0	0.0	0.0	0.0	0.0	0.0	4.9	25.9	32.1	33.7

Attachment 3-A

Month/Hour	61	62	63	64	65	66	67	68	69	70
1	40.6	39.2	38.1	38.8	29.0	3.8	0.0	0.0	0.0	0.0
2	57.4	54.6	52.4	52.7	49.8	21.3	0.3	0.0	0.0	0.0
3	71.5	68.9	64.8	61.6	54.6	41.2	7.9	0.0	0.0	0.0
4	75.3	73.0	70.5	66.1	59.4	51.5	22.0	0.7	0.0	0.0
5	78.6	76.3	73.3	69.4	62.4	52.7	34.2	6.4	0.0	0.0
6	84.4	83.5	83.0	79.4	73.2	62.3	47.7	14.6	0.0	0.0
7	86.3	85.7	84.7	80.9	74.6	65.2	48.6	13.4	0.0	0.0
8	84.1	82.7	80.6	77.2	71.5	61.4	32.6	3.2	0.0	0.0
9	79.4	78.1	75.9	73.7	67.9	48.5	9.3	0.0	0.0	0.0
10	61.6	59.4	58.0	56.3	47.2	13.5	0.0	0.0	0.0	0.0
11	47.2	45.6	45.6	45.5	24.5	0.9	0.0	0.0	0.0	0.0
12	33.4	32.4	32.5	32.1	14.9	0.0	0.0	0.0	0.0	0.0

Attachment 3-A

Month/Hour	71	72	73	74	75	76	77	78	79	80
1	0.0	0.0	0.0	0.0	0.0	0.0	0.0	0.0	0.0	0.0
2	0.0	0.0	0.0	0.0	0.0	0.0	0.0	0.0	0.0	0.3
3	0.0	0.0	0.0	0.0	0.0	0.0	0.0	0.0	0.0	12.4
4	0.0	0.0	0.0	0.0	0.0	0.0	0.0	0.0	7.0	42.1
5	0.0	0.0	0.0	0.0	0.0	0.0	0.0	0.8	23.3	55.2
6	0.0	0.0	0.0	0.0	0.0	0.0	0.0	2.4	29.2	58.1
7	0.0	0.0	0.0	0.0	0.0	0.0	0.0	0.6	23.1	58.4
8	0.0	0.0	0.0	0.0	0.0	0.0	0.0	0.0	9.8	47.8
9	0.0	0.0	0.0	0.0	0.0	0.0	0.0	0.0	1.5	32.2
10	0.0	0.0	0.0	0.0	0.0	0.0	0.0	0.0	0.0	11.4
11	0.0	0.0	0.0	0.0	0.0	0.0	0.0	0.0	0.0	0.7
12	0.0	0.0	0.0	0.0	0.0	0.0	0.0	0.0	0.0	0.0

Attachment 3-A

Month/Hour	81	82	83	84	85	86	87	88	89	90
1	5.4	30.9	39.4	40.8	40.6	39.2	38.1	38.8	29.0	3.8
2	21.1	51.3	56.3	58.2	57.4	54.6	52.4	52.7	49.8	21.3
3	47.2	56.8	63.7	69.2	71.5	68.9	64.8	61.6	54.6	41.2
4	60.9	66.1	70.6	74.6	75.3	73.0	70.5	66.1	59.4	51.5
5	64.1	69.4	74.0	78.4	78.6	76.3	73.3	69.4	62.4	52.7
6	70.1	77.0	81.0	83.6	84.4	83.5	83.0	79.4	73.2	62.3
7	70.3	77.7	81.9	85.4	86.3	85.7	84.7	80.9	74.6	65.2
8	67.6	75.8	80.7	83.5	84.1	82.7	80.6	77.2	71.5	61.4
9	64.8	71.5	76.5	79.4	79.4	78.1	75.9	73.7	67.9	48.5
10	48.2	58.7	62.8	63.2	61.6	59.4	58.0	56.3	47.2	13.5
11	22.3	46.2	48.5	49.0	47.2	45.6	45.6	45.5	24.5	0.9
12	4.9	25.9	32.1	33.7	33.4	32.4	32.5	32.1	14.9	0.0

Attachment 3-A

Month/Hour	91	92	93	94	95	96	97	98	99	100
1	0.0	0.0	0.0	0.0	0.0	0.0	0.0	0.0	0.0	0.0
2	0.3	0.0	0.0	0.0	0.0	0.0	0.0	0.0	0.0	0.0
3	7.9	0.0	0.0	0.0	0.0	0.0	0.0	0.0	0.0	0.0
4	22.0	0.7	0.0	0.0	0.0	0.0	0.0	0.0	0.0	0.0
5	34.2	6.4	0.0	0.0	0.0	0.0	0.0	0.0	0.0	0.0
6	47.7	14.6	0.0	0.0	0.0	0.0	0.0	0.0	0.0	0.0
7	48.6	13.4	0.0	0.0	0.0	0.0	0.0	0.0	0.0	0.0
8	32.6	3.2	0.0	0.0	0.0	0.0	0.0	0.0	0.0	0.0
9	9.3	0.0	0.0	0.0	0.0	0.0	0.0	0.0	0.0	0.0
10	0.0	0.0	0.0	0.0	0.0	0.0	0.0	0.0	0.0	0.0
11	0.0	0.0	0.0	0.0	0.0	0.0	0.0	0.0	0.0	0.0
12	0.0	0.0	0.0	0.0	0.0	0.0	0.0	0.0	0.0	0.0

Attachment 3-A

Month/Hour	101	102	103	104	105	106	107	108	109	110
1	0.0	0.0	0.0	0.0	5.4	30.9	39.4	40.8	40.6	39.2
2	0.0	0.0	0.0	0.3	21.1	51.3	56.3	58.2	57.4	54.6
3	0.0	0.0	0.0	12.4	47.2	56.8	63.7	69.2	71.5	68.9
4	0.0	0.0	7.0	42.1	60.9	66.1	70.6	74.6	75.3	73.0
5	0.0	0.8	23.3	55.2	64.1	69.4	74.0	78.4	78.6	76.3
6	0.0	2.4	29.2	58.1	70.1	77.0	81.0	83.6	84.4	83.5
7	0.0	0.6	23.1	58.4	70.3	77.7	81.9	85.4	86.3	85.7
8	0.0	0.0	9.8	47.8	67.6	75.8	80.7	83.5	84.1	82.7
9	0.0	0.0	1.5	32.2	64.8	71.5	76.5	79.4	79.4	78.1
10	0.0	0.0	0.0	11.4	48.2	58.7	62.8	63.2	61.6	59.4
11	0.0	0.0	0.0	0.7	22.3	46.2	48.5	49.0	47.2	45.6
12	0.0	0.0	0.0	0.0	4.9	25.9	32.1	33.7	33.4	32.4

Attachment 3-A

Month/Hour	111	112	113	114	115	116	117	118	119	120
1	38.1	38.8	29.0	3.8	0.0	0.0	0.0	0.0	0.0	0.0
2	52.4	52.7	49.8	21.3	0.3	0.0	0.0	0.0	0.0	0.0
3	64.8	61.6	54.6	41.2	7.9	0.0	0.0	0.0	0.0	0.0
4	70.5	66.1	59.4	51.5	22.0	0.7	0.0	0.0	0.0	0.0
5	73.3	69.4	62.4	52.7	34.2	6.4	0.0	0.0	0.0	0.0
6	83.0	79.4	73.2	62.3	47.7	14.6	0.0	0.0	0.0	0.0
7	84.7	80.9	74.6	65.2	48.6	13.4	0.0	0.0	0.0	0.0
8	80.6	77.2	71.5	61.4	32.6	3.2	0.0	0.0	0.0	0.0
9	75.9	73.7	67.9	48.5	9.3	0.0	0.0	0.0	0.0	0.0
10	58.0	56.3	47.2	13.5	0.0	0.0	0.0	0.0	0.0	0.0
11	45.6	45.5	24.5	0.9	0.0	0.0	0.0	0.0	0.0	0.0
12	32.5	32.1	14.9	0.0	0.0	0.0	0.0	0.0	0.0	0.0

Attachment 3-A

Month/Hour	121	122	123	124	125	126	127	128	129	130
1	0.0	0.0	0.0	0.0	0.0	0.0	0.0	0.0	5.4	30.9
2	0.0	0.0	0.0	0.0	0.0	0.0	0.0	0.3	21.1	51.3
3	0.0	0.0	0.0	0.0	0.0	0.0	0.0	12.4	47.2	56.8
4	0.0	0.0	0.0	0.0	0.0	0.0	7.0	42.1	60.9	66.1
5	0.0	0.0	0.0	0.0	0.0	0.8	23.3	55.2	64.1	69.4
6	0.0	0.0	0.0	0.0	0.0	2.4	29.2	58.1	70.1	77.0
7	0.0	0.0	0.0	0.0	0.0	0.6	23.1	58.4	70.3	77.7
8	0.0	0.0	0.0	0.0	0.0	0.0	9.8	47.8	67.6	75.8
9	0.0	0.0	0.0	0.0	0.0	0.0	1.5	32.2	64.8	71.5
10	0.0	0.0	0.0	0.0	0.0	0.0	0.0	11.4	48.2	58.7
11	0.0	0.0	0.0	0.0	0.0	0.0	0.0	0.7	22.3	46.2
12	0.0	0.0	0.0	0.0	0.0	0.0	0.0	0.0	4.9	25.9

Attachment 3-A

Month/Hour	131	132	133	134	135	136	137	138	139	140
1	39.4	40.8	40.6	39.2	38.1	38.8	29.0	3.8	0.0	0.0
2	56.3	58.2	57.4	54.6	52.4	52.7	49.8	21.3	0.3	0.0
3	63.7	69.2	71.5	68.9	64.8	61.6	54.6	41.2	7.9	0.0
4	70.6	74.6	75.3	73.0	70.5	66.1	59.4	51.5	22.0	0.7
5	74.0	78.4	78.6	76.3	73.3	69.4	62.4	52.7	34.2	6.4
6	81.0	83.6	84.4	83.5	83.0	79.4	73.2	62.3	47.7	14.6
7	81.9	85.4	86.3	85.7	84.7	80.9	74.6	65.2	48.6	13.4
8	80.7	83.5	84.1	82.7	80.6	77.2	71.5	61.4	32.6	3.2
9	76.5	79.4	79.4	78.1	75.9	73.7	67.9	48.5	9.3	0.0
10	62.8	63.2	61.6	59.4	58.0	56.3	47.2	13.5	0.0	0.0
11	48.5	49.0	47.2	45.6	45.6	45.5	24.5	0.9	0.0	0.0
12	32.1	33.7	33.4	32.4	32.5	32.1	14.9	0.0	0.0	0.0

Attachment 3-A

Month/Hour	141	142	143	144	145	146	147	148	149	150
1	0.0	0.0	0.0	0.0	0.0	0.0	0.0	0.0	0.0	0.0
2	0.0	0.0	0.0	0.0	0.0	0.0	0.0	0.0	0.0	0.0
3	0.0	0.0	0.0	0.0	0.0	0.0	0.0	0.0	0.0	0.0
4	0.0	0.0	0.0	0.0	0.0	0.0	0.0	0.0	0.0	0.0
5	0.0	0.0	0.0	0.0	0.0	0.0	0.0	0.0	0.0	0.8
6	0.0	0.0	0.0	0.0	0.0	0.0	0.0	0.0	0.0	2.4
7	0.0	0.0	0.0	0.0	0.0	0.0	0.0	0.0	0.0	0.6
8	0.0	0.0	0.0	0.0	0.0	0.0	0.0	0.0	0.0	0.0
9	0.0	0.0	0.0	0.0	0.0	0.0	0.0	0.0	0.0	0.0
10	0.0	0.0	0.0	0.0	0.0	0.0	0.0	0.0	0.0	0.0
11	0.0	0.0	0.0	0.0	0.0	0.0	0.0	0.0	0.0	0.0
12	0.0	0.0	0.0	0.0	0.0	0.0	0.0	0.0	0.0	0.0

Attachment 3-A

Month/Hour	151	152	153	154	155	156	157	158	159	160
1	0.0	0.0	5.4	30.9	39.4	40.8	40.6	39.2	38.1	38.8
2	0.0	0.3	21.1	51.3	56.3	58.2	57.4	54.6	52.4	52.7
3	0.0	12.4	47.2	56.8	63.7	69.2	71.5	68.9	64.8	61.6
4	7.0	42.1	60.9	66.1	70.6	74.6	75.3	73.0	70.5	66.1
5	23.3	55.2	64.1	69.4	74.0	78.4	78.6	76.3	73.3	69.4
6	29.2	58.1	70.1	77.0	81.0	83.6	84.4	83.5	83.0	79.4
7	23.1	58.4	70.3	77.7	81.9	85.4	86.3	85.7	84.7	80.9
8	9.8	47.8	67.6	75.8	80.7	83.5	84.1	82.7	80.6	77.2
9	1.5	32.2	64.8	71.5	76.5	79.4	79.4	78.1	75.9	73.7
10	0.0	11.4	48.2	58.7	62.8	63.2	61.6	59.4	58.0	56.3
11	0.0	0.7	22.3	46.2	48.5	49.0	47.2	45.6	45.6	45.5
12	0.0	0.0	4.9	25.9	32.1	33.7	33.4	32.4	32.5	32.1

Attachment 3-A

Month/Hour	161	162	163	164	165	166	167	168
1	29.0	3.8	0.0	0.0	0.0	0.0	0.0	0.0
2	49.8	21.3	0.3	0.0	0.0	0.0	0.0	0.0
3	54.6	41.2	7.9	0.0	0.0	0.0	0.0	0.0
4	59.4	51.5	22.0	0.7	0.0	0.0	0.0	0.0
5	62.4	52.7	34.2	6.4	0.0	0.0	0.0	0.0
6	73.2	62.3	47.7	14.6	0.0	0.0	0.0	0.0
7	74.6	65.2	48.6	13.4	0.0	0.0	0.0	0.0
8	71.5	61.4	32.6	3.2	0.0	0.0	0.0	0.0
9	67.9	48.5	9.3	0.0	0.0	0.0	0.0	0.0
10	47.2	13.5	0.0	0.0	0.0	0.0	0.0	0.0
11	24.5	0.9	0.0	0.0	0.0	0.0	0.0	0.0
12	14.9	0.0	0.0	0.0	0.0	0.0	0.0	0.0

Attachment 3-A

Tranche: Sale_IN_Solar_3

Month/Hour	1	2	3	4	5	6	7	8	9	10
1	0.0	0.0	0.0	0.0	0.0	0.0	0.0	3.2	30.8	43.7
2	0.0	0.0	0.0	0.0	0.0	0.0	0.0	14.2	45.4	51.3
3	0.0	0.0	0.0	0.0	0.0	0.0	7.1	40.7	52.6	58.3
4	0.0	0.0	0.0	0.0	0.0	1.9	27.2	53.8	58.8	64.6
5	0.0	0.0	0.0	0.0	0.0	11.3	46.8	65.1	66.5	66.5
6	0.0	0.0	0.0	0.0	0.1	19.4	52.9	71.1	73.1	78.1
7	0.0	0.0	0.0	0.0	0.0	12.1	45.9	67.0	76.4	82.2
8	0.0	0.0	0.0	0.0	0.0	3.2	32.6	57.8	71.1	76.4
9	0.0	0.0	0.0	0.0	0.0	0.1	21.4	60.7	66.6	66.9
10	0.0	0.0	0.0	0.0	0.0	0.0	5.7	37.6	50.6	58.6
11	0.0	0.0	0.0	0.0	0.0	0.0	0.0	12.9	36.4	40.6
12	0.0	0.0	0.0	0.0	0.0	0.0	0.0	2.3	24.3	33.9

Attachment 3-A

Month/Hour	11	12	13	14	15	16	17	18	19	20
1	46.4	46.2	45.7	43.7	39.5	24.6	2.5	0.0	0.0	0.0
2	53.7	55.5	56.7	57.2	56.9	50.5	18.5	0.0	0.0	0.0
3	60.6	67.0	67.1	67.3	66.3	57.1	42.6	6.8	0.0	0.0
4	69.5	69.6	73.5	68.6	64.5	57.8	47.7	15.9	0.1	0.0
5	76.3	71.8	70.4	70.6	67.4	56.1	48.9	31.9	3.4	0.0
6	82.3	79.6	78.0	73.2	70.6	71.4	60.8	37.5	7.0	0.0
7	84.5	84.3	81.2	82.6	80.3	73.4	60.7	37.3	6.4	0.0
8	81.8	78.9	77.3	74.8	72.7	67.2	57.7	26.2	1.2	0.0
9	68.3	72.1	73.0	72.6	69.6	64.4	43.1	5.6	0.0	0.0
10	56.5	55.6	56.4	52.5	51.6	41.1	9.0	0.0	0.0	0.0
11	43.4	44.1	42.0	41.4	43.8	17.2	0.3	0.0	0.0	0.0
12	38.5	40.2	37.7	37.6	32.6	13.7	0.0	0.0	0.0	0.0

Attachment 3-A

Month/Hour	21	22	23	24	25	26	27	28	29	30
1	0.0	0.0	0.0	0.0	0.0	0.0	0.0	0.0	0.0	0.0
2	0.0	0.0	0.0	0.0	0.0	0.0	0.0	0.0	0.0	0.0
3	0.0	0.0	0.0	0.0	0.0	0.0	0.0	0.0	0.0	0.0
4	0.0	0.0	0.0	0.0	0.0	0.0	0.0	0.0	0.0	1.9
5	0.0	0.0	0.0	0.0	0.0	0.0	0.0	0.0	0.0	11.3
6	0.0	0.0	0.0	0.0	0.0	0.0	0.0	0.0	0.1	19.4
7	0.0	0.0	0.0	0.0	0.0	0.0	0.0	0.0	0.0	12.1
8	0.0	0.0	0.0	0.0	0.0	0.0	0.0	0.0	0.0	3.2
9	0.0	0.0	0.0	0.0	0.0	0.0	0.0	0.0	0.0	0.1
10	0.0	0.0	0.0	0.0	0.0	0.0	0.0	0.0	0.0	0.0
11	0.0	0.0	0.0	0.0	0.0	0.0	0.0	0.0	0.0	0.0
12	0.0	0.0	0.0	0.0	0.0	0.0	0.0	0.0	0.0	0.0

Attachment 3-A

Month/Hour	31	32	33	34	35	36	37	38	39	40
1	0.0	3.2	30.8	43.7	46.4	46.2	45.7	43.7	39.5	24.6
2	0.0	14.2	45.4	51.3	53.7	55.5	56.7	57.2	56.9	50.5
3	7.1	40.7	52.6	58.3	60.6	67.0	67.1	67.3	66.3	57.1
4	27.2	53.8	58.8	64.6	69.5	69.6	73.5	68.6	64.5	57.8
5	46.8	65.1	66.5	66.5	76.3	71.8	70.4	70.6	67.4	56.1
6	52.9	71.1	73.1	78.1	82.3	79.6	78.0	73.2	70.6	71.4
7	45.9	67.0	76.4	82.2	84.5	84.3	81.2	82.6	80.3	73.4
8	32.6	57.8	71.1	76.4	81.8	78.9	77.3	74.8	72.7	67.2
9	21.4	60.7	66.6	66.9	68.3	72.1	73.0	72.6	69.6	64.4
10	5.7	37.6	50.6	58.6	56.5	55.6	56.4	52.5	51.6	41.1
11	0.0	12.9	36.4	40.6	43.4	44.1	42.0	41.4	43.8	17.2
12	0.0	2.3	24.3	33.9	38.5	40.2	37.7	37.6	32.6	13.7

Attachment 3-A

Month/Hour	41	42	43	44	45	46	47	48	49	50
1	2.5	0.0	0.0	0.0	0.0	0.0	0.0	0.0	0.0	0.0
2	18.5	0.0	0.0	0.0	0.0	0.0	0.0	0.0	0.0	0.0
3	42.6	6.8	0.0	0.0	0.0	0.0	0.0	0.0	0.0	0.0
4	47.7	15.9	0.1	0.0	0.0	0.0	0.0	0.0	0.0	0.0
5	48.9	31.9	3.4	0.0	0.0	0.0	0.0	0.0	0.0	0.0
6	60.8	37.5	7.0	0.0	0.0	0.0	0.0	0.0	0.0	0.0
7	60.7	37.3	6.4	0.0	0.0	0.0	0.0	0.0	0.0	0.0
8	57.7	26.2	1.2	0.0	0.0	0.0	0.0	0.0	0.0	0.0
9	43.1	5.6	0.0	0.0	0.0	0.0	0.0	0.0	0.0	0.0
10	9.0	0.0	0.0	0.0	0.0	0.0	0.0	0.0	0.0	0.0
11	0.3	0.0	0.0	0.0	0.0	0.0	0.0	0.0	0.0	0.0
12	0.0	0.0	0.0	0.0	0.0	0.0	0.0	0.0	0.0	0.0

Attachment 3-A

Month/Hour	51	52	53	54	55	56	57	58	59	60
1	0.0	0.0	0.0	0.0	0.0	3.2	30.8	43.7	46.4	46.2
2	0.0	0.0	0.0	0.0	0.0	14.2	45.4	51.3	53.7	55.5
3	0.0	0.0	0.0	0.0	7.1	40.7	52.6	58.3	60.6	67.0
4	0.0	0.0	0.0	1.9	27.2	53.8	58.8	64.6	69.5	69.6
5	0.0	0.0	0.0	11.3	46.8	65.1	66.5	66.5	76.3	71.8
6	0.0	0.0	0.1	19.4	52.9	71.1	73.1	78.1	82.3	79.6
7	0.0	0.0	0.0	12.1	45.9	67.0	76.4	82.2	84.5	84.3
8	0.0	0.0	0.0	3.2	32.6	57.8	71.1	76.4	81.8	78.9
9	0.0	0.0	0.0	0.1	21.4	60.7	66.6	66.9	68.3	72.1
10	0.0	0.0	0.0	0.0	5.7	37.6	50.6	58.6	56.5	55.6
11	0.0	0.0	0.0	0.0	0.0	12.9	36.4	40.6	43.4	44.1
12	0.0	0.0	0.0	0.0	0.0	2.3	24.3	33.9	38.5	40.2

Attachment 3-A

Month/Hour	61	62	63	64	65	66	67	68	69	70
1	45.7	43.7	39.5	24.6	2.5	0.0	0.0	0.0	0.0	0.0
2	56.7	57.2	56.9	50.5	18.5	0.0	0.0	0.0	0.0	0.0
3	67.1	67.3	66.3	57.1	42.6	6.8	0.0	0.0	0.0	0.0
4	73.5	68.6	64.5	57.8	47.7	15.9	0.1	0.0	0.0	0.0
5	70.4	70.6	67.4	56.1	48.9	31.9	3.4	0.0	0.0	0.0
6	78.0	73.2	70.6	71.4	60.8	37.5	7.0	0.0	0.0	0.0
7	81.2	82.6	80.3	73.4	60.7	37.3	6.4	0.0	0.0	0.0
8	77.3	74.8	72.7	67.2	57.7	26.2	1.2	0.0	0.0	0.0
9	73.0	72.6	69.6	64.4	43.1	5.6	0.0	0.0	0.0	0.0
10	56.4	52.5	51.6	41.1	9.0	0.0	0.0	0.0	0.0	0.0
11	42.0	41.4	43.8	17.2	0.3	0.0	0.0	0.0	0.0	0.0
12	37.7	37.6	32.6	13.7	0.0	0.0	0.0	0.0	0.0	0.0

Attachment 3-A

Month/Hour	71	72	73	74	75	76	77	78	79	80
1	0.0	0.0	0.0	0.0	0.0	0.0	0.0	0.0	0.0	3.2
2	0.0	0.0	0.0	0.0	0.0	0.0	0.0	0.0	0.0	14.2
3	0.0	0.0	0.0	0.0	0.0	0.0	0.0	0.0	7.1	40.7
4	0.0	0.0	0.0	0.0	0.0	0.0	0.0	1.9	27.2	53.8
5	0.0	0.0	0.0	0.0	0.0	0.0	0.0	11.3	46.8	65.1
6	0.0	0.0	0.0	0.0	0.0	0.0	0.1	19.4	52.9	71.1
7	0.0	0.0	0.0	0.0	0.0	0.0	0.0	12.1	45.9	67.0
8	0.0	0.0	0.0	0.0	0.0	0.0	0.0	3.2	32.6	57.8
9	0.0	0.0	0.0	0.0	0.0	0.0	0.0	0.1	21.4	60.7
10	0.0	0.0	0.0	0.0	0.0	0.0	0.0	0.0	5.7	37.6
11	0.0	0.0	0.0	0.0	0.0	0.0	0.0	0.0	0.0	12.9
12	0.0	0.0	0.0	0.0	0.0	0.0	0.0	0.0	0.0	2.3

Attachment 3-A

Month/Hour	81	82	83	84	85	86	87	88	89	90
1	30.8	43.7	46.4	46.2	45.7	43.7	39.5	24.6	2.5	0.0
2	45.4	51.3	53.7	55.5	56.7	57.2	56.9	50.5	18.5	0.0
3	52.6	58.3	60.6	67.0	67.1	67.3	66.3	57.1	42.6	6.8
4	58.8	64.6	69.5	69.6	73.5	68.6	64.5	57.8	47.7	15.9
5	66.5	66.5	76.3	71.8	70.4	70.6	67.4	56.1	48.9	31.9
6	73.1	78.1	82.3	79.6	78.0	73.2	70.6	71.4	60.8	37.5
7	76.4	82.2	84.5	84.3	81.2	82.6	80.3	73.4	60.7	37.3
8	71.1	76.4	81.8	78.9	77.3	74.8	72.7	67.2	57.7	26.2
9	66.6	66.9	68.3	72.1	73.0	72.6	69.6	64.4	43.1	5.6
10	50.6	58.6	56.5	55.6	56.4	52.5	51.6	41.1	9.0	0.0
11	36.4	40.6	43.4	44.1	42.0	41.4	43.8	17.2	0.3	0.0
12	24.3	33.9	38.5	40.2	37.7	37.6	32.6	13.7	0.0	0.0

Attachment 3-A

Month/Hour	91	92	93	94	95	96	97	98	99	100
1	0.0	0.0	0.0	0.0	0.0	0.0	0.0	0.0	0.0	0.0
2	0.0	0.0	0.0	0.0	0.0	0.0	0.0	0.0	0.0	0.0
3	0.0	0.0	0.0	0.0	0.0	0.0	0.0	0.0	0.0	0.0
4	0.1	0.0	0.0	0.0	0.0	0.0	0.0	0.0	0.0	0.0
5	3.4	0.0	0.0	0.0	0.0	0.0	0.0	0.0	0.0	0.0
6	7.0	0.0	0.0	0.0	0.0	0.0	0.0	0.0	0.0	0.0
7	6.4	0.0	0.0	0.0	0.0	0.0	0.0	0.0	0.0	0.0
8	1.2	0.0	0.0	0.0	0.0	0.0	0.0	0.0	0.0	0.0
9	0.0	0.0	0.0	0.0	0.0	0.0	0.0	0.0	0.0	0.0
10	0.0	0.0	0.0	0.0	0.0	0.0	0.0	0.0	0.0	0.0
11	0.0	0.0	0.0	0.0	0.0	0.0	0.0	0.0	0.0	0.0
12	0.0	0.0	0.0	0.0	0.0	0.0	0.0	0.0	0.0	0.0

Attachment 3-A

Month/Hour	101	102	103	104	105	106	107	108	109	110
1	0.0	0.0	0.0	3.2	30.8	43.7	46.4	46.2	45.7	43.7
2	0.0	0.0	0.0	14.2	45.4	51.3	53.7	55.5	56.7	57.2
3	0.0	0.0	7.1	40.7	52.6	58.3	60.6	67.0	67.1	67.3
4	0.0	1.9	27.2	53.8	58.8	64.6	69.5	69.6	73.5	68.6
5	0.0	11.3	46.8	65.1	66.5	66.5	76.3	71.8	70.4	70.6
6	0.1	19.4	52.9	71.1	73.1	78.1	82.3	79.6	78.0	73.2
7	0.0	12.1	45.9	67.0	76.4	82.2	84.5	84.3	81.2	82.6
8	0.0	3.2	32.6	57.8	71.1	76.4	81.8	78.9	77.3	74.8
9	0.0	0.1	21.4	60.7	66.6	66.9	68.3	72.1	73.0	72.6
10	0.0	0.0	5.7	37.6	50.6	58.6	56.5	55.6	56.4	52.5
11	0.0	0.0	0.0	12.9	36.4	40.6	43.4	44.1	42.0	41.4
12	0.0	0.0	0.0	2.3	24.3	33.9	38.5	40.2	37.7	37.6

Attachment 3-A

Month/Hour	111	112	113	114	115	116	117	118	119	120
1	39.5	24.6	2.5	0.0	0.0	0.0	0.0	0.0	0.0	0.0
2	56.9	50.5	18.5	0.0	0.0	0.0	0.0	0.0	0.0	0.0
3	66.3	57.1	42.6	6.8	0.0	0.0	0.0	0.0	0.0	0.0
4	64.5	57.8	47.7	15.9	0.1	0.0	0.0	0.0	0.0	0.0
5	67.4	56.1	48.9	31.9	3.4	0.0	0.0	0.0	0.0	0.0
6	70.6	71.4	60.8	37.5	7.0	0.0	0.0	0.0	0.0	0.0
7	80.3	73.4	60.7	37.3	6.4	0.0	0.0	0.0	0.0	0.0
8	72.7	67.2	57.7	26.2	1.2	0.0	0.0	0.0	0.0	0.0
9	69.6	64.4	43.1	5.6	0.0	0.0	0.0	0.0	0.0	0.0
10	51.6	41.1	9.0	0.0	0.0	0.0	0.0	0.0	0.0	0.0
11	43.8	17.2	0.3	0.0	0.0	0.0	0.0	0.0	0.0	0.0
12	32.6	13.7	0.0	0.0	0.0	0.0	0.0	0.0	0.0	0.0

Attachment 3-A

Month/Hour	121	122	123	124	125	126	127	128	129	130
1	0.0	0.0	0.0	0.0	0.0	0.0	0.0	3.2	30.8	43.7
2	0.0	0.0	0.0	0.0	0.0	0.0	0.0	14.2	45.4	51.3
3	0.0	0.0	0.0	0.0	0.0	0.0	7.1	40.7	52.6	58.3
4	0.0	0.0	0.0	0.0	0.0	1.9	27.2	53.8	58.8	64.6
5	0.0	0.0	0.0	0.0	0.0	11.3	46.8	65.1	66.5	66.5
6	0.0	0.0	0.0	0.0	0.1	19.4	52.9	71.1	73.1	78.1
7	0.0	0.0	0.0	0.0	0.0	12.1	45.9	67.0	76.4	82.2
8	0.0	0.0	0.0	0.0	0.0	3.2	32.6	57.8	71.1	76.4
9	0.0	0.0	0.0	0.0	0.0	0.1	21.4	60.7	66.6	66.9
10	0.0	0.0	0.0	0.0	0.0	0.0	5.7	37.6	50.6	58.6
11	0.0	0.0	0.0	0.0	0.0	0.0	0.0	12.9	36.4	40.6
12	0.0	0.0	0.0	0.0	0.0	0.0	0.0	2.3	24.3	33.9

Attachment 3-A

Month/Hour	131	132	133	134	135	136	137	138	139	140
1	46.4	46.2	45.7	43.7	39.5	24.6	2.5	0.0	0.0	0.0
2	53.7	55.5	56.7	57.2	56.9	50.5	18.5	0.0	0.0	0.0
3	60.6	67.0	67.1	67.3	66.3	57.1	42.6	6.8	0.0	0.0
4	69.5	69.6	73.5	68.6	64.5	57.8	47.7	15.9	0.1	0.0
5	76.3	71.8	70.4	70.6	67.4	56.1	48.9	31.9	3.4	0.0
6	82.3	79.6	78.0	73.2	70.6	71.4	60.8	37.5	7.0	0.0
7	84.5	84.3	81.2	82.6	80.3	73.4	60.7	37.3	6.4	0.0
8	81.8	78.9	77.3	74.8	72.7	67.2	57.7	26.2	1.2	0.0
9	68.3	72.1	73.0	72.6	69.6	64.4	43.1	5.6	0.0	0.0
10	56.5	55.6	56.4	52.5	51.6	41.1	9.0	0.0	0.0	0.0
11	43.4	44.1	42.0	41.4	43.8	17.2	0.3	0.0	0.0	0.0
12	38.5	40.2	37.7	37.6	32.6	13.7	0.0	0.0	0.0	0.0

Attachment 3-A

Month/Hour	141	142	143	144	145	146	147	148	149	150
1	0.0	0.0	0.0	0.0	0.0	0.0	0.0	0.0	0.0	0.0
2	0.0	0.0	0.0	0.0	0.0	0.0	0.0	0.0	0.0	0.0
3	0.0	0.0	0.0	0.0	0.0	0.0	0.0	0.0	0.0	0.0
4	0.0	0.0	0.0	0.0	0.0	0.0	0.0	0.0	0.0	1.9
5	0.0	0.0	0.0	0.0	0.0	0.0	0.0	0.0	0.0	11.3
6	0.0	0.0	0.0	0.0	0.0	0.0	0.0	0.0	0.1	19.4
7	0.0	0.0	0.0	0.0	0.0	0.0	0.0	0.0	0.0	12.1
8	0.0	0.0	0.0	0.0	0.0	0.0	0.0	0.0	0.0	3.2
9	0.0	0.0	0.0	0.0	0.0	0.0	0.0	0.0	0.0	0.1
10	0.0	0.0	0.0	0.0	0.0	0.0	0.0	0.0	0.0	0.0
11	0.0	0.0	0.0	0.0	0.0	0.0	0.0	0.0	0.0	0.0
12	0.0	0.0	0.0	0.0	0.0	0.0	0.0	0.0	0.0	0.0

Attachment 3-A

Month/Hour	151	152	153	154	155	156	157	158	159	160
1	0.0	3.2	30.8	43.7	46.4	46.2	45.7	43.7	39.5	24.6
2	0.0	14.2	45.4	51.3	53.7	55.5	56.7	57.2	56.9	50.5
3	7.1	40.7	52.6	58.3	60.6	67.0	67.1	67.3	66.3	57.1
4	27.2	53.8	58.8	64.6	69.5	69.6	73.5	68.6	64.5	57.8
5	46.8	65.1	66.5	66.5	76.3	71.8	70.4	70.6	67.4	56.1
6	52.9	71.1	73.1	78.1	82.3	79.6	78.0	73.2	70.6	71.4
7	45.9	67.0	76.4	82.2	84.5	84.3	81.2	82.6	80.3	73.4
8	32.6	57.8	71.1	76.4	81.8	78.9	77.3	74.8	72.7	67.2
9	21.4	60.7	66.6	66.9	68.3	72.1	73.0	72.6	69.6	64.4
10	5.7	37.6	50.6	58.6	56.5	55.6	56.4	52.5	51.6	41.1
11	0.0	12.9	36.4	40.6	43.4	44.1	42.0	41.4	43.8	17.2
12	0.0	2.3	24.3	33.9	38.5	40.2	37.7	37.6	32.6	13.7

Attachment 3-A

Month/Hour	161	162	163	164	165	166	167	168
1	2.5	0.0	0.0	0.0	0.0	0.0	0.0	0.0
2	18.5	0.0	0.0	0.0	0.0	0.0	0.0	0.0
3	42.6	6.8	0.0	0.0	0.0	0.0	0.0	0.0
4	47.7	15.9	0.1	0.0	0.0	0.0	0.0	0.0
5	48.9	31.9	3.4	0.0	0.0	0.0	0.0	0.0
6	60.8	37.5	7.0	0.0	0.0	0.0	0.0	0.0
7	60.7	37.3	6.4	0.0	0.0	0.0	0.0	0.0
8	57.7	26.2	1.2	0.0	0.0	0.0	0.0	0.0
9	43.1	5.6	0.0	0.0	0.0	0.0	0.0	0.0
10	9.0	0.0	0.0	0.0	0.0	0.0	0.0	0.0
11	0.3	0.0	0.0	0.0	0.0	0.0	0.0	0.0
12	0.0	0.0	0.0	0.0	0.0	0.0	0.0	0.0

Attachment 3-A

Hourly Renewable + Storage Shapes for New RFP Resources - shapes display a 168-hour week for each of the 12 months in the year

Capacity Factor (%)

Tranche: PPA_IN_solar + storage_2

Month/Hour	1	2	3	4	5	6	7	8	9	10
1	0.0	0.0	0.0	0.0	0.0	0.0	0.0	0.0	26.5	37.1
2	0.0	0.0	0.0	0.0	0.0	0.0	0.0	8.7	47.9	51.0
3	0.0	0.0	0.0	0.0	0.0	0.0	3.2	37.7	61.5	62.8
4	0.3	0.0	0.0	0.0	0.0	0.2	29.7	62.8	72.8	77.0
5	0.0	0.0	0.0	0.0	0.0	15.5	52.8	68.1	74.1	76.6
6	0.0	0.0	0.0	0.0	0.0	23.5	62.0	71.4	79.1	83.4
7	0.0	0.0	0.0	0.0	0.0	17.9	60.1	73.9	80.7	83.1
8	0.0	0.0	0.0	0.0	0.0	1.1	39.2	74.5	73.7	77.5
9	0.3	0.3	0.3	0.2	0.3	0.3	22.4	61.1	71.6	71.7
10	0.0	0.0	0.0	0.0	0.0	0.0	2.6	41.3	60.4	61.6
11	0.0	0.0	0.0	0.0	0.0	0.0	0.0	17.1	49.1	44.9
12	0.0	0.0	0.0	0.0	0.0	0.0	0.0	1.8	26.0	30.6

Attachment 3-A

Month/Hour	11	12	13	14	15	16	17	18	19	20
1	39.0	38.9	34.9	41.7	41.8	33.8	3.0	6.0	6.2	5.8
2	51.2	52.8	50.6	53.6	57.2	56.5	25.7	0.1	6.7	6.5
3	60.2	59.0	66.6	63.1	66.5	61.7	54.0	11.4	3.3	4.1
4	75.7	76.3	72.3	71.9	66.6	62.4	57.0	26.0	0.0	4.3
5	81.6	72.8	70.7	71.5	70.1	65.8	60.8	41.5	6.4	6.2
6	83.8	82.2	80.2	81.3	78.3	74.5	67.3	52.9	17.3	5.7
7	84.7	81.1	81.2	83.0	78.5	75.3	68.0	55.0	19.0	6.4
8	82.1	78.3	78.6	77.9	74.9	74.9	71.7	42.7	4.1	7.9
9	71.7	72.8	72.0	74.1	75.8	72.0	56.2	13.1	6.0	6.1
10	59.8	57.5	58.2	61.9	60.4	54.3	18.3	4.1	5.8	5.5
11	44.2	42.9	41.4	46.1	49.2	33.2	0.0	6.1	6.3	5.6
12	32.1	34.4	33.6	38.5	37.9	21.4	0.0	5.8	6.0	5.8

Attachment 3-A

Month/Hour	21	22	23	24	25	26	27	28	29	30
1	0.0	0.0	0.0	0.0	0.0	0.0	0.0	0.0	0.0	0.0
2	4.5	0.0	0.0	0.0	0.0	0.0	0.0	0.0	0.0	0.0
3	4.1	3.9	0.4	0.0	0.0	0.0	0.0	0.0	0.0	0.0
4	4.2	4.3	3.5	0.0	1.3	0.3	0.3	0.3	0.1	0.5
5	6.3	5.5	0.0	0.0	0.0	0.0	0.0	0.0	0.0	15.5
6	6.0	4.4	0.0	0.0	0.0	0.0	0.0	0.0	0.0	23.5
7	6.6	5.0	0.0	0.0	0.7	0.1	0.6	0.3	0.0	17.9
8	7.7	2.4	0.0	0.0	0.0	0.0	0.0	0.0	0.0	1.1
9	5.6	0.3	0.0	0.0	0.0	0.0	0.0	0.0	0.0	0.0
10	2.4	0.0	0.0	0.0	0.0	0.0	0.0	0.0	0.0	0.0
11	0.0	0.0	0.0	0.0	0.0	0.0	0.0	0.0	0.0	0.0
12	0.0	0.0	0.0	0.0	0.0	0.0	0.0	0.0	0.0	0.0

Attachment 3-A

Month/Hour	31	32	33	34	35	36	37	38	39	40
1	0.0	1.6	26.5	37.1	39.0	38.9	34.9	41.7	41.8	33.8
2	0.0	8.7	47.9	51.0	51.2	52.8	50.6	53.6	57.2	56.5
3	3.2	37.7	61.5	62.8	60.2	59.0	66.6	63.1	66.5	61.7
4	29.7	62.8	72.8	76.9	75.7	76.3	72.3	71.9	66.6	62.5
5	52.8	68.1	74.3	76.4	81.6	72.8	70.7	71.5	70.2	65.8
6	62.0	71.4	79.5	83.9	83.8	81.6	80.1	81.1	78.3	74.5
7	60.1	73.9	80.7	83.1	84.7	81.6	81.7	82.1	78.5	75.3
8	39.2	74.5	73.2	77.5	82.1	78.3	78.6	78.4	74.9	74.9
9	22.4	61.1	71.5	71.9	71.8	72.8	72.2	73.6	75.9	72.0
10	2.6	41.3	59.7	61.6	59.8	57.7	58.2	61.9	60.8	54.3
11	0.0	17.1	49.1	44.9	44.2	43.0	41.3	46.1	49.2	33.2
12	0.0	0.2	26.0	30.6	32.1	34.4	33.6	38.5	37.8	21.4

Attachment 3-A

Month/Hour	41	42	43	44	45	46	47	48	49	50
1	3.0	6.1	6.3	5.6	0.0	0.0	0.0	0.0	0.0	0.0
2	25.7	0.1	6.6	6.5	4.6	0.0	0.0	0.0	0.0	0.0
3	54.0	11.4	4.0	4.5	4.4	4.2	0.8	0.0	0.0	0.0
4	57.0	26.0	0.0	4.7	4.5	4.6	3.4	0.0	0.3	0.0
5	60.8	41.5	6.4	6.1	6.3	5.6	0.0	0.0	0.0	0.0
6	67.3	52.9	17.3	6.0	6.5	5.6	0.0	0.0	0.0	0.0
7	68.0	55.0	19.0	6.4	6.6	5.1	0.0	0.0	0.0	0.0
8	71.7	42.7	4.2	8.6	8.5	0.8	0.0	0.0	0.0	0.0
9	56.2	13.1	5.3	5.5	5.1	0.0	0.0	0.0	0.0	0.0
10	18.3	4.3	5.8	5.6	2.2	0.0	0.0	0.0	0.0	0.0
11	0.0	6.1	6.3	5.7	0.0	0.0	0.0	0.0	0.0	0.0
12	0.0	5.9	6.0	5.8	0.0	0.0	0.0	0.0	0.0	0.0

Attachment 3-A

Month/Hour	51	52	53	54	55	56	57	58	59	60
1	0.0	0.0	0.0	0.0	0.0	0.0	26.5	37.1	39.0	38.9
2	0.0	0.0	0.0	0.0	0.0	8.7	47.9	51.0	51.2	52.8
3	0.0	0.0	0.0	0.0	3.2	37.7	61.5	62.8	60.2	59.0
4	0.0	0.0	0.0	0.2	29.7	62.8	72.8	77.0	75.7	76.3
5	0.0	0.0	0.0	15.5	52.8	68.1	74.1	76.4	81.6	72.8
6	0.0	0.0	0.0	23.5	62.0	71.3	79.3	83.5	83.8	82.1
7	0.0	0.0	0.0	17.9	60.1	73.9	80.7	83.1	84.7	81.4
8	0.0	0.0	0.0	1.1	39.2	75.0	73.3	77.5	82.1	78.3
9	0.0	0.0	0.0	0.0	22.4	61.1	70.9	71.5	71.8	73.0
10	0.0	0.0	0.0	0.8	3.5	41.3	59.8	61.6	59.8	57.8
11	0.0	0.0	0.0	0.0	0.0	17.1	49.1	44.9	44.2	43.7
12	0.0	0.0	0.0	0.0	0.0	0.2	26.0	30.6	32.1	34.4

Attachment 3-A

Month/Hour	61	62	63	64	65	66	67	68	69	70
1	34.9	41.7	41.8	33.8	3.0	6.1	6.3	5.7	0.0	0.0
2	50.6	53.6	57.2	56.5	25.7	0.1	6.4	6.3	5.1	0.0
3	66.6	63.1	66.5	61.7	54.0	11.4	3.6	4.3	4.3	4.0
4	72.3	71.9	66.6	62.4	57.0	26.0	0.0	4.2	4.0	4.1
5	70.7	71.5	70.4	65.8	60.8	41.5	6.4	6.1	6.4	5.6
6	80.2	81.2	78.3	74.5	67.3	52.9	17.3	6.0	6.5	5.5
7	81.5	82.4	78.5	75.3	68.0	55.0	19.0	6.3	6.5	5.3
8	78.6	77.9	74.9	74.9	71.7	42.7	4.2	8.1	8.0	1.8
9	72.3	74.2	76.1	72.0	56.2	13.1	6.2	6.3	5.5	0.0
10	58.2	61.9	60.7	54.3	18.3	4.0	5.6	5.3	3.0	0.0
11	40.6	46.1	49.2	33.2	0.1	6.2	6.2	5.5	0.0	0.0
12	33.6	38.5	37.9	21.4	0.0	5.5	5.6	4.5	0.0	0.0

Attachment 3-A

Month/Hour	71	72	73	74	75	76	77	78	79	80
1	0.0	0.0	0.0	0.0	0.0	0.0	0.0	0.0	0.0	0.0
2	0.0	0.0	0.0	0.0	0.0	0.0	0.0	0.0	0.0	8.7
3	1.5	0.0	0.0	0.0	0.0	0.0	0.0	0.0	3.2	37.7
4	2.9	0.0	0.5	0.0	0.0	0.0	0.0	0.2	29.7	62.8
5	0.0	0.0	0.4	0.4	0.3	0.3	0.3	15.5	52.8	68.1
6	0.0	0.0	0.0	0.0	0.0	0.0	0.0	23.5	62.0	71.3
7	0.0	0.0	0.0	0.0	0.0	0.0	0.0	17.9	60.1	73.9
8	0.0	0.0	0.0	0.0	0.0	0.0	0.0	1.1	39.2	75.0
9	0.0	0.0	0.0	0.0	0.0	0.0	0.0	0.0	22.4	61.1
10	0.0	0.0	0.0	0.0	0.0	0.0	0.0	0.0	2.6	41.3
11	0.0	0.0	0.0	0.0	0.0	0.0	0.0	0.0	0.0	17.1
12	0.0	0.0	0.0	0.0	0.0	0.0	0.0	0.0	0.0	0.2

Attachment 3-A

Month/Hour	81	82	83	84	85	86	87	88	89	90
1	26.5	37.1	39.0	38.9	34.9	41.7	41.8	33.8	3.0	5.7
2	47.9	51.0	51.2	52.8	50.6	53.6	57.2	56.5	25.7	0.1
3	61.5	62.8	60.2	59.0	66.6	63.1	66.5	61.7	54.0	11.4
4	72.8	76.5	75.7	76.3	72.3	71.9	66.6	62.9	57.0	26.0
5	74.1	76.5	81.6	72.8	70.7	71.5	70.2	65.8	60.8	41.5
6	78.8	83.1	83.8	82.4	80.4	81.5	78.3	74.5	67.3	52.9
7	80.7	83.1	84.7	85.5	80.9	80.8	76.9	74.8	68.0	55.0
8	74.6	77.5	82.1	78.3	78.6	76.7	74.9	74.9	71.7	42.7
9	71.8	72.0	72.2	72.9	72.4	73.1	75.4	72.0	56.2	13.1
10	60.3	61.6	59.8	57.7	58.2	61.9	60.2	54.3	18.3	4.4
11	49.1	44.9	44.2	42.9	41.4	46.1	49.2	33.2	0.0	6.3
12	26.0	30.6	32.1	34.4	33.6	38.5	37.9	21.4	0.0	6.1

Attachment 3-A

Month/Hour	91	92	93	94	95	96	97	98	99	100
1	5.8	4.4	0.0	0.0	0.0	0.0	0.0	0.0	0.0	0.0
2	6.5	6.4	4.8	0.0	0.0	0.0	0.0	0.0	0.0	0.0
3	3.6	4.3	4.3	4.0	1.6	0.0	0.0	0.0	0.0	0.0
4	0.0	4.6	4.5	4.5	3.8	0.0	0.1	0.0	0.0	0.0
5	6.4	6.1	6.3	5.7	0.0	0.0	0.0	0.0	0.0	0.0
6	17.3	6.1	6.5	5.4	0.0	0.0	0.0	0.0	0.0	0.0
7	19.0	5.5	5.8	4.8	0.0	0.0	0.0	0.0	0.0	0.0
8	4.0	6.7	6.6	4.7	0.0	0.0	0.6	0.3	0.6	0.4
9	6.1	6.3	5.6	0.0	0.0	0.0	0.0	0.0	0.0	0.0
10	5.7	5.4	2.4	0.0	0.0	0.0	0.0	0.0	0.0	0.0
11	6.4	5.3	0.0	0.0	0.0	0.0	0.0	0.0	0.0	0.0
12	6.2	5.4	0.0	0.0	0.0	0.0	0.0	0.0	0.0	0.0

Attachment 3-A

Month/Hour	101	102	103	104	105	106	107	108	109	110
1	0.0	0.0	0.0	0.0	26.5	37.1	39.0	38.9	34.9	41.7
2	0.0	0.4	0.7	9.2	47.9	51.0	51.2	52.8	50.6	53.6
3	0.0	0.0	3.2	37.7	61.5	62.8	60.2	59.0	66.6	63.1
4	0.0	0.2	29.7	62.8	72.8	76.5	75.7	76.3	72.3	71.9
5	0.0	15.5	52.8	68.1	72.5	76.2	81.6	72.8	71.0	72.1
6	0.0	23.5	62.0	71.3	77.8	82.5	83.8	82.5	80.5	82.8
7	0.0	17.9	60.1	73.9	80.7	83.1	84.7	81.1	81.1	83.1
8	0.0	1.1	39.2	74.6	73.5	77.5	82.1	78.3	78.6	78.0
9	0.0	0.0	22.4	61.1	71.7	72.4	72.3	73.0	72.1	73.0
10	0.0	0.0	2.6	41.3	59.3	61.6	59.8	57.7	58.2	61.9
11	0.0	0.0	0.0	17.1	49.1	44.9	44.2	42.6	41.5	46.4
12	0.0	0.0	0.0	0.2	26.0	30.6	32.1	34.4	33.6	38.5

Attachment 3-A

Month/Hour	111	112	113	114	115	116	117	118	119	120
1	41.8	33.8	3.0	6.1	6.3	5.6	0.0	0.0	0.0	0.0
2	57.2	56.5	25.7	0.1	5.8	5.7	4.1	0.0	0.0	0.0
3	66.5	61.7	54.0	11.4	2.9	3.9	3.8	3.8	3.3	0.0
4	66.6	62.9	57.0	26.0	0.0	3.9	3.8	3.8	3.7	0.0
5	71.1	65.8	60.8	41.5	6.4	6.0	6.1	5.6	0.3	0.0
6	78.3	74.5	67.3	52.9	17.3	5.9	6.4	5.7	0.0	0.0
7	78.5	75.3	68.0	55.0	19.0	6.1	6.4	5.6	0.0	0.0
8	74.9	74.9	71.7	42.7	3.9	6.5	6.5	5.0	0.0	0.0
9	75.3	72.0	56.2	13.1	5.2	5.3	5.1	2.4	0.0	0.0
10	61.2	54.3	18.3	3.3	5.3	5.0	2.2	0.0	0.0	0.0
11	49.2	33.2	0.0	6.1	6.2	5.7	0.0	0.0	0.0	0.0
12	37.9	21.4	0.0	6.0	6.1	5.6	0.0	0.0	0.0	0.0

Attachment 3-A

Month/Hour	121	122	123	124	125	126	127	128	129	130
1	0.0	0.0	0.0	0.0	0.0	0.0	0.0	0.0	26.5	37.1
2	0.0	0.0	0.0	0.0	0.0	0.0	0.0	8.7	47.9	51.0
3	0.3	0.3	0.3	0.3	0.2	0.2	3.2	37.7	61.5	62.8
4	2.2	0.0	0.0	0.0	0.0	0.2	29.7	62.8	72.8	76.4
5	0.0	0.0	0.0	0.0	0.0	15.5	52.8	67.0	71.4	75.8
6	0.0	0.0	0.0	0.0	0.0	23.5	62.0	71.3	77.8	82.0
7	0.0	0.0	0.0	0.0	0.0	17.9	60.1	73.9	80.7	83.1
8	0.0	0.0	0.0	0.0	0.0	1.1	39.2	74.8	73.6	77.5
9	0.0	0.0	0.0	0.0	0.0	0.0	22.4	61.1	71.0	71.4
10	0.0	0.0	0.0	0.0	0.0	0.0	2.6	41.3	58.2	61.6
11	0.0	0.0	0.0	0.0	0.0	0.6	1.0	17.1	49.1	44.9
12	0.0	0.0	0.0	0.0	0.0	0.0	0.0	0.2	26.0	30.6

Attachment 3-A

Month/Hour	131	132	133	134	135	136	137	138	139	140
1	39.0	38.9	34.9	41.7	41.8	33.8	3.0	6.0	6.3	5.7
2	51.2	52.8	50.6	53.6	57.2	56.5	25.7	0.0	6.2	6.1
3	60.2	59.0	66.6	63.1	66.5	61.7	54.0	11.4	0.4	3.6
4	75.7	76.3	72.3	71.9	66.6	62.9	57.0	26.0	0.0	2.9
5	81.6	72.8	71.7	73.1	71.7	65.8	60.8	41.5	6.4	5.0
6	83.8	82.6	81.0	82.8	78.3	74.5	67.3	52.9	17.3	5.7
7	84.7	81.2	81.2	82.9	78.5	75.3	68.0	55.0	19.0	6.0
8	82.1	78.3	78.6	77.7	74.9	74.9	71.7	42.7	3.9	6.4
9	71.7	72.8	72.0	74.0	76.6	72.0	56.2	13.1	5.0	5.2
10	59.8	58.6	58.2	61.9	61.3	54.3	18.3	0.0	6.9	6.7
11	44.2	42.1	41.0	46.7	49.8	33.2	0.0	5.9	6.2	5.9
12	32.1	34.4	33.6	38.5	37.9	21.4	0.0	5.9	6.0	5.8

Attachment 3-A

Month/Hour	141	142	143	144	145	146	147	148	149	150
1	0.0	0.0	0.0	0.0	0.0	0.0	0.0	0.0	0.0	0.0
2	5.5	0.0	0.0	0.0	0.0	0.0	0.0	0.0	0.0	0.0
3	3.6	3.2	2.3	0.0	0.3	0.0	0.0	0.0	0.0	0.0
4	2.8	2.8	2.7	2.1	2.9	0.0	0.1	0.3	0.0	0.7
5	5.2	4.8	0.9	0.0	0.0	0.0	0.0	0.0	0.0	15.5
6	6.5	5.8	0.0	0.0	0.4	0.4	0.4	0.4	0.1	23.5
7	6.4	5.6	0.0	0.0	0.0	0.0	0.0	0.0	0.0	17.9
8	6.4	5.3	0.0	0.0	0.0	0.0	0.0	0.0	0.0	1.1
9	5.0	2.7	0.0	0.0	0.0	0.0	0.0	0.0	0.0	0.0
10	4.1	0.0	0.0	0.0	0.0	0.0	0.0	0.0	0.0	0.0
11	0.0	0.0	0.0	0.0	0.0	0.0	0.0	0.0	0.0	0.0
12	0.0	0.0	0.0	0.0	0.0	0.0	0.0	0.0	0.0	0.0

Attachment 3-A

Month/Hour	151	152	153	154	155	156	157	158	159	160
1	0.0	0.0	26.5	37.1	39.0	38.9	34.9	41.7	41.8	33.8
2	0.0	8.7	47.9	51.0	51.2	52.8	50.6	53.6	57.2	56.5
3	6.6	37.7	61.5	62.8	60.2	59.0	66.6	63.1	66.5	61.7
4	29.7	62.8	72.8	77.0	75.7	76.3	72.3	71.9	66.6	62.4
5	52.8	68.1	73.7	77.2	81.6	72.8	70.8	71.7	69.7	65.8
6	62.0	71.3	78.6	83.7	83.8	83.0	80.2	80.8	78.3	74.5
7	60.1	73.9	80.7	83.1	84.7	81.6	81.7	82.1	78.5	75.3
8	39.2	74.7	74.0	77.5	82.1	78.3	78.6	77.5	74.9	74.9
9	22.4	61.1	71.9	72.1	71.7	72.8	72.0	73.8	75.5	72.0
10	2.6	41.3	60.2	61.6	59.8	57.5	58.2	61.9	60.6	54.3
11	0.0	17.1	49.1	44.9	44.2	42.7	41.6	46.1	49.2	33.2
12	0.0	0.2	26.0	30.6	32.1	34.4	33.6	38.5	37.9	21.4

Attachment 3-A

Month/Hour	161	162	163	164	165	166	167	168
1	3.0	6.1	6.3	5.6	0.0	0.0	0.0	0.0
2	25.7	0.1	6.4	6.3	5.0	0.0	0.0	0.0
3	54.0	11.4	3.8	4.4	4.4	4.1	1.0	0.0
4	57.0	26.0	0.0	4.7	4.6	4.6	3.3	0.0
5	60.8	41.5	6.4	6.2	6.4	5.5	0.0	0.0
6	67.3	52.9	17.3	6.1	6.6	5.3	0.0	0.0
7	68.0	55.0	19.0	6.3	6.5	5.2	0.0	0.0
8	71.7	42.7	4.0	6.7	6.6	2.7	0.0	0.0
9	56.2	13.1	5.9	6.1	5.8	0.2	0.0	0.0
10	18.3	3.5	5.9	5.7	2.8	0.0	0.0	0.0
11	0.0	5.5	5.9	4.6	0.0	0.0	0.0	0.0
12	0.0	6.0	6.1	5.5	0.0	0.0	0.0	0.0

Attachment 3-A

Tranche: PPA_IN_solar + storage_3

Month/Hour	1	2	3	4	5	6	7	8	9	10
1	0.0	0.0	0.0	0.0	0.0	0.0	0.0	0.0	20.9	16.5
2	0.0	0.0	0.0	0.0	0.0	0.0	0.0	6.8	37.7	27.4
3	0.0	0.0	0.0	0.0	0.0	0.0	2.5	29.6	48.4	49.4
4	0.3	0.0	0.0	0.0	0.0	0.2	23.4	49.4	57.3	57.8
5	0.0	0.0	0.0	0.0	0.0	12.2	41.5	53.6	57.3	48.8
6	0.0	0.0	0.0	0.0	0.0	18.5	48.8	43.5	53.0	57.7
7	0.0	0.0	0.0	0.0	0.0	14.1	47.3	45.5	50.8	52.7
8	0.0	0.0	0.0	0.0	0.0	0.9	30.8	56.9	46.3	48.3
9	0.9	1.0	0.7	0.5	1.5	1.9	17.7	48.1	48.3	45.2
10	0.0	0.0	0.0	0.0	0.0	0.0	2.1	32.5	45.6	35.8
11	0.0	0.0	0.0	0.0	0.0	0.0	0.0	13.4	38.7	22.6
12	0.0	0.0	0.0	0.0	0.0	0.0	0.0	6.1	20.4	11.3

Attachment 3-A

Month/Hour	11	12	13	14	15	16	17	18	19	20
1	18.0	17.9	14.7	20.1	28.0	25.3	1.1	22.1	26.0	19.1
2	27.6	28.9	27.1	29.5	40.1	43.2	19.0	0.1	29.3	28.1
3	43.3	33.7	39.7	36.9	39.7	35.8	41.3	7.7	9.5	18.1
4	46.9	47.4	44.2	43.9	39.7	46.7	43.6	19.2	-0.4	19.0
5	51.5	44.6	42.9	43.6	50.0	50.5	46.5	31.4	3.8	23.4
6	53.3	54.9	51.0	59.3	60.3	57.4	51.7	40.4	12.3	20.3
7	54.0	54.6	55.8	63.9	60.5	58.0	52.3	42.0	13.7	25.5
8	51.9	48.9	49.2	57.1	57.7	57.7	55.2	32.4	2.6	32.6
9	43.7	44.6	44.0	49.6	56.7	55.4	43.0	9.1	22.6	25.2
10	34.4	32.6	33.1	36.0	44.3	41.4	13.2	9.9	28.5	24.7
11	22.1	27.2	22.0	23.6	26.0	24.9	-1.2	22.7	27.7	16.8
12	12.6	14.4	13.8	17.6	24.9	15.6	-1.6	21.4	25.7	20.1

Attachment 3-A

Month/Hour	21	22	23	24	25	26	27	28	29	30
1	0.0	0.0	0.0	0.0	0.0	0.0	0.0	0.0	0.0	0.0
2	8.9	0.0	0.0	0.0	0.0	0.0	0.0	0.0	0.0	0.0
3	16.5	14.2	0.6	0.0	0.0	0.0	0.0	0.0	0.0	0.0
4	17.6	17.9	9.5	0.0	2.9	1.2	1.3	1.2	0.1	1.3
5	25.8	18.0	0.0	0.0	0.0	0.0	0.0	0.0	0.0	12.2
6	26.0	13.6	0.0	0.0	0.0	0.0	0.0	0.0	0.0	18.5
7	28.7	13.2	0.0	0.0	3.2	0.1	2.7	0.6	0.0	14.1
8	30.9	3.5	0.0	0.0	0.0	0.0	0.0	0.0	0.0	0.9
9	19.0	0.4	0.0	0.0	0.0	0.0	0.0	0.0	0.0	0.0
10	3.7	0.0	0.0	0.0	0.0	0.0	0.0	0.0	0.0	0.0
11	0.0	0.0	0.0	0.0	0.0	0.0	0.0	0.0	0.0	0.0
12	0.0	0.0	0.0	0.0	0.0	0.0	0.0	0.0	0.0	0.0

Attachment 3-A

Month/Hour	31	32	33	34	35	36	37	38	39	40
1	0.0	6.0	20.9	16.5	18.0	17.9	14.7	20.1	28.0	25.3
2	0.0	6.8	37.7	27.4	27.6	28.9	27.1	29.5	40.1	43.2
3	2.5	29.6	48.4	49.4	43.3	33.7	39.7	36.9	39.7	35.8
4	23.4	49.4	57.3	57.6	46.9	47.4	44.2	43.9	39.7	46.9
5	41.5	53.6	57.9	47.7	51.5	44.6	42.9	43.6	50.6	50.5
6	48.8	43.5	54.5	58.8	53.3	53.2	50.8	58.9	60.3	57.4
7	47.3	45.5	50.8	52.7	54.0	55.2	56.9	62.2	60.5	58.0
8	30.8	57.0	44.9	48.3	51.9	48.9	49.2	58.2	57.7	57.7
9	17.7	48.1	48.4	45.6	43.8	44.6	44.3	48.1	57.2	55.4
10	2.1	32.5	43.3	35.8	34.4	32.9	33.1	36.0	46.0	41.4
11	0.0	13.4	38.7	22.6	22.1	27.3	21.9	23.6	26.0	24.9
12	0.0	0.2	20.4	11.4	12.6	14.4	13.8	17.6	24.8	15.6

Attachment 3-A

Month/Hour	41	42	43	44	45	46	47	48	49	50
1	1.1	23.4	26.5	17.3	0.0	0.0	0.0	0.0	0.0	0.0
2	19.0	0.1	28.6	28.0	9.6	0.0	0.0	0.0	0.0	0.0
3	41.3	7.7	12.5	19.6	17.9	14.9	1.4	0.0	0.0	0.0
4	43.6	19.2	0.0	20.1	18.7	18.2	8.2	0.0	0.3	0.0
5	46.5	31.4	3.8	22.7	25.7	18.8	0.0	0.0	0.0	0.0
6	51.7	40.4	12.3	20.8	27.8	18.5	0.0	0.0	0.0	0.0
7	52.3	42.0	13.7	25.2	28.7	13.5	0.0	0.0	0.0	0.0
8	55.2	32.4	3.0	33.9	32.1	0.8	0.0	0.0	0.0	0.0
9	43.0	9.1	19.5	22.8	17.3	0.0	0.0	0.0	0.0	0.0
10	13.2	11.0	28.3	24.4	3.1	0.0	0.0	0.0	0.0	0.0
11	-1.3	22.5	27.1	17.7	0.0	0.0	0.0	0.0	0.0	0.0
12	-1.6	21.8	25.8	19.5	0.0	0.0	0.0	0.0	0.0	0.0

Attachment 3-A

Month/Hour	51	52	53	54	55	56	57	58	59	60
1	0.0	0.0	0.0	0.0	0.0	0.0	20.9	16.5	18.0	17.9
2	0.0	0.0	0.0	0.0	0.0	6.8	37.7	27.4	27.6	28.9
3	0.0	0.0	0.0	0.0	2.5	29.6	48.4	49.4	43.3	33.7
4	0.0	0.0	0.0	0.2	23.4	49.4	57.3	58.1	46.9	47.4
5	0.0	0.0	0.0	12.2	41.5	53.6	57.3	48.1	51.5	44.6
6	0.0	0.0	0.0	18.5	48.8	43.4	53.5	57.5	53.3	54.0
7	0.0	0.0	0.0	14.1	47.3	45.5	50.8	52.7	54.0	55.4
8	0.0	0.0	0.0	0.9	30.8	59.0	45.0	48.3	51.9	48.9
9	0.0	0.0	0.0	0.0	17.7	48.1	45.7	44.7	43.8	45.0
10	0.0	0.0	0.0	2.5	5.7	32.5	43.1	35.8	34.4	33.7
11	0.0	0.0	0.0	0.0	0.0	13.4	38.7	22.6	22.1	29.0
12	0.0	0.0	0.0	0.0	0.0	0.2	20.4	11.3	12.6	14.4

Attachment 3-A

Month/Hour	61	62	63	64	65	66	67	68	69	70
1	14.7	20.1	28.0	25.3	1.1	23.0	26.1	18.1	0.0	0.0
2	27.1	29.5	40.1	43.2	19.0	0.1	26.6	26.7	12.8	0.0
3	39.7	36.9	39.7	35.8	41.3	7.7	10.5	19.2	17.8	14.7
4	44.2	43.9	39.7	46.5	43.6	19.2	-1.0	17.9	16.6	16.2
5	42.9	43.6	50.7	50.5	46.5	31.4	3.8	22.7	26.3	18.2
6	51.2	60.0	60.3	57.4	51.7	40.4	12.3	21.5	27.9	17.7
7	56.3	62.6	60.5	58.0	52.3	42.0	13.7	24.3	28.0	15.0
8	49.2	56.4	57.7	57.7	55.2	32.4	2.9	33.1	31.4	2.3
9	44.5	50.3	57.8	55.4	43.0	9.1	24.1	26.2	17.0	0.0
10	33.1	36.0	45.5	41.4	13.2	9.6	28.0	23.6	5.4	0.0
11	20.2	23.6	26.0	24.9	-0.9	23.9	26.7	16.4	0.0	0.0
12	13.8	17.6	24.9	15.6	-1.6	21.6	24.1	13.8	0.0	0.0

Attachment 3-A

Month/Hour	71	72	73	74	75	76	77	78	79	80
1	0.0	0.0	0.0	0.0	0.0	0.0	0.0	0.0	0.0	0.0
2	0.0	0.0	0.0	0.0	0.0	0.0	0.0	0.0	0.0	6.8
3	4.0	0.0	0.0	0.0	0.0	0.0	0.0	0.0	2.5	29.6
4	7.7	0.0	0.5	0.0	0.0	0.0	0.0	0.2	23.4	49.4
5	0.0	0.0	1.4	1.6	1.2	1.1	1.3	12.2	41.5	53.6
6	0.0	0.0	0.0	0.0	0.0	0.0	0.0	18.5	48.8	43.4
7	0.0	0.0	0.0	0.0	0.0	0.0	0.0	14.1	47.3	45.5
8	0.0	0.0	0.0	0.0	0.0	0.0	0.0	0.9	30.8	59.0
9	0.0	0.0	0.0	0.0	0.0	0.0	0.0	0.0	17.7	48.1
10	0.0	0.0	0.0	0.0	0.0	0.0	0.0	0.0	2.1	32.5
11	0.0	0.0	0.0	0.0	0.0	0.0	0.0	0.0	0.0	13.4
12	0.0	0.0	0.0	0.0	0.0	0.0	0.0	0.0	0.0	0.2

Attachment 3-A

Month/Hour	81	82	83	84	85	86	87	88	89	90
1	20.9	16.5	18.0	17.9	14.7	20.1	28.0	25.3	1.1	22.4
2	37.7	27.4	27.6	28.9	27.1	29.5	40.1	43.2	19.0	0.1
3	48.4	49.4	43.3	33.7	39.7	36.9	39.7	35.8	41.3	7.7
4	57.3	56.1	46.9	47.4	44.2	43.9	39.7	48.2	43.6	19.2
5	57.3	49.6	51.5	44.6	42.9	43.6	49.4	50.5	46.5	31.4
6	52.1	56.4	53.3	55.4	51.7	60.4	60.3	57.4	51.7	40.4
7	50.8	52.7	54.0	61.6	54.5	58.4	60.5	58.0	52.3	42.0
8	49.1	48.3	51.9	48.9	49.2	52.6	57.7	57.7	55.2	32.4
9	49.7	46.8	44.6	44.9	45.2	45.9	55.5	55.4	43.0	9.1
10	45.9	35.8	34.4	32.7	33.1	36.0	44.0	41.4	13.2	12.0
11	38.7	22.6	22.1	26.5	22.7	23.6	26.0	24.9	-1.3	25.0
12	20.4	11.3	12.6	14.4	13.8	17.6	24.9	15.6	-0.4	24.7

Attachment 3-A

Month/Hour	91	92	93	94	95	96	97	98	99	100
1	24.3	12.9	0.0	0.0	0.0	0.0	0.0	0.0	0.0	0.0
2	28.3	27.0	10.9	0.0	0.0	0.0	0.0	0.0	0.0	0.0
3	10.5	18.7	17.5	14.7	4.8	0.0	0.0	0.0	0.0	0.0
4	-0.2	19.4	18.2	17.4	10.5	0.0	0.1	0.0	0.0	0.0
5	3.8	22.5	25.4	19.4	0.0	0.0	0.0	0.0	0.0	0.0
6	12.3	22.5	28.1	16.7	0.0	0.0	0.0	0.0	0.0	0.0
7	13.7	20.6	25.0	14.2	0.0	0.0	0.0	0.0	0.0	0.0
8	2.1	28.7	27.9	10.6	0.0	0.0	2.9	0.4	2.5	0.9
9	23.6	25.8	17.9	0.0	0.0	0.0	0.0	0.0	0.0	0.0
10	27.8	22.8	4.2	0.0	0.0	0.0	0.0	0.0	0.0	0.0
11	28.2	14.2	0.0	0.0	0.0	0.0	0.0	0.0	0.0	0.0
12	26.4	15.2	0.0	0.0	0.0	0.0	0.0	0.0	0.0	0.0

Attachment 3-A

Month/Hour	101	102	103	104	105	106	107	108	109	110
1	0.0	0.0	0.0	0.0	20.9	16.5	18.0	17.9	14.7	20.1
2	0.0	0.8	3.7	8.4	37.7	27.4	27.6	28.9	27.1	29.5
3	0.0	0.0	2.5	29.6	48.4	49.4	43.3	33.7	39.7	36.9
4	0.0	0.2	23.4	49.4	57.3	56.1	46.9	47.4	44.2	43.9
5	0.0	12.2	41.5	53.6	51.1	47.8	51.5	44.6	43.6	46.7
6	0.0	18.5	48.8	43.4	48.5	54.1	53.3	56.9	52.1	63.9
7	0.0	14.1	47.3	45.5	50.8	52.7	54.0	55.2	55.0	64.1
8	0.0	0.9	30.8	57.6	45.4	48.3	51.9	48.9	49.2	57.2
9	0.0	0.0	17.7	48.1	48.0	47.8	45.1	45.4	44.3	45.4
10	0.0	0.0	2.1	32.5	42.2	35.8	34.4	33.1	33.1	36.0
11	0.0	0.0	0.0	13.4	38.7	22.6	22.1	24.7	23.8	24.2
12	0.0	0.0	0.0	0.2	20.4	11.3	12.6	14.4	13.8	17.6

Attachment 3-A

Month/Hour	111	112	113	114	115	116	117	118	119	120
1	28.0	25.3	1.1	23.8	26.4	17.1	0.0	0.0	0.0	0.0
2	40.1	43.2	19.0	-0.5	23.9	24.3	10.9	0.0	0.0	0.0
3	39.7	35.8	41.3	7.7	7.5	16.9	15.7	15.4	10.2	0.0
4	39.7	48.2	43.6	19.2	-1.6	17.1	15.7	16.1	14.1	0.0
5	52.8	50.5	46.5	31.4	3.8	22.0	24.7	20.1	0.4	0.0
6	60.3	57.4	51.7	40.4	12.3	20.7	27.5	19.0	0.0	0.0
7	60.5	58.0	52.3	42.0	13.7	22.3	26.8	18.2	0.0	0.0
8	57.7	57.7	55.2	32.4	1.8	27.4	27.2	12.8	0.0	0.0
9	56.4	55.4	43.0	9.1	19.9	22.9	18.9	5.2	0.0	0.0
10	46.9	41.4	13.2	8.5	25.3	21.3	3.8	0.0	0.0	0.0
11	26.0	24.9	-1.3	22.7	26.8	17.7	0.0	0.0	0.0	0.0
12	24.9	15.6	-1.6	23.3	26.1	17.8	0.0	0.0	0.0	0.0

Attachment 3-A

Month/Hour	121	122	123	124	125	126	127	128	129	130
1	0.0	0.0	0.0	0.0	0.0	0.0	0.0	0.0	20.9	16.5
2	0.0	0.0	0.0	0.0	0.0	0.0	0.0	6.8	37.7	27.4
3	1.6	1.3	1.3	1.3	0.6	0.5	2.5	29.6	48.4	49.4
4	3.3	0.0	0.0	0.0	0.0	0.2	23.4	49.4	57.3	56.0
5	0.0	0.0	0.0	0.0	0.0	12.2	41.5	48.7	47.0	47.0
6	0.0	0.0	0.0	0.0	0.0	18.5	48.8	43.4	48.5	51.9
7	0.0	0.0	0.0	0.0	0.0	14.1	47.3	45.5	50.8	52.7
8	0.0	0.0	0.0	0.0	0.0	0.9	30.8	58.1	45.7	48.3
9	0.0	0.0	0.0	0.0	0.0	0.0	17.7	48.1	46.6	44.2
10	0.0	0.0	0.0	0.0	0.0	0.0	2.1	32.5	38.4	35.8
11	0.0	0.0	0.0	0.0	0.0	1.3	4.8	13.4	38.7	22.6
12	0.0	0.0	0.0	0.0	0.0	0.0	0.0	0.2	20.4	11.3

Attachment 3-A

Month/Hour	131	132	133	134	135	136	137	138	139	140
1	18.0	17.9	14.7	20.1	28.0	25.3	1.1	22.5	26.3	18.4
2	27.6	28.9	27.1	29.5	40.1	43.2	19.0	-1.5	25.4	25.8
3	43.3	33.7	39.7	36.9	39.7	35.8	41.3	7.7	0.6	17.4
4	46.9	47.4	44.2	43.9	39.7	48.3	43.6	19.2	-1.6	13.4
5	51.5	44.6	46.1	50.7	55.1	50.5	46.5	31.4	3.8	18.6
6	53.3	57.3	53.7	63.9	60.3	57.4	51.7	40.4	12.3	18.3
7	54.0	55.5	54.9	63.9	60.5	58.0	52.3	42.0	13.7	21.6
8	51.9	48.9	49.2	56.5	57.7	57.7	55.2	32.4	1.8	25.9
9	43.7	44.6	44.0	49.6	59.0	55.4	43.0	9.1	18.7	23.1
10	34.4	36.5	33.1	36.0	47.0	41.4	13.2	0.0	30.0	28.3
11	22.1	22.5	21.8	25.7	28.5	24.9	-1.3	19.9	26.9	20.4
12	12.6	14.4	13.8	17.6	24.9	15.6	-1.6	21.9	25.3	19.9

Attachment 3-A

Month/Hour	141	142	143	144	145	146	147	148	149	150
1	0.0	0.0	0.0	0.0	0.0	0.0	0.0	0.0	0.0	0.0
2	16.1	0.0	0.0	0.0	0.0	0.0	0.0	0.0	0.0	0.0
3	16.2	11.6	5.3	0.0	0.4	0.0	0.0	0.0	0.0	0.0
4	13.0	11.2	11.2	5.5	9.4	0.0	0.1	0.5	0.0	1.2
5	21.8	17.7	1.5	0.0	0.0	0.0	0.0	0.0	0.0	12.2
6	28.2	20.6	0.0	0.0	1.6	1.7	1.8	1.4	0.1	18.5
7	27.2	18.3	0.0	0.0	0.0	0.0	0.0	0.0	0.0	14.1
8	26.1	15.3	0.0	0.0	0.0	0.0	0.0	0.0	0.0	0.9
9	19.1	6.0	0.0	0.0	0.0	0.0	0.0	0.0	0.0	0.0
10	7.9	0.0	0.0	0.0	0.0	0.0	0.0	0.0	0.0	0.0
11	0.0	0.0	0.0	0.0	0.0	0.0	0.0	0.0	0.0	0.0
12	0.0	0.0	0.0	0.0	0.0	0.0	0.0	0.0	0.0	0.0

Attachment 3-A

Month/Hour	151	152	153	154	155	156	157	158	159	160
1	0.0	0.0	20.9	16.5	18.0	17.9	14.7	20.1	28.0	25.3
2	0.0	6.8	37.7	27.4	27.6	28.9	27.1	29.5	40.1	43.2
3	14.1	29.6	48.4	49.4	43.3	33.7	39.7	36.9	39.7	35.8
4	23.4	49.4	57.3	57.6	46.9	47.4	44.2	43.9	39.7	46.9
5	41.5	53.6	56.6	50.9	51.5	44.6	43.2	44.0	48.3	50.5
6	48.8	43.4	50.1	58.1	53.3	58.2	51.0	58.7	60.3	57.4
7	47.3	45.5	50.8	52.7	54.0	55.5	56.8	62.0	60.5	58.0
8	30.8	58.0	47.3	48.3	51.9	48.9	49.2	55.2	57.7	57.7
9	17.7	48.1	48.9	46.4	43.8	44.6	44.0	48.9	55.7	55.4
10	2.1	32.5	45.8	35.8	34.4	32.5	33.1	36.0	44.2	41.4
11	0.0	13.4	38.7	22.6	22.1	25.4	23.8	23.6	26.0	24.9
12	0.0	0.2	20.4	11.3	12.6	14.4	13.8	17.6	24.9	15.6

Attachment 3-A

Month/Hour	161	162	163	164	165	166	167	168
1	1.1	23.8	26.3	17.1	0.0	0.0	0.0	0.0
2	19.0	0.1	26.8	27.1	12.2	0.0	0.0	0.0
3	41.3	7.7	11.3	19.6	18.0	15.0	2.3	0.0
4	43.6	19.2	0.0	20.6	19.0	18.3	7.2	0.0
5	46.5	31.4	3.8	23.4	26.3	17.5	0.0	0.0
6	51.7	40.4	12.3	22.6	28.7	15.9	0.0	0.0
7	52.3	42.0	13.7	24.9	28.2	14.2	0.0	0.0
8	55.2	32.4	2.1	28.5	26.9	4.5	0.0	0.0
9	43.0	9.1	21.9	24.9	20.1	0.2	0.0	0.0
10	13.2	6.7	29.3	25.8	4.8	0.0	0.0	0.0
11	-1.3	19.6	25.7	14.2	0.0	0.0	0.0	0.0
12	-1.5	23.7	26.8	16.7	0.0	0.0	0.0	0.0

Attachment 3-A

Tranche: PPA_IN_solar + storage_4

Month/Hour	1	2	3	4	5	6	7	8	9	10
1	0.0	0.0	0.0	0.0	0.0	0.0	0.0	0.0	20.5	26.9
2	0.0	0.0	0.0	0.0	0.0	0.0	0.0	6.7	37.0	37.6
3	0.0	0.0	0.0	0.0	0.0	0.0	2.4	29.1	47.6	48.6
4	0.0	0.0	0.0	0.0	0.0	0.2	23.0	48.6	56.4	58.8
5	0.0	0.0	0.0	0.0	0.0	12.0	40.8	52.7	57.2	57.5
6	0.0	0.0	0.0	0.0	0.0	18.2	47.9	53.3	59.8	63.3
7	0.0	0.0	0.0	0.0	0.0	13.8	46.5	55.4	60.6	62.5
8	0.0	0.0	0.0	0.0	0.0	0.8	30.3	57.3	55.1	58.1
9	0.1	0.1	0.1	0.0	0.4	1.2	17.4	47.2	54.3	53.5
10	0.0	0.0	0.0	0.0	0.0	0.0	2.0	31.9	46.5	45.8
11	0.0	0.0	0.0	0.0	0.0	0.0	0.0	13.2	38.0	32.9
12	0.0	0.0	0.0	0.0	0.0	0.0	0.0	2.1	20.1	21.8

Attachment 3-A

Month/Hour	11	12	13	14	15	16	17	18	19	20
1	28.3	28.3	25.2	30.5	31.6	26.0	2.1	5.9	12.1	3.6
2	37.8	39.0	37.3	39.6	43.6	43.5	19.7	0.1	11.7	8.8
3	46.0	43.8	49.7	47.0	49.7	45.9	41.6	8.7	1.4	8.7
4	56.7	57.2	54.1	53.8	49.7	48.3	43.9	19.9	0.0	8.3
5	61.3	54.5	52.9	53.5	53.7	50.7	46.8	32.0	4.8	7.3
6	63.1	61.9	60.3	62.8	60.4	57.5	51.9	40.7	13.2	4.9
7	63.7	60.3	62.5	64.4	60.5	58.1	52.4	42.4	14.5	7.7
8	61.7	58.7	59.0	60.0	57.8	57.8	55.3	32.9	3.1	11.8
9	53.7	54.5	53.9	56.2	58.5	55.6	43.3	10.0	6.9	10.8
10	44.5	42.6	43.2	46.1	46.2	41.8	14.0	1.0	13.0	7.2
11	32.4	33.0	29.8	33.8	36.2	25.5	0.0	6.2	12.6	2.6
12	23.0	24.8	24.2	28.0	28.6	16.4	0.0	5.4	11.5	4.3

Attachment 3-A

Month/Hour	21	22	23	24	25	26	27	28	29	30
1	0.0	0.0	0.0	0.0	0.0	0.0	0.0	0.0	0.0	0.0
2	0.7	0.0	0.0	0.0	0.0	0.0	0.0	0.0	0.0	0.0
3	5.3	3.5	0.0	0.0	0.0	0.0	0.0	0.0	0.0	0.0
4	5.7	5.9	1.2	0.0	1.1	0.3	0.4	0.3	0.0	0.4
5	10.8	3.6	0.0	0.0	0.0	0.0	0.0	0.0	0.0	12.0
6	12.2	2.1	0.0	0.0	0.0	0.0	0.0	0.0	0.0	18.2
7	12.3	1.6	0.0	0.0	1.4	0.0	0.7	0.1	0.0	13.8
8	9.5	0.3	0.0	0.0	0.0	0.0	0.0	0.0	0.0	0.8
9	3.9	0.0	0.0	0.0	0.0	0.0	0.0	0.0	0.0	0.0
10	0.3	0.0	0.0	0.0	0.0	0.0	0.0	0.0	0.0	0.0
11	0.0	0.0	0.0	0.0	0.0	0.0	0.0	0.0	0.0	0.0
12	0.0	0.0	0.0	0.0	0.0	0.0	0.0	0.0	0.0	0.0

Attachment 3-A

Month/Hour	31	32	33	34	35	36	37	38	39	40
1	0.0	1.9	20.5	26.9	28.3	28.3	25.2	30.5	31.6	26.0
2	0.0	6.7	37.0	37.6	37.8	39.0	37.3	39.6	43.6	43.5
3	2.4	29.1	47.6	48.6	46.0	43.8	49.7	47.0	49.7	45.9
4	23.0	48.6	56.4	58.8	56.7	57.2	54.1	53.8	49.7	48.3
5	40.8	52.7	57.4	56.9	61.3	54.5	52.9	53.5	54.0	50.7
6	47.9	53.3	60.5	63.8	63.1	61.7	60.1	62.1	60.4	57.5
7	46.5	55.4	60.6	62.5	63.7	60.3	62.6	64.2	60.5	58.1
8	30.3	57.4	54.8	58.1	61.7	58.7	59.0	60.2	57.8	57.8
9	17.4	47.2	54.6	53.4	53.7	54.5	53.9	55.8	58.6	55.6
10	2.0	31.9	45.5	45.8	44.5	42.7	43.2	46.1	47.1	41.8
11	0.0	13.2	38.0	32.9	32.4	33.0	29.8	33.8	36.2	25.5
12	0.0	0.2	20.1	21.8	23.0	24.8	24.2	28.0	28.6	16.4

Attachment 3-A

Month/Hour	41	42	43	44	45	46	47	48	49	50
1	2.1	6.9	12.1	2.7	0.0	0.0	0.0	0.0	0.0	0.0
2	19.7	0.1	11.1	9.4	0.9	0.0	0.0	0.0	0.0	0.0
3	41.6	8.7	2.1	10.0	5.8	3.4	0.1	0.0	0.0	0.0
4	43.9	19.9	0.0	8.8	6.1	5.3	0.9	0.0	0.0	0.0
5	46.8	32.0	4.8	6.6	11.0	3.9	0.0	0.0	0.0	0.0
6	51.9	40.7	13.2	4.8	13.3	3.6	0.0	0.0	0.0	0.0
7	52.4	42.4	14.5	7.7	12.4	1.6	0.0	0.0	0.0	0.0
8	55.3	32.9	3.2	12.0	9.4	0.1	0.0	0.0	0.0	0.0
9	43.3	10.0	5.5	10.0	3.6	0.0	0.0	0.0	0.0	0.0
10	14.0	1.1	12.9	7.1	0.2	0.0	0.0	0.0	0.0	0.0
11	0.0	6.2	12.3	2.9	0.0	0.0	0.0	0.0	0.0	0.0
12	0.0	5.8	11.4	4.0	0.0	0.0	0.0	0.0	0.0	0.0

Attachment 3-A

Month/Hour	51	52	53	54	55	56	57	58	59	60
1	0.0	0.0	0.0	0.0	0.0	0.0	20.5	26.9	28.3	28.3
2	0.0	0.0	0.0	0.0	0.0	6.7	37.0	37.6	37.8	39.0
3	0.0	0.0	0.0	0.0	2.4	29.1	47.6	48.6	46.0	43.8
4	0.0	0.0	0.0	0.2	23.0	48.6	56.4	59.1	56.7	57.2
5	0.0	0.0	0.0	12.0	40.8	52.7	57.3	57.0	61.3	54.5
6	0.0	0.0	0.0	18.2	47.9	53.3	59.8	63.2	63.1	61.8
7	0.0	0.0	0.0	13.8	46.5	55.4	60.6	62.5	63.7	60.6
8	0.0	0.0	0.0	0.8	30.3	58.0	54.8	58.1	61.7	58.7
9	0.0	0.0	0.0	0.0	17.4	47.2	53.7	53.2	53.7	54.6
10	0.0	0.0	0.0	0.4	3.5	31.9	45.6	45.8	44.5	42.9
11	0.0	0.0	0.0	0.0	0.0	13.2	38.0	32.9	32.4	33.1
12	0.0	0.0	0.0	0.0	0.0	0.2	20.1	21.8	23.0	24.8

Attachment 3-A

Month/Hour	61	62	63	64	65	66	67	68	69	70
1	25.2	30.5	31.6	26.0	2.1	6.7	11.8	3.1	0.0	0.0
2	37.3	39.6	43.6	43.5	19.7	0.1	10.2	9.7	1.4	0.0
3	49.7	47.0	49.7	45.9	41.6	8.7	1.5	9.7	6.1	3.4
4	54.1	53.8	49.7	48.0	43.9	19.9	0.0	7.7	5.3	4.8
5	52.9	53.5	54.0	50.7	46.8	32.0	4.8	6.4	11.7	3.4
6	60.3	63.1	60.4	57.5	51.9	40.7	13.2	5.2	13.2	3.2
7	62.3	64.3	60.5	58.1	52.4	42.4	14.5	7.2	12.4	2.0
8	59.0	59.6	57.8	57.8	55.3	32.9	3.2	11.9	9.4	0.2
9	53.9	56.5	58.9	55.6	43.3	10.0	7.7	11.0	2.9	0.0
10	43.2	46.1	46.8	41.8	14.0	1.0	13.3	6.7	0.5	0.0
11	29.7	33.8	36.2	25.5	0.1	7.6	11.4	2.5	0.0	0.0
12	24.2	28.0	28.6	16.4	0.0	6.7	9.9	2.1	0.0	0.0

Attachment 3-A

Month/Hour	71	72	73	74	75	76	77	78	79	80
1	0.0	0.0	0.0	0.0	0.0	0.0	0.0	0.0	0.0	0.0
2	0.0	0.0	0.0	0.0	0.0	0.0	0.0	0.0	0.0	6.7
3	0.5	0.0	0.0	0.0	0.0	0.0	0.0	0.0	2.4	29.1
4	0.9	0.0	0.0	0.0	0.0	0.0	0.0	0.2	23.0	48.6
5	0.0	0.0	0.4	0.8	0.3	0.2	0.3	12.0	40.8	52.7
6	0.0	0.0	0.0	0.0	0.0	0.0	0.0	18.2	47.9	53.3
7	0.0	0.0	0.0	0.0	0.0	0.0	0.0	13.8	46.5	55.4
8	0.0	0.0	0.0	0.0	0.0	0.0	0.0	0.8	30.3	58.0
9	0.0	0.0	0.0	0.0	0.0	0.0	0.0	0.0	17.4	47.2
10	0.0	0.0	0.0	0.0	0.0	0.0	0.0	0.0	2.0	31.9
11	0.0	0.0	0.0	0.0	0.0	0.0	0.0	0.0	0.0	13.2
12	0.0	0.0	0.0	0.0	0.0	0.0	0.0	0.0	0.0	0.2

Attachment 3-A

Month/Hour	81	82	83	84	85	86	87	88	89	90
1	20.5	26.9	28.3	28.3	25.2	30.5	31.6	26.0	2.1	7.1
2	37.0	37.6	37.8	39.0	37.3	39.6	43.6	43.5	19.7	0.1
3	47.6	48.6	46.0	43.8	49.7	47.0	49.7	45.9	41.6	8.7
4	56.4	58.5	56.7	57.2	54.1	53.8	49.7	48.5	43.9	19.9
5	57.2	58.0	61.3	54.5	52.9	53.5	53.2	50.7	46.8	32.0
6	59.6	62.9	63.1	62.2	60.4	63.0	60.4	57.5	51.9	40.7
7	60.6	62.5	63.7	65.9	60.2	61.9	59.6	58.1	52.4	42.4
8	56.1	58.1	61.7	58.7	59.0	58.5	57.8	57.8	55.3	32.9
9	55.2	53.7	53.7	54.5	54.1	55.1	58.2	55.6	43.3	10.0
10	46.6	45.8	44.5	42.7	43.2	46.1	46.2	41.8	14.0	1.3
11	38.0	32.9	32.4	32.7	30.1	33.8	36.2	25.5	0.0	7.7
12	20.1	21.8	23.0	24.8	24.2	28.0	28.6	16.4	0.0	8.4

Attachment 3-A

Month/Hour	91	92	93	94	95	96	97	98	99	100
1	10.3	1.8	0.0	0.0	0.0	0.0	0.0	0.0	0.0	0.0
2	11.9	8.4	1.0	0.0	0.0	0.0	0.0	0.0	0.0	0.0
3	1.6	9.0	6.0	3.9	0.8	0.0	0.0	0.0	0.0	0.0
4	0.0	8.7	6.2	4.9	1.4	0.0	0.0	0.0	0.0	0.0
5	4.8	6.5	10.7	4.4	0.0	0.0	0.0	0.0	0.0	0.0
6	13.2	5.9	12.9	2.8	0.0	0.0	0.0	0.0	0.0	0.0
7	14.5	5.7	11.3	2.2	0.0	0.0	0.0	0.0	0.0	0.0
8	3.0	10.9	9.7	1.1	0.0	0.0	1.3	0.0	0.8	0.1
9	7.5	10.8	3.3	0.0	0.0	0.0	0.0	0.0	0.0	0.0
10	13.5	6.2	0.3	0.0	0.0	0.0	0.0	0.0	0.0	0.0
11	12.0	1.8	0.0	0.0	0.0	0.0	0.0	0.0	0.0	0.0
12	10.8	2.0	0.0	0.0	0.0	0.0	0.0	0.0	0.0	0.0

Attachment 3-A

Month/Hour	101	102	103	104	105	106	107	108	109	110
1	0.0	0.0	0.0	0.0	20.5	26.9	28.3	28.3	25.2	30.5
2	0.0	0.1	1.7	6.9	37.0	37.6	37.8	39.0	37.3	39.6
3	0.0	0.0	2.4	29.1	47.6	48.6	46.0	43.8	49.7	47.0
4	0.0	0.2	23.0	48.6	56.4	58.5	56.7	57.2	54.1	53.8
5	0.0	12.0	40.8	52.7	55.1	57.0	61.3	54.5	52.9	54.8
6	0.0	18.2	47.9	53.3	58.4	62.0	63.1	63.1	60.5	63.9
7	0.0	13.8	46.5	55.4	60.6	62.5	63.7	60.8	62.0	64.4
8	0.0	0.8	30.3	57.7	54.8	58.1	61.7	58.7	59.0	59.9
9	0.0	0.0	17.4	47.2	54.8	53.6	53.8	54.7	53.9	55.0
10	0.0	0.0	2.0	31.9	45.4	45.8	44.5	42.7	43.2	46.1
11	0.0	0.0	0.0	13.2	38.0	32.9	32.4	31.8	30.9	33.9
12	0.0	0.0	0.0	0.2	20.1	21.8	23.0	24.8	24.2	28.0

Attachment 3-A

Month/Hour	111	112	113	114	115	116	117	118	119	120
1	31.6	26.0	2.1	7.3	11.7	2.6	0.0	0.0	0.0	0.0
2	43.6	43.5	19.7	0.1	8.7	8.9	1.3	0.0	0.0	0.0
3	49.7	45.9	41.6	8.7	1.0	8.0	5.1	5.0	2.0	0.0
4	49.7	48.5	43.9	19.9	0.0	7.4	4.9	5.2	3.3	0.0
5	54.7	50.7	46.8	32.0	4.8	6.3	10.1	5.2	0.0	0.0
6	60.4	57.5	51.9	40.7	13.2	4.7	13.2	3.7	0.0	0.0
7	60.5	58.1	52.4	42.4	14.5	6.0	12.2	3.4	0.0	0.0
8	57.8	57.8	55.3	32.9	2.8	10.3	10.0	1.4	0.0	0.0
9	58.7	55.6	43.3	10.0	5.7	10.5	4.8	0.6	0.0	0.0
10	47.2	41.8	14.0	0.9	11.5	6.2	0.3	0.0	0.0	0.0
11	36.2	25.5	0.0	6.4	12.1	2.9	0.0	0.0	0.0	0.0
12	28.6	16.4	0.0	7.0	11.3	2.9	0.0	0.0	0.0	0.0

Attachment 3-A

Month/Hour	121	122	123	124	125	126	127	128	129	130
1	0.0	0.0	0.0	0.0	0.0	0.0	0.0	0.0	20.5	26.9
2	0.0	0.0	0.0	0.0	0.0	0.0	0.0	6.7	37.0	37.6
3	0.8	0.4	0.5	0.3	0.1	0.0	2.4	29.1	47.6	48.6
4	0.3	0.0	0.0	0.0	0.0	0.2	23.0	48.6	56.4	58.5
5	0.0	0.0	0.0	0.0	0.0	12.0	40.8	51.2	53.8	56.8
6	0.0	0.0	0.0	0.0	0.0	18.2	47.9	53.3	58.4	61.5
7	0.0	0.0	0.0	0.0	0.0	13.8	46.5	55.4	60.6	62.5
8	0.0	0.0	0.0	0.0	0.0	0.8	30.3	57.7	54.9	58.1
9	0.0	0.0	0.0	0.0	0.0	0.0	17.4	47.2	54.0	53.2
10	0.0	0.0	0.0	0.0	0.0	0.0	2.0	31.9	44.3	45.8
11	0.0	0.0	0.0	0.0	0.0	0.1	1.8	13.2	38.0	32.9
12	0.0	0.0	0.0	0.0	0.0	0.0	0.0	0.2	20.1	21.8

Attachment 3-A

Month/Hour	131	132	133	134	135	136	137	138	139	140
1	28.3	28.3	25.2	30.5	31.6	26.0	2.1	6.1	12.3	3.2
2	37.8	39.0	37.3	39.6	43.6	43.5	19.7	0.0	9.4	9.6
3	46.0	43.8	49.7	47.0	49.7	45.9	41.6	8.7	0.1	9.8
4	56.7	57.2	54.1	53.8	49.7	48.5	43.9	19.9	0.0	6.5
5	61.3	54.5	53.6	56.0	55.4	50.7	46.8	32.0	4.8	4.9
6	63.1	63.3	60.8	63.9	60.4	57.5	51.9	40.7	13.2	3.3
7	63.7	61.0	61.8	64.4	60.5	58.1	52.4	42.4	14.5	5.5
8	61.7	58.7	59.0	59.8	57.8	57.8	55.3	32.9	2.8	9.6
9	53.7	54.5	53.9	56.1	59.1	55.6	43.3	10.0	4.7	11.2
10	44.5	43.6	43.2	46.1	47.2	41.8	14.0	0.0	11.7	8.9
11	32.4	30.9	30.2	34.3	37.4	25.5	0.0	4.2	12.8	4.4
12	23.0	24.8	24.2	28.0	28.6	16.4	0.0	6.0	11.0	4.2

Attachment 3-A

Month/Hour	141	142	143	144	145	146	147	148	149	150
1	0.0	0.0	0.0	0.0	0.0	0.0	0.0	0.0	0.0	0.0
2	2.4	0.0	0.0	0.0	0.0	0.0	0.0	0.0	0.0	0.0
3	6.2	2.2	0.6	0.0	0.0	0.0	0.0	0.0	0.0	0.0
4	5.6	2.9	3.0	0.7	2.0	0.0	0.0	0.0	0.0	0.3
5	9.2	4.9	0.1	0.0	0.0	0.0	0.0	0.0	0.0	12.0
6	13.6	4.6	0.0	0.0	0.4	0.6	0.9	0.3	0.0	18.2
7	12.7	3.4	0.0	0.0	0.0	0.0	0.0	0.0	0.0	13.8
8	9.9	2.2	0.0	0.0	0.0	0.0	0.0	0.0	0.0	0.8
9	4.9	0.6	0.0	0.0	0.0	0.0	0.0	0.0	0.0	0.0
10	0.7	0.0	0.0	0.0	0.0	0.0	0.0	0.0	0.0	0.0
11	0.0	0.0	0.0	0.0	0.0	0.0	0.0	0.0	0.0	0.0
12	0.0	0.0	0.0	0.0	0.0	0.0	0.0	0.0	0.0	0.0

Attachment 3-A

Month/Hour	151	152	153	154	155	156	157	158	159	160
1	0.0	0.0	20.5	26.9	28.3	28.3	25.2	30.5	31.6	26.0
2	0.0	6.7	37.0	37.6	37.8	39.0	37.3	39.6	43.6	43.5
3	4.4	29.1	47.6	48.6	46.0	43.8	49.7	47.0	49.7	45.9
4	23.0	48.6	56.4	58.7	56.7	57.2	54.1	53.8	49.7	48.4
5	40.8	52.7	57.1	58.0	61.3	54.5	52.9	53.5	53.3	50.7
6	47.9	53.3	58.5	63.3	63.1	62.7	60.2	63.3	60.4	57.5
7	46.5	55.4	60.6	62.5	63.7	60.4	62.6	64.1	60.5	58.1
8	30.3	57.7	55.6	58.1	61.7	58.7	59.0	59.2	57.8	57.8
9	17.4	47.2	54.6	53.6	53.7	54.5	53.9	56.1	58.2	55.6
10	2.0	31.9	46.7	45.8	44.5	42.6	43.2	46.1	46.1	41.8
11	0.0	13.2	38.0	32.9	32.4	32.2	30.5	33.8	36.2	25.5
12	0.0	0.2	20.1	21.8	23.0	24.8	24.2	28.0	28.6	16.4

Attachment 3-A

Month/Hour	161	162	163	164	165	166	167	168
1	2.1	7.4	11.7	2.6	0.0	0.0	0.0	0.0
2	19.7	0.1	10.1	9.9	1.3	0.0	0.0	0.0
3	41.6	8.7	1.8	9.9	6.0	3.3	0.2	0.0
4	43.9	19.9	0.0	9.2	6.2	5.1	0.7	0.0
5	46.8	32.0	4.8	7.1	11.4	3.1	0.0	0.0
6	51.9	40.7	13.2	5.7	13.5	2.4	0.0	0.0
7	52.4	42.4	14.5	7.6	12.2	1.8	0.0	0.0
8	55.3	32.9	2.9	10.5	8.4	0.4	0.0	0.0
9	43.3	10.0	6.2	10.8	4.5	0.0	0.0	0.0
10	14.0	0.6	12.9	7.6	0.4	0.0	0.0	0.0
11	0.0	4.8	11.8	2.4	0.0	0.0	0.0	0.0
12	0.0	7.2	11.6	2.5	0.0	0.0	0.0	0.0

Attachment 3-A

Tranche: PPA_IN_solar + storage_5

Month/Hour	1	2	3	4	5	6	7	8	9	10
1	0.0	0.0	0.0	0.0	0.0	0.0	0.0	0.0	24.4	28.8
2	0.0	0.0	0.0	0.0	0.0	0.0	0.0	8.0	44.1	41.5
3	0.0	0.0	0.0	0.0	0.0	0.0	2.9	34.6	56.6	57.8
4	2.5	0.0	0.0	0.0	0.0	0.2	27.3	57.8	67.0	68.6
5	0.0	0.0	0.0	0.0	0.0	14.3	48.6	62.6	67.8	64.9
6	0.0	0.0	0.0	0.0	0.0	21.6	57.0	60.5	67.4	71.9
7	0.0	0.0	0.0	0.0	0.0	16.4	55.3	62.6	68.8	71.1
8	0.0	0.0	0.0	0.0	0.0	1.0	36.0	67.5	62.4	65.9
9	0.2	0.4	0.5	0.7	0.9	1.1	20.6	56.2	60.5	61.4
10	0.0	0.0	0.0	0.0	0.0	0.0	2.4	38.0	52.2	51.2
11	0.0	0.0	0.0	0.0	0.0	0.0	0.0	15.7	45.2	35.9
12	0.0	0.0	0.0	0.0	0.0	0.0	0.0	3.7	23.9	22.7

Attachment 3-A

Month/Hour	11	12	13	14	15	16	17	18	19	20
1	30.4	30.3	26.7	33.0	36.4	30.6	2.2	12.1	13.0	14.0
2	41.7	43.2	41.1	43.9	50.5	51.4	23.2	0.1	11.8	12.8
3	53.6	48.9	55.8	52.6	55.8	51.3	49.2	10.0	6.4	7.2
4	64.2	64.8	61.1	60.8	55.9	57.4	51.9	23.4	0.0	5.4
5	69.6	61.6	59.6	60.4	63.0	60.0	55.4	37.7	5.4	11.9
6	71.7	72.0	68.8	74.5	71.5	68.0	61.4	48.1	15.4	11.1
7	72.5	70.6	72.0	75.1	71.7	68.7	62.0	50.0	17.0	11.8
8	70.1	66.6	66.9	70.6	68.4	68.4	65.5	38.8	3.5	13.5
9	60.6	61.6	60.8	64.8	69.6	65.8	51.2	11.6	11.2	12.3
10	49.6	48.4	48.1	51.5	55.6	49.4	16.4	8.3	9.2	10.1
11	35.2	35.3	34.9	37.0	39.8	30.0	0.1	12.0	12.9	13.8
12	24.1	26.2	25.5	30.0	32.7	19.2	0.0	11.9	12.8	13.7

Attachment 3-A

Month/Hour	21	22	23	24	25	26	27	28	29	30
1	0.0	0.0	0.0	0.0	0.0	0.0	0.0	0.0	0.0	0.0
2	13.8	0.0	0.0	0.0	0.0	0.0	0.0	0.0	0.0	0.0
3	8.1	8.9	3.5	0.0	0.0	0.0	0.0	0.0	0.0	0.0
4	6.3	7.2	8.2	0.0	8.3	0.4	0.5	0.7	0.9	1.3
5	13.0	14.2	0.0	0.0	0.0	0.0	0.0	0.0	0.0	14.3
6	12.3	11.5	0.0	0.0	0.0	0.0	0.0	0.0	0.0	21.6
7	13.0	14.4	0.0	0.0	0.6	0.8	1.1	1.3	0.0	16.4
8	14.8	10.6	0.0	0.0	0.0	0.0	0.0	0.0	0.0	1.0
9	13.3	2.2	0.0	0.0	0.0	0.0	0.0	0.0	0.0	0.0
10	11.0	0.0	0.0	0.0	0.0	0.0	0.0	0.0	0.0	0.0
11	0.0	0.0	0.0	0.0	0.0	0.0	0.0	0.0	0.0	0.0
12	0.0	0.0	0.0	0.0	0.0	0.0	0.0	0.0	0.0	0.0

Attachment 3-A

Month/Hour	31	32	33	34	35	36	37	38	39	40
1	0.0	3.5	24.4	28.8	30.4	30.3	26.7	33.0	36.4	30.6
2	0.0	8.0	44.1	41.5	41.7	43.2	41.1	43.9	50.5	51.4
3	2.9	34.6	56.6	55.4	52.0	52.5	55.8	52.6	55.8	51.3
4	27.3	57.8	67.0	68.6	64.2	64.8	61.1	60.8	55.9	57.4
5	48.6	62.6	67.8	64.9	69.6	61.6	59.6	60.4	63.0	60.0
6	57.0	60.6	68.0	72.4	71.7	70.8	69.0	74.6	71.5	68.0
7	55.3	62.6	68.8	71.1	72.5	71.4	72.8	73.6	71.7	68.7
8	36.0	67.5	62.1	65.9	70.1	66.6	66.9	70.8	68.4	68.4
9	20.6	56.2	60.3	61.7	61.7	61.8	61.2	63.3	69.4	65.8
10	2.4	38.0	51.9	51.2	49.6	48.4	48.1	51.5	55.8	49.4
11	0.0	15.7	45.2	35.9	35.2	35.3	34.9	37.0	39.8	30.0
12	0.0	0.2	23.9	23.0	24.1	26.2	25.5	30.0	32.4	19.2

Attachment 3-A

Month/Hour	41	42	43	44	45	46	47	48	49	50
1	2.2	12.1	13.0	14.0	0.0	0.0	0.0	0.0	0.0	0.0
2	23.2	0.1	11.8	12.8	13.8	0.0	0.0	0.0	0.0	0.0
3	49.2	10.0	7.2	8.0	8.9	9.8	4.6	0.0	0.0	0.0
4	51.9	23.4	0.0	6.4	7.4	8.4	9.3	0.0	6.0	0.0
5	55.4	37.7	5.4	11.9	13.0	14.2	0.0	0.0	0.0	0.0
6	61.4	48.1	15.4	11.8	13.0	14.4	0.0	0.0	0.0	0.0
7	62.0	50.0	17.0	11.8	13.0	14.4	0.0	0.0	0.0	0.0
8	65.5	38.8	3.8	12.2	13.3	13.1	0.0	0.0	0.0	0.0
9	51.2	11.6	10.6	11.6	12.6	0.0	0.0	0.0	0.0	0.0
10	16.4	8.3	9.2	10.1	11.0	0.0	0.0	0.0	0.0	0.0
11	0.0	12.0	12.9	13.8	0.0	0.0	0.0	0.0	0.0	0.0
12	0.0	11.9	12.8	13.7	0.0	0.0	0.0	0.0	0.0	0.0

Attachment 3-A

Month/Hour	51	52	53	54	55	56	57	58	59	60
1	0.0	0.0	0.0	0.0	0.0	0.0	24.4	28.8	30.4	30.3
2	0.0	0.0	0.0	0.0	0.0	8.0	44.1	41.5	41.7	43.2
3	0.0	0.0	0.0	0.0	2.9	34.6	56.6	57.8	53.6	48.9
4	0.0	0.0	0.0	0.2	27.3	57.8	67.0	68.6	64.2	64.8
5	0.0	0.0	0.0	14.3	48.6	62.6	67.0	64.9	69.6	61.6
6	0.0	0.0	0.0	21.6	57.0	60.2	67.4	71.7	71.7	73.0
7	0.0	0.0	0.0	16.4	55.3	62.6	68.8	71.1	72.5	70.9
8	0.0	0.0	0.0	1.0	36.0	69.0	62.1	65.9	70.1	66.6
9	0.0	0.0	0.0	0.0	20.6	56.2	59.5	60.6	61.5	61.9
10	0.0	0.0	0.0	1.7	4.3	38.0	52.1	51.2	49.6	48.2
11	0.0	0.0	0.0	0.0	0.0	15.7	45.2	35.9	35.2	37.1
12	0.0	0.0	0.0	0.0	0.0	0.2	23.9	22.7	24.1	26.2

Attachment 3-A

Month/Hour	61	62	63	64	65	66	67	68	69	70
1	26.7	33.0	36.4	30.6	2.2	12.1	13.0	14.0	0.0	0.0
2	41.1	43.9	50.5	51.4	23.2	0.1	11.8	12.8	13.8	0.0
3	55.8	52.6	55.8	51.3	49.2	10.0	7.2	8.0	8.9	9.8
4	61.1	60.8	55.9	57.4	51.9	23.4	0.0	6.3	7.2	8.2
5	59.6	60.4	63.7	60.0	55.4	37.7	5.4	11.9	13.0	14.2
6	69.0	74.0	71.5	68.0	61.4	48.1	15.4	11.8	13.0	14.4
7	72.2	74.6	71.7	68.7	62.0	50.0	17.0	11.8	13.0	14.4
8	66.9	69.5	68.4	68.4	65.5	38.8	3.8	13.5	14.7	10.6
9	61.9	64.5	69.5	65.8	51.2	11.6	12.0	13.0	14.1	0.0
10	48.1	51.5	55.8	49.4	16.4	8.3	9.2	10.1	11.0	0.0
11	33.2	37.0	39.8	30.0	0.1	12.0	12.9	13.8	0.0	0.0
12	25.5	30.0	32.7	19.2	0.0	11.0	11.9	11.0	0.0	0.0

Attachment 3-A

Month/Hour	71	72	73	74	75	76	77	78	79	80
1	0.0	0.0	0.0	0.0	0.0	0.0	0.0	0.0	0.0	0.0
2	0.0	0.0	0.0	0.0	0.0	0.0	0.0	0.0	0.0	8.0
3	4.7	0.0	0.0	0.0	0.0	0.0	0.0	0.0	2.9	34.6
4	7.7	0.0	5.1	0.0	0.0	0.0	0.0	0.2	27.3	57.8
5	0.0	0.0	0.4	0.6	0.8	1.0	1.2	14.3	48.6	62.6
6	0.0	0.0	0.0	0.0	0.0	0.0	0.0	21.6	57.0	60.2
7	0.0	0.0	0.0	0.0	0.0	0.0	0.0	16.4	55.3	62.6
8	0.0	0.0	0.0	0.0	0.0	0.0	0.0	1.0	36.0	69.0
9	0.0	0.0	0.0	0.0	0.0	0.0	0.0	0.0	20.6	56.2
10	0.0	0.0	0.0	0.0	0.0	0.0	0.0	0.0	2.4	38.0
11	0.0	0.0	0.0	0.0	0.0	0.0	0.0	0.0	0.0	15.7
12	0.0	0.0	0.0	0.0	0.0	0.0	0.0	0.0	0.0	0.2

Attachment 3-A

Month/Hour	81	82	83	84	85	86	87	88	89	90
1	24.4	28.8	30.4	30.3	26.7	33.0	36.4	30.6	2.2	11.3
2	44.1	41.5	41.7	43.2	41.1	43.9	50.5	51.4	23.2	0.1
3	56.6	57.8	53.6	48.9	55.8	52.6	55.8	51.3	49.2	10.0
4	67.0	68.6	64.2	64.8	61.1	60.8	55.9	57.4	51.9	23.4
5	67.3	64.8	69.6	61.6	59.6	60.4	63.6	60.0	55.4	37.7
6	67.0	71.2	71.7	72.5	69.8	74.5	71.5	68.0	61.4	48.1
7	68.8	71.1	72.5	79.3	71.1	71.8	68.3	67.0	62.0	50.0
8	62.8	65.9	70.1	66.6	66.9	68.8	68.4	68.4	65.5	38.8
9	60.8	61.7	61.9	62.4	61.4	62.3	69.0	65.8	51.2	11.6
10	52.9	51.2	49.6	48.8	48.1	51.5	54.6	49.4	16.4	8.3
11	45.2	35.9	35.2	35.3	34.9	37.0	39.8	30.0	0.0	12.0
12	23.9	22.7	24.1	26.2	25.5	30.0	32.7	19.2	0.0	11.9

Attachment 3-A

Month/Hour	91	92	93	94	95	96	97	98	99	100
1	12.2	11.2	0.0	0.0	0.0	0.0	0.0	0.0	0.0	0.0
2	11.8	12.8	13.8	0.0	0.0	0.0	0.0	0.0	0.0	0.0
3	7.2	8.0	8.9	9.8	4.7	0.0	0.0	0.0	0.0	0.0
4	0.0	7.4	8.3	9.3	10.3	0.0	2.5	0.0	0.0	0.0
5	5.4	11.9	13.0	14.2	0.0	0.0	0.0	0.0	0.0	0.0
6	15.4	11.8	13.0	14.4	0.0	0.0	0.0	0.0	0.0	0.0
7	17.0	10.3	11.6	12.9	0.0	0.0	0.0	0.0	0.0	0.0
8	3.3	11.8	13.0	14.2	0.0	0.0	0.7	0.8	1.1	1.3
9	12.0	13.0	14.1	0.0	0.0	0.0	0.0	0.0	0.0	0.0
10	9.2	10.1	11.0	0.0	0.0	0.0	0.0	0.0	0.0	0.0
11	12.9	13.8	0.0	0.0	0.0	0.0	0.0	0.0	0.0	0.0
12	12.8	13.7	0.0	0.0	0.0	0.0	0.0	0.0	0.0	0.0

Attachment 3-A

Month/Hour	101	102	103	104	105	106	107	108	109	110
1	0.0	0.0	0.0	0.0	24.4	28.8	30.4	30.3	26.7	33.0
2	0.0	1.0	1.2	9.3	44.1	41.5	41.7	43.2	41.1	57.8
3	0.0	0.0	2.9	34.6	56.6	57.8	53.6	48.9	55.8	52.6
4	0.0	0.2	27.3	57.8	67.0	68.6	64.2	64.8	61.1	60.8
5	0.0	14.3	48.6	62.6	62.5	64.6	69.6	61.6	60.6	62.6
6	0.0	21.6	57.0	60.2	66.2	70.9	71.7	72.3	69.8	75.7
7	0.0	16.4	55.3	62.6	68.8	71.1	72.5	70.6	72.0	75.1
8	0.0	1.0	36.0	67.8	62.2	65.9	70.1	66.6	66.9	70.4
9	0.0	0.0	20.6	56.2	60.8	62.3	62.4	61.8	61.3	62.2
10	0.0	0.0	2.4	38.0	51.3	51.2	49.6	49.0	48.1	51.5
11	0.0	0.0	0.0	15.7	45.2	35.9	35.2	34.7	34.2	38.2
12	0.0	0.0	0.0	0.2	23.9	22.7	24.1	26.2	25.5	30.0

Attachment 3-A

Month/Hour	111	112	113	114	115	116	117	118	119	120
1	36.4	30.6	2.2	12.1	13.0	14.0	0.0	0.0	0.0	0.0
2	44.8	43.0	23.2	0.1	11.0	12.0	11.0	0.0	0.0	0.0
3	55.8	51.3	49.2	10.0	6.0	6.8	7.6	8.5	9.3	0.0
4	55.9	57.4	51.9	23.4	0.0	5.4	6.3	7.2	8.2	0.0
5	64.8	60.0	55.4	37.7	5.4	11.1	12.2	13.4	2.3	0.0
6	71.5	68.0	61.4	48.1	15.4	11.8	13.0	14.4	0.0	0.0
7	71.7	68.7	62.0	50.0	17.0	11.8	13.0	14.4	0.0	0.0
8	68.4	68.4	65.5	38.8	3.0	11.9	13.0	14.2	0.0	0.0
9	68.7	65.8	51.2	11.6	9.1	10.1	11.2	8.4	0.0	0.0
10	55.8	49.4	16.4	6.6	8.9	9.8	8.8	0.0	0.0	0.0
11	39.8	30.0	0.0	12.0	12.9	13.8	0.0	0.0	0.0	0.0
12	32.7	19.2	0.0	11.9	12.8	13.7	0.0	0.0	0.0	0.0

Attachment 3-A

Month/Hour	121	122	123	124	125	126	127	128	129	130
1	0.0	0.0	0.0	0.0	0.0	0.0	0.0	0.0	24.4	28.8
2	0.0	0.0	0.0	0.0	0.0	0.0	0.0	8.0	44.1	41.5
3	0.3	0.4	0.6	0.7	0.8	1.0	2.9	34.6	56.6	54.0
4	10.2	0.0	0.0	0.0	0.0	0.2	27.3	57.8	67.0	68.6
5	0.0	0.0	0.0	0.0	0.0	14.3	48.6	58.0	61.6	64.4
6	0.0	0.0	0.0	0.0	0.0	21.6	57.0	60.2	66.2	70.0
7	0.0	0.0	0.0	0.0	0.0	16.4	55.3	62.6	68.8	71.1
8	0.0	0.0	0.0	0.0	0.0	1.0	36.0	68.4	62.3	65.9
9	0.0	0.0	0.0	0.0	0.0	0.0	20.6	56.2	59.6	60.5
10	0.0	0.0	0.0	0.0	0.0	0.0	2.4	38.0	48.7	51.2
11	0.0	0.0	0.0	0.0	0.0	1.7	1.9	15.7	45.2	35.9
12	0.0	0.0	0.0	0.0	0.0	0.0	0.0	0.2	23.9	22.7

Attachment 3-A

Month/Hour	131	132	133	134	135	136	137	138	139	140
1	30.4	30.3	26.7	33.0	36.4	30.6	2.2	12.1	13.0	14.0
2	41.7	43.2	41.1	54.3	46.2	45.1	23.2	0.0	11.9	12.8
3	51.1	54.6	55.8	52.6	55.8	51.3	49.2	10.0	0.6	3.8
4	64.2	64.8	61.1	60.8	55.9	57.4	51.9	23.4	0.0	2.5
5	69.6	61.6	62.9	64.7	65.5	60.0	55.4	37.7	5.4	9.0
6	71.7	71.6	71.5	75.7	71.5	68.0	61.4	48.1	15.4	11.8
7	72.5	70.8	72.1	74.9	71.7	68.7	62.0	50.0	17.0	11.8
8	70.1	66.6	66.9	69.9	68.4	68.4	65.5	38.8	3.0	11.9
9	60.6	61.6	61.4	65.6	70.0	65.8	51.2	11.6	8.2	9.2
10	49.6	51.4	48.1	51.5	55.8	49.4	16.4	0.0	11.8	12.8
11	35.2	33.4	32.8	38.7	42.0	30.0	0.0	12.0	12.9	13.8
12	24.1	26.2	25.5	30.0	32.7	19.2	0.0	11.9	12.8	13.7

Attachment 3-A

Month/Hour	141	142	143	144	145	146	147	148	149	150
1	0.0	0.0	0.0	0.0	0.0	0.0	0.0	0.0	0.0	0.0
2	13.8	0.0	0.0	0.0	0.0	0.0	0.0	0.0	0.0	0.0
3	4.6	5.4	6.2	0.0	1.4	0.0	0.0	0.0	0.0	0.0
4	3.3	4.2	5.1	6.0	7.0	0.0	1.5	1.7	0.0	4.9
5	10.0	11.1	4.5	0.0	0.0	0.0	0.0	0.0	0.0	14.3
6	13.0	14.4	0.0	0.0	0.3	0.6	0.8	1.0	1.2	21.6
7	13.0	14.4	0.0	0.0	0.0	0.0	0.0	0.0	0.0	16.4
8	13.0	14.2	0.0	0.0	0.0	0.0	0.0	0.0	0.0	1.0
9	10.2	11.2	0.0	0.0	0.0	0.0	0.0	0.0	0.0	0.0
10	13.8	0.0	0.0	0.0	0.0	0.0	0.0	0.0	0.0	0.0
11	0.0	0.0	0.0	0.0	0.0	0.0	0.0	0.0	0.0	0.0
12	0.0	0.0	0.0	0.0	0.0	0.0	0.0	0.0	0.0	0.0

Attachment 3-A

Month/Hour	151	152	153	154	155	156	157	158	159	160
1	0.0	0.0	24.4	28.8	30.4	30.3	26.7	33.0	36.4	30.6
2	0.0	8.0	44.1	41.5	41.7	43.2	41.1	43.9	50.5	51.4
3	16.1	34.6	56.6	57.8	53.6	48.9	55.8	52.6	55.8	51.3
4	27.3	57.8	67.0	68.6	64.2	64.8	61.1	60.8	55.9	57.4
5	48.6	62.6	66.2	65.1	69.6	61.6	60.2	61.2	62.8	60.0
6	57.0	60.2	67.1	71.9	71.7	73.2	68.8	74.0	71.5	68.0
7	55.3	62.6	68.8	71.1	72.5	71.4	72.8	73.5	71.7	68.7
8	36.0	68.4	62.4	65.9	70.1	66.6	67.0	69.7	68.4	68.4
9	20.6	56.2	60.7	61.7	61.0	61.6	60.8	64.2	69.4	65.8
10	2.4	38.0	52.9	51.2	49.6	47.4	48.1	51.5	55.8	49.4
11	0.0	15.7	45.2	35.9	35.2	35.3	34.9	37.0	39.8	30.0
12	0.0	0.2	23.9	22.7	24.1	26.2	25.5	30.0	32.7	19.2

Attachment 3-A

Month/Hour	161	162	163	164	165	166	167	168
1	2.2	12.1	13.0	14.0	0.0	0.0	0.0	0.0
2	23.2	0.1	11.8	12.8	13.8	0.0	0.0	0.0
3	49.2	10.0	7.4	8.3	9.1	10.0	3.7	0.0
4	51.9	23.4	0.0	7.4	8.3	9.3	10.3	0.0
5	55.4	37.7	5.4	11.9	13.0	14.2	0.0	0.0
6	61.4	48.1	15.4	11.8	13.0	14.4	0.0	0.0
7	62.0	50.0	17.0	11.8	13.0	14.4	0.0	0.0
8	65.5	38.8	3.2	11.1	12.3	11.3	0.0	0.0
9	51.2	11.6	11.0	12.1	13.2	2.8	0.0	0.0
10	16.4	8.3	9.2	10.1	11.0	0.0	0.0	0.0
11	0.0	11.2	12.0	11.0	0.0	0.0	0.0	0.0
12	0.0	11.9	12.8	13.7	0.0	0.0	0.0	0.0

Attachment 3-A

Tranche: PPA_IN_Wind + Solar + Storage_1

Month/Hour	1	2	3	4	5	6	7	8	9	10
1	47.7	45.3	40.9	37.7	36.4	34.3	30.6	27.2	29.8	39.0
2	45.7	44.0	40.9	38.6	37.7	36.2	33.6	31.3	38.8	48.7
3	29.8	30.2	29.8	29.6	29.7	29.5	27.2	28.2	39.7	43.1
4	31.4	31.5	30.9	30.6	30.8	30.5	29.8	37.3	43.4	44.7
5	25.1	25.5	25.2	25.0	25.1	25.1	30.8	38.9	41.6	41.7
6	26.9	27.1	25.7	25.9	26.7	27.9	36.5	40.5	38.6	37.8
7	19.2	19.4	18.4	18.6	19.1	19.6	26.9	33.9	33.6	34.0
8	15.6	15.7	15.0	15.1	15.5	15.7	18.8	29.3	31.1	31.9
9	25.5	25.8	25.4	25.0	24.5	24.2	24.0	33.3	42.2	44.3
10	33.5	33.9	33.3	32.6	31.6	31.2	30.3	32.6	43.7	45.6
11	39.1	39.7	38.8	37.8	36.4	35.8	34.5	32.5	39.3	44.8
12	46.3	44.5	41.0	38.5	37.5	35.8	32.9	31.1	32.5	39.6

Attachment 3-A

Month/Hour	11	12	13	14	15	16	17	18	19	20
1	42.3	40.1	37.3	34.9	32.9	32.6	31.2	26.0	25.2	27.8
2	50.6	49.4	47.2	44.9	43.4	43.3	43.7	34.3	30.7	32.4
3	45.1	47.4	48.9	49.1	48.6	49.0	50.1	45.0	35.1	32.4
4	45.2	49.3	50.5	51.2	51.5	54.1	53.6	50.2	39.4	33.8
5	43.3	46.4	47.1	47.2	48.2	48.9	47.6	43.9	37.0	31.0
6	39.1	41.8	45.1	46.5	48.1	48.4	47.3	44.8	40.2	31.0
7	38.4	37.9	40.6	41.0	43.1	42.8	41.3	39.0	33.6	24.3
8	33.9	35.4	37.4	38.6	39.1	38.7	37.3	34.5	25.2	18.3
9	44.1	43.9	44.6	44.9	44.9	44.1	41.6	35.7	26.1	24.1
10	44.7	43.3	43.5	42.8	43.5	42.7	38.7	30.9	26.9	28.6
11	42.2	40.3	41.5	40.1	39.3	40.4	32.2	29.0	29.3	31.8
12	42.0	40.4	38.1	36.3	35.3	34.9	30.7	29.0	29.3	31.4

Attachment 3-A

Month/Hour	21	22	23	24	25	26	27	28	29	30
1	27.1	28.2	29.2	30.6	47.7	45.3	40.9	37.7	36.4	34.3
2	34.5	31.9	32.6	33.6	45.7	44.0	40.9	38.6	37.7	36.2
3	33.0	32.8	31.3	30.7	29.8	30.2	29.8	29.6	29.7	29.5
4	34.3	34.0	33.7	32.2	32.7	31.6	31.1	30.8	31.0	30.7
5	29.4	29.3	25.7	25.9	25.1	25.5	25.2	25.0	25.1	25.1
6	26.8	27.2	25.2	26.7	26.9	27.1	25.7	25.9	26.7	27.9
7	20.4	21.0	18.1	19.1	19.4	19.6	18.7	18.8	19.1	19.6
8	17.7	16.9	14.7	15.5	15.6	15.7	15.0	15.1	15.5	15.7
9	25.2	23.0	22.5	24.5	25.4	25.7	25.3	24.9	24.3	24.0
10	30.4	28.6	28.6	32.0	33.5	33.9	33.3	32.6	31.6	31.2
11	30.8	32.0	32.0	36.9	39.1	39.7	38.8	37.8	36.4	35.8
12	30.2	31.0	31.8	32.9	46.3	44.5	41.0	38.5	37.5	35.8

Attachment 3-A

Month/Hour	31	32	33	34	35	36	37	38	39	40
1	30.6	28.1	29.8	39.0	42.3	40.1	37.3	34.9	32.9	32.6
2	33.6	31.3	38.8	48.7	50.6	49.4	47.2	44.9	43.4	43.3
3	27.2	28.2	39.7	43.1	45.1	47.4	48.9	49.1	48.6	49.0
4	29.8	37.3	43.4	44.7	45.2	49.3	50.5	51.2	51.5	54.1
5	30.8	38.9	41.6	41.7	43.3	46.4	47.1	47.2	48.2	48.9
6	36.5	40.5	38.7	38.1	39.1	41.5	45.1	46.5	48.1	48.4
7	26.9	33.9	33.6	34.0	39.4	37.7	40.4	40.5	43.0	42.8
8	18.8	29.3	31.0	31.9	33.9	35.4	37.4	38.7	39.1	38.7
9	24.0	33.3	42.2	44.4	44.4	44.0	44.7	44.5	44.9	44.1
10	30.3	32.6	43.7	45.6	44.7	43.1	43.5	42.8	43.8	42.7
11	34.5	32.5	39.3	44.8	42.2	40.3	41.5	40.1	39.3	40.4
12	32.9	30.2	32.5	39.7	42.0	40.4	38.1	36.3	35.2	34.9

Attachment 3-A

Month/Hour	41	42	43	44	45	46	47	48	49	50
1	31.2	26.0	25.2	27.8	27.1	28.2	29.2	30.6	47.7	45.3
2	43.7	34.3	30.7	32.4	34.5	31.9	32.6	33.6	45.7	44.0
3	50.1	45.0	35.3	32.7	33.3	33.0	31.5	30.7	29.8	30.2
4	53.6	50.2	39.4	34.0	34.6	34.2	34.0	32.2	32.2	31.5
5	47.6	43.9	37.0	31.0	29.4	29.3	25.7	25.9	25.1	25.5
6	47.3	44.8	40.2	31.2	27.0	27.9	25.2	26.7	26.9	27.1
7	41.3	39.0	33.6	24.3	20.4	21.0	18.1	19.1	19.2	19.4
8	37.3	34.5	25.2	17.9	17.3	17.7	14.7	15.5	15.6	15.7
9	41.6	35.7	25.9	23.9	25.0	22.5	22.5	24.5	25.4	25.7
10	38.7	30.9	26.9	28.6	30.4	28.6	28.6	32.0	33.5	33.9
11	32.2	29.0	29.3	31.8	30.8	32.0	32.0	36.9	39.1	39.7
12	30.7	29.0	29.3	31.4	30.2	31.0	31.8	32.9	46.3	44.5

Attachment 3-A

Month/Hour	51	52	53	54	55	56	57	58	59	60
1	40.9	37.7	36.4	34.3	30.6	27.2	29.8	39.0	42.3	40.1
2	40.9	38.6	37.7	36.2	33.6	31.3	38.8	48.7	50.6	49.4
3	29.8	29.6	29.7	29.5	27.2	28.2	39.7	43.1	45.1	47.4
4	30.9	30.6	30.8	30.5	29.8	37.3	43.4	44.7	45.2	49.3
5	25.2	25.0	25.1	25.1	30.8	38.9	41.4	41.7	43.3	46.4
6	25.7	25.9	26.7	27.9	36.5	40.3	38.6	37.9	39.1	42.1
7	18.4	18.6	19.1	19.6	26.9	33.9	33.6	34.0	39.0	37.9
8	15.0	15.1	15.5	15.7	18.8	29.7	31.1	31.9	33.9	35.4
9	25.3	24.9	24.3	24.0	24.0	33.3	41.9	44.1	44.4	44.0
10	33.3	32.6	31.6	31.7	30.8	32.6	43.7	45.6	44.7	43.0
11	38.8	37.8	36.4	35.8	34.5	32.5	39.3	44.8	42.2	40.7
12	41.0	38.5	37.5	35.8	32.9	30.2	32.5	39.6	42.0	40.4

Attachment 3-A

Month/Hour	61	62	63	64	65	66	67	68	69	70
1	37.3	34.9	32.9	32.6	31.2	26.0	25.2	27.8	27.1	28.2
2	47.2	44.9	43.4	43.3	43.7	34.3	30.7	32.4	34.5	31.9
3	48.9	49.1	48.6	49.0	50.1	45.0	35.3	32.7	33.3	33.0
4	50.5	51.2	51.5	54.1	53.6	50.2	39.3	34.0	34.5	34.2
5	47.1	47.2	48.3	48.9	47.6	43.9	37.0	31.0	29.4	29.3
6	45.1	46.3	48.1	48.4	47.3	44.8	40.2	31.2	27.0	27.9
7	40.7	40.7	42.6	42.8	41.3	39.0	33.6	24.3	20.4	21.0
8	37.4	38.3	39.1	38.7	37.3	34.5	25.2	18.0	17.4	17.4
9	44.9	44.8	45.0	44.1	41.6	35.7	26.2	24.3	25.4	22.5
10	43.5	42.8	43.8	42.7	38.7	30.9	26.9	28.6	30.4	28.6
11	41.1	40.1	39.3	40.4	32.2	29.0	29.3	31.8	30.8	32.0
12	38.1	36.3	35.3	34.9	30.7	28.6	29.0	30.9	30.2	31.0

Attachment 3-A

Month/Hour	71	72	73	74	75	76	77	78	79	80
1	29.2	30.6	47.7	45.3	40.9	37.7	36.4	34.3	30.6	27.2
2	32.6	33.6	45.7	44.0	40.9	38.6	37.7	36.2	33.6	31.3
3	31.5	30.7	29.8	30.2	29.8	29.6	29.7	29.5	27.2	28.2
4	33.6	32.2	32.0	31.5	30.9	30.6	30.8	30.5	29.8	37.3
5	25.7	25.9	25.3	25.7	25.3	25.2	25.3	25.1	30.8	38.9
6	25.2	26.7	26.9	27.1	25.7	25.9	26.7	27.9	36.5	40.3
7	18.1	19.1	19.2	19.4	18.4	18.6	19.1	19.6	26.9	33.9
8	14.7	15.5	15.6	15.7	15.0	15.1	15.5	15.7	18.8	29.7
9	22.5	24.5	25.4	25.7	25.3	24.9	24.3	24.0	24.0	33.3
10	28.6	32.0	33.5	33.9	33.3	32.6	31.6	31.2	30.3	32.6
11	32.0	36.9	39.1	39.7	38.8	37.8	36.4	35.8	34.5	32.5
12	31.8	32.9	46.3	44.5	41.0	38.5	37.5	35.8	32.9	30.2

Attachment 3-A

Month/Hour	81	82	83	84	85	86	87	88	89	90
1	29.8	39.0	42.3	40.1	37.3	34.9	32.9	32.6	31.2	25.8
2	38.8	48.7	50.6	49.4	47.2	44.9	43.4	43.3	43.7	34.3
3	39.7	43.1	45.1	47.4	48.9	49.1	48.6	49.0	50.1	45.0
4	43.4	44.6	45.2	49.3	50.5	51.2	51.5	54.1	53.6	50.2
5	41.5	41.6	43.3	46.4	47.1	47.2	48.3	48.9	47.6	43.9
6	38.4	37.7	39.1	41.9	45.2	46.6	48.1	48.4	47.3	44.8
7	34.5	34.7	35.8	40.5	40.7	40.7	42.1	42.3	41.3	39.0
8	31.4	31.9	33.9	35.4	37.4	38.0	39.1	38.7	37.3	34.5
9	42.3	44.4	44.4	44.1	44.8	44.3	44.8	44.1	41.6	35.7
10	43.8	45.6	44.7	43.4	43.5	42.8	43.4	42.7	38.7	30.9
11	39.3	44.8	42.2	40.3	41.5	40.1	39.3	40.4	32.2	29.0
12	32.5	39.6	42.0	40.4	38.1	36.3	35.3	34.9	30.9	28.9

Attachment 3-A

Month/Hour	91	92	93	94	95	96	97	98	99	100
1	25.0	27.1	27.1	28.2	29.2	30.6	47.7	45.3	40.9	37.7
2	30.7	32.4	34.5	31.9	32.6	33.6	45.7	44.0	40.9	38.6
3	35.3	32.7	33.3	33.0	31.5	30.7	29.8	30.2	29.8	29.6
4	39.4	34.2	34.8	34.4	34.2	32.2	31.4	31.5	30.9	30.6
5	37.0	31.0	29.4	29.3	25.7	25.9	25.1	25.5	25.2	25.0
6	40.2	31.2	27.0	27.9	25.2	26.7	26.9	27.1	25.7	25.9
7	33.6	23.9	20.0	20.7	18.1	19.1	19.2	19.4	18.4	18.6
8	25.1	17.9	17.3	17.8	14.7	15.5	15.8	15.9	15.3	15.4
9	26.1	24.1	25.2	22.9	22.5	24.5	25.4	25.7	25.3	24.9
10	26.9	28.6	30.4	28.6	28.6	32.0	33.5	33.9	33.3	32.6
11	29.3	31.9	30.8	32.0	32.0	36.9	39.1	39.7	38.8	37.8
12	29.3	31.4	30.2	31.0	31.8	32.9	46.3	44.5	41.0	38.5

Attachment 3-A

Month/Hour	101	102	103	104	105	106	107	108	109	110
1	36.4	34.3	30.6	27.2	29.8	39.0	42.3	40.1	37.3	34.9
2	37.7	36.5	33.9	31.6	38.8	48.7	50.6	49.4	47.2	44.9
3	29.7	29.5	27.2	28.2	39.7	43.1	45.1	47.4	48.9	49.1
4	30.8	30.5	29.8	37.3	43.4	44.6	45.2	49.3	50.5	51.2
5	25.1	25.1	30.8	38.9	40.5	41.5	43.3	46.4	47.3	47.6
6	26.7	27.9	36.5	40.3	38.0	37.6	39.1	41.9	45.3	47.1
7	19.1	19.6	26.9	33.9	33.6	34.0	41.2	37.7	40.4	40.5
8	15.5	15.7	18.8	29.4	31.1	31.9	33.9	35.4	37.4	38.6
9	24.3	24.0	24.0	33.3	42.4	44.6	44.7	44.0	44.7	44.3
10	31.6	31.2	30.3	32.6	43.5	45.6	44.7	43.2	43.5	42.8
11	36.4	35.8	34.5	32.5	39.3	44.8	42.2	40.1	41.3	40.4
12	37.5	35.8	32.9	30.2	32.5	39.6	42.0	40.4	38.1	36.3

Attachment 3-A

Month/Hour	111	112	113	114	115	116	117	118	119	120
1	32.9	32.6	31.2	26.0	25.2	27.8	27.1	28.2	29.2	30.6
2	43.4	43.3	43.7	34.2	30.5	32.3	33.8	31.9	32.6	33.6
3	48.6	49.0	50.1	45.0	35.1	32.4	33.0	32.7	32.6	30.7
4	51.5	54.1	53.6	50.2	39.2	33.8	34.4	34.0	33.8	32.2
5	48.8	48.9	47.6	43.9	37.0	30.8	29.2	29.1	26.2	25.9
6	48.1	48.4	47.3	44.8	40.2	31.2	27.0	27.9	25.2	26.7
7	40.9	42.8	41.3	39.0	33.6	24.3	20.4	21.0	18.1	19.1
8	39.1	38.7	37.3	34.5	25.0	17.9	17.3	17.8	14.7	15.5
9	44.5	44.1	41.6	35.7	25.6	23.6	24.7	24.4	22.5	24.5
10	43.9	42.7	38.7	30.4	26.8	28.6	29.9	28.6	28.6	32.0
11	39.3	40.4	32.2	29.0	29.3	31.9	30.8	32.0	32.0	36.9
12	35.3	34.9	30.7	29.0	29.3	31.4	30.2	31.0	31.8	32.9

Attachment 3-A

Month/Hour	121	122	123	124	125	126	127	128	129	130
1	47.7	45.3	40.9	37.7	36.4	34.3	30.6	27.2	29.8	39.0
2	45.7	44.0	40.9	38.6	37.7	36.2	33.6	31.3	38.8	48.7
3	29.9	30.4	30.0	29.8	29.9	29.7	27.2	28.2	39.7	43.1
4	33.1	31.5	30.9	30.6	30.8	30.5	29.8	37.3	43.4	44.6
5	25.1	25.5	25.2	25.0	25.1	25.1	30.8	38.0	40.1	41.3
6	26.9	27.1	25.7	25.9	26.7	27.9	36.5	40.3	38.0	37.3
7	19.2	19.4	18.4	18.6	19.1	19.6	26.9	33.9	33.6	34.0
8	15.6	15.7	15.0	15.1	15.5	15.7	18.8	29.6	31.1	31.9
9	25.4	25.7	25.3	24.9	24.3	24.0	24.0	33.3	42.0	44.1
10	33.5	33.9	33.3	32.6	31.6	31.2	30.3	32.6	43.0	45.6
11	39.1	39.7	38.8	37.8	36.4	36.2	34.9	32.5	39.3	44.8
12	46.3	44.5	41.0	38.5	37.5	35.8	32.9	30.2	32.5	39.6

Attachment 3-A

Month/Hour	131	132	133	134	135	136	137	138	139	140
1	42.3	40.1	37.3	34.9	32.9	32.6	31.2	26.0	25.2	27.8
2	50.6	49.4	47.2	44.9	43.4	43.3	43.7	34.1	30.7	32.5
3	45.1	47.4	48.9	49.1	48.6	49.0	50.1	45.0	33.6	31.9
4	45.2	49.3	50.5	51.2	51.5	54.2	53.6	50.2	39.2	33.2
5	43.3	46.4	47.8	48.1	49.0	48.9	47.6	43.9	37.0	30.3
6	39.1	41.8	45.6	47.1	48.1	48.4	47.3	44.8	40.2	31.2
7	40.3	37.7	40.4	40.5	42.0	42.8	41.3	39.0	33.6	24.3
8	33.9	35.4	37.4	38.4	39.1	38.7	37.3	34.5	25.0	17.9
9	44.1	43.9	44.8	44.9	45.2	44.1	41.6	35.7	25.3	23.4
10	44.7	43.7	43.5	42.8	43.9	42.7	38.7	28.6	27.6	29.4
11	42.2	39.9	41.1	40.5	39.7	40.4	32.2	29.0	29.3	31.9
12	42.0	40.4	38.1	36.3	35.3	34.9	30.7	29.0	29.3	31.4

Attachment 3-A

Month/Hour	141	142	143	144	145	146	147	148	149	150
1	27.1	28.2	29.2	30.6	47.7	45.3	40.9	37.7	36.4	34.3
2	34.5	31.9	32.6	33.6	45.7	44.0	40.9	38.6	37.7	36.2
3	32.5	32.3	32.1	30.7	30.1	30.2	29.8	29.6	29.7	29.5
4	33.7	33.4	33.1	33.6	32.4	31.6	31.2	31.0	30.8	31.3
5	28.7	28.5	26.7	25.9	25.1	25.5	25.2	25.0	25.1	25.1
6	27.0	27.9	25.2	26.7	27.0	27.3	25.9	26.1	27.0	27.9
7	20.4	21.0	18.1	19.1	19.2	19.4	18.4	18.6	19.1	19.6
8	17.3	17.8	14.7	15.5	15.6	15.7	15.0	15.1	15.5	15.7
9	24.5	25.1	22.5	24.5	25.4	25.7	25.3	24.9	24.3	24.0
10	31.1	28.6	28.6	32.0	33.5	33.9	33.3	32.6	31.6	31.2
11	30.8	32.0	32.0	36.9	39.1	39.7	38.8	37.8	36.4	35.8
12	30.2	31.0	31.8	32.9	46.3	44.5	41.0	38.5	37.5	35.8

Attachment 3-A

Month/Hour	151	152	153	154	155	156	157	158	159	160
1	30.6	27.2	29.8	39.0	42.3	40.1	37.3	34.9	32.9	32.6
2	33.6	31.3	38.8	48.7	50.6	49.4	47.2	44.9	43.4	43.3
3	29.7	28.2	39.7	43.1	45.1	47.4	48.9	49.1	48.6	49.0
4	29.8	37.3	43.4	44.7	45.2	49.3	50.5	51.2	51.5	54.1
5	30.8	38.9	41.3	41.8	43.3	46.4	47.2	47.3	48.1	48.9
6	36.5	40.3	38.5	38.0	39.1	42.1	45.1	46.3	48.1	48.4
7	26.9	33.9	33.6	34.0	39.8	37.7	40.4	40.5	42.5	42.8
8	18.8	29.5	31.2	31.9	33.9	35.4	37.5	38.3	39.1	38.7
9	24.0	33.3	42.3	44.4	44.4	43.9	44.6	44.7	44.8	44.1
10	30.3	32.6	43.9	45.6	44.7	42.9	43.5	42.8	43.8	42.7
11	34.5	32.5	39.3	44.8	42.2	40.3	41.5	40.1	39.3	40.4
12	32.9	30.2	32.5	39.6	42.0	40.4	38.1	36.3	35.3	34.9

Attachment 3-A

Month/Hour	161	162	163	164	165	166	167	168
1	31.2	26.0	25.2	27.8	27.1	28.2	29.2	30.6
2	43.7	34.3	30.7	32.4	34.5	31.9	32.6	33.6
3	50.1	45.0	35.4	32.7	33.3	33.1	31.3	30.7
4	53.6	50.2	39.4	34.2	34.8	34.4	34.2	32.2
5	47.6	43.9	37.0	31.0	29.4	29.3	25.7	25.9
6	47.3	44.8	40.2	31.2	27.0	27.9	25.2	26.7
7	41.3	39.0	33.6	24.3	20.4	21.0	18.1	19.1
8	37.3	34.5	25.1	17.7	17.1	17.1	14.7	15.5
9	41.6	35.7	26.0	24.0	25.2	23.1	22.5	24.5
10	38.7	30.9	26.9	28.6	30.4	28.6	28.6	32.0
11	32.2	28.8	29.1	31.2	30.8	32.0	32.0	36.9
12	30.7	28.9	29.3	31.4	30.2	31.0	31.8	32.9

Attachment 3-A

Tranche: Sale_IN_Solar + Storage_1

Month/Hour	1	2	3	4	5	6	7	8	9	10
1	0.0	0.0	0.0	0.0	0.0	0.0	0.0	0.0	4.6	25.3
2	0.0	0.0	0.0	0.0	0.0	0.0	0.0	0.3	17.7	42.5
3	0.0	0.0	0.0	0.0	0.0	0.0	0.0	10.4	39.7	47.8
4	0.0	0.0	0.0	0.0	0.0	0.0	5.9	35.5	51.3	55.5
5	0.0	0.0	0.0	0.0	0.0	0.7	19.6	46.4	53.9	57.9
6	0.0	0.0	0.0	0.0	0.0	2.0	24.6	48.3	58.6	64.4
7	0.0	0.0	0.0	0.0	0.0	0.5	19.4	48.5	58.5	64.7
8	0.0	0.0	0.0	0.0	0.0	0.0	8.3	40.1	56.4	63.1
9	0.0	0.0	0.0	0.0	0.0	0.0	1.3	27.1	54.1	59.7
10	0.0	0.0	0.0	0.0	0.0	0.0	0.0	9.6	40.5	48.8
11	0.0	0.0	0.0	0.0	0.0	0.0	0.0	0.6	18.8	38.3
12	0.0	0.0	0.0	0.0	0.0	0.0	0.0	0.2	4.1	21.2

Attachment 3-A

Month/Hour	11	12	13	14	15	16	17	18	19	20
1	32.6	33.7	33.5	32.3	31.8	32.6	24.3	4.1	0.9	0.8
2	46.7	48.4	47.7	45.3	43.8	44.3	41.9	17.9	1.2	0.9
3	53.4	57.6	59.5	57.4	53.9	51.2	45.9	34.6	7.2	0.6
4	58.8	62.1	62.7	60.8	58.7	55.5	49.9	43.3	18.5	1.2
5	61.7	65.4	65.5	63.6	61.4	58.3	52.4	44.3	28.7	6.3
6	67.5	69.9	70.4	70.0	69.8	66.8	61.5	52.4	40.1	13.1
7	68.3	71.4	72.2	72.0	71.2	68.0	62.7	54.8	40.8	12.2
8	67.3	69.6	70.1	69.3	67.8	64.9	60.1	51.6	27.4	3.8
9	63.7	66.2	66.2	65.2	63.6	62.0	57.1	40.7	8.7	0.9
10	52.2	52.6	51.2	49.4	48.7	47.3	39.7	11.9	0.8	0.8
11	40.2	40.8	39.2	37.7	37.7	38.2	20.5	1.6	0.9	0.8
12	26.4	27.7	27.4	26.6	27.1	27.0	12.5	0.8	0.9	0.8

Attachment 3-A

Month/Hour	21	22	23	24	25	26	27	28	29	30
1	0.0	0.0	0.0	0.0	0.0	0.0	0.0	0.0	0.0	0.0
2	0.7	0.0	0.0	0.0	0.0	0.0	0.0	0.0	0.0	0.0
3	0.6	0.6	0.1	0.0	0.0	0.0	0.0	0.0	0.0	0.0
4	0.6	0.6	0.5	0.0	0.2	0.0	0.0	0.0	0.0	0.0
5	0.9	0.8	0.0	0.0	0.0	0.0	0.0	0.0	0.0	0.7
6	0.9	0.6	0.0	0.0	0.0	0.0	0.0	0.0	0.0	2.0
7	1.0	0.7	0.0	0.0	0.1	0.0	0.1	0.0	0.0	0.5
8	1.1	0.4	0.0	0.0	0.0	0.0	0.0	0.0	0.0	0.0
9	0.8	0.0	0.0	0.0	0.0	0.0	0.0	0.0	0.0	0.0
10	0.4	0.0	0.0	0.0	0.0	0.0	0.0	0.0	0.0	0.0
11	0.0	0.0	0.0	0.0	0.0	0.0	0.0	0.0	0.0	0.0
12	0.0	0.0	0.0	0.0	0.0	0.0	0.0	0.0	0.0	0.0

Attachment 3-A

Month/Hour	31	32	33	34	35	36	37	38	39	40
1	0.0	0.2	4.6	25.3	32.6	33.7	33.5	32.3	31.8	32.6
2	0.0	0.3	17.7	42.5	46.7	48.4	47.7	45.3	43.8	44.3
3	0.0	10.4	39.7	47.8	53.4	57.6	59.5	57.4	53.9	51.2
4	5.9	35.5	51.3	55.5	58.8	62.1	62.7	60.8	58.7	55.5
5	19.6	46.4	53.9	57.9	61.7	65.4	65.5	63.6	61.4	58.3
6	24.6	48.3	58.6	64.5	67.5	69.8	70.4	69.9	69.8	66.8
7	19.4	48.5	58.5	64.7	68.3	71.5	72.2	71.8	71.2	68.0
8	8.3	40.1	56.3	63.1	67.3	69.6	70.1	69.4	67.8	64.9
9	1.3	27.1	54.1	59.7	63.7	66.2	66.2	65.2	63.7	62.0
10	0.0	9.6	40.4	48.8	52.2	52.6	51.2	49.4	48.7	47.3
11	0.0	0.6	18.8	38.3	40.2	40.9	39.2	37.7	37.7	38.2
12	0.0	0.0	4.1	21.2	26.4	27.7	27.4	26.6	27.1	27.0

Attachment 3-A

Month/Hour	41	42	43	44	45	46	47	48	49	50
1	24.3	4.1	0.9	0.8	0.0	0.0	0.0	0.0	0.0	0.0
2	41.9	17.9	1.2	0.9	0.7	0.0	0.0	0.0	0.0	0.0
3	45.9	34.6	7.3	0.6	0.6	0.6	0.1	0.0	0.0	0.0
4	49.9	43.3	18.5	1.2	0.7	0.7	0.5	0.0	0.0	0.0
5	52.4	44.3	28.7	6.2	0.9	0.8	0.0	0.0	0.0	0.0
6	61.5	52.4	40.1	13.1	0.9	0.8	0.0	0.0	0.0	0.0
7	62.7	54.8	40.8	12.2	0.9	0.7	0.0	0.0	0.0	0.0
8	60.1	51.6	27.4	3.9	1.2	0.1	0.0	0.0	0.0	0.0
9	57.1	40.7	8.6	0.8	0.7	0.0	0.0	0.0	0.0	0.0
10	39.7	12.0	0.8	0.8	0.3	0.0	0.0	0.0	0.0	0.0
11	20.5	1.6	0.9	0.8	0.0	0.0	0.0	0.0	0.0	0.0
12	12.5	0.9	0.9	0.8	0.0	0.0	0.0	0.0	0.0	0.0

Attachment 3-A

Month/Hour	51	52	53	54	55	56	57	58	59	60
1	0.0	0.0	0.0	0.0	0.0	0.0	4.6	25.3	32.6	33.7
2	0.0	0.0	0.0	0.0	0.0	0.3	17.7	42.5	46.7	48.4
3	0.0	0.0	0.0	0.0	0.0	10.4	39.7	47.8	53.4	57.6
4	0.0	0.0	0.0	0.0	5.9	35.5	51.3	55.5	58.8	62.1
5	0.0	0.0	0.0	0.7	19.6	46.4	53.9	57.9	61.7	65.4
6	0.0	0.0	0.0	2.0	24.6	48.3	58.6	64.4	67.5	69.9
7	0.0	0.0	0.0	0.5	19.4	48.5	58.5	64.7	68.3	71.5
8	0.0	0.0	0.0	0.0	8.3	40.2	56.3	63.1	67.3	69.6
9	0.0	0.0	0.0	0.0	1.3	27.1	54.0	59.6	63.7	66.2
10	0.0	0.0	0.0	0.1	0.1	9.6	40.4	48.8	52.2	52.6
11	0.0	0.0	0.0	0.0	0.0	0.6	18.8	38.3	40.2	41.0
12	0.0	0.0	0.0	0.0	0.0	0.0	4.1	21.2	26.4	27.7

Attachment 3-A

Month/Hour	61	62	63	64	65	66	67	68	69	70
1	33.5	32.3	31.8	32.6	24.3	4.1	0.9	0.8	0.0	0.0
2	47.7	45.3	43.8	44.3	41.9	17.9	1.2	0.9	0.7	0.0
3	59.5	57.4	53.9	51.2	45.9	34.6	7.2	0.6	0.6	0.6
4	62.7	60.8	58.7	55.5	49.9	43.3	18.5	1.2	0.6	0.6
5	65.5	63.6	61.4	58.3	52.4	44.3	28.7	6.2	0.9	0.8
6	70.4	69.9	69.8	66.8	61.5	52.4	40.1	13.1	0.9	0.8
7	72.2	71.9	71.2	68.0	62.7	54.8	40.8	12.1	0.9	0.8
8	70.1	69.3	67.8	64.9	60.1	51.6	27.4	3.8	1.1	0.3
9	66.3	65.3	63.7	62.0	57.1	40.7	8.8	0.9	0.8	0.0
10	51.2	49.4	48.7	47.3	39.7	11.9	0.8	0.8	0.5	0.0
11	39.1	37.7	37.7	38.2	20.5	1.6	0.9	0.8	0.0	0.0
12	27.4	26.6	27.1	27.0	12.5	0.8	0.8	0.7	0.0	0.0

Attachment 3-A

Month/Hour	71	72	73	74	75	76	77	78	79	80
1	0.0	0.0	0.0	0.0	0.0	0.0	0.0	0.0	0.0	0.0
2	0.0	0.0	0.0	0.0	0.0	0.0	0.0	0.0	0.0	0.3
3	0.2	0.0	0.0	0.0	0.0	0.0	0.0	0.0	0.0	10.4
4	0.4	0.0	0.1	0.0	0.0	0.0	0.0	0.0	5.9	35.5
5	0.0	0.0	0.0	0.0	0.0	0.0	0.0	0.7	19.6	46.4
6	0.0	0.0	0.0	0.0	0.0	0.0	0.0	2.0	24.6	48.3
7	0.0	0.0	0.0	0.0	0.0	0.0	0.0	0.5	19.4	48.5
8	0.0	0.0	0.0	0.0	0.0	0.0	0.0	0.0	8.3	40.2
9	0.0	0.0	0.0	0.0	0.0	0.0	0.0	0.0	1.3	27.1
10	0.0	0.0	0.0	0.0	0.0	0.0	0.0	0.0	0.0	9.6
11	0.0	0.0	0.0	0.0	0.0	0.0	0.0	0.0	0.0	0.6
12	0.0	0.0	0.0	0.0	0.0	0.0	0.0	0.0	0.0	0.0

Attachment 3-A

Month/Hour	81	82	83	84	85	86	87	88	89	90
1	4.6	25.3	32.6	33.7	33.5	32.3	31.8	32.6	24.3	4.1
2	17.7	42.5	46.7	48.4	47.7	45.3	43.8	44.3	41.9	17.9
3	39.7	47.8	53.4	57.6	59.5	57.4	53.9	51.2	45.9	34.6
4	51.3	55.4	58.8	62.1	62.7	60.8	58.7	55.6	49.9	43.3
5	53.9	57.9	61.7	65.4	65.5	63.6	61.4	58.3	52.4	44.3
6	58.5	64.4	67.5	69.9	70.4	70.0	69.8	66.8	61.5	52.4
7	58.5	64.7	68.3	72.1	72.1	71.7	71.0	67.9	62.7	54.8
8	56.5	63.1	67.3	69.6	70.1	69.1	67.8	64.9	60.1	51.6
9	54.1	59.7	63.8	66.2	66.3	65.1	63.6	62.0	57.1	40.7
10	40.5	48.8	52.2	52.6	51.2	49.4	48.6	47.3	39.7	12.0
11	18.8	38.3	40.2	40.8	39.2	37.7	37.7	38.2	20.5	1.7
12	4.1	21.2	26.4	27.7	27.4	26.6	27.1	27.0	12.5	0.9

Attachment 3-A

Month/Hour	91	92	93	94	95	96	97	98	99	100
1	0.8	0.6	0.0	0.0	0.0	0.0	0.0	0.0	0.0	0.0
2	1.2	0.9	0.7	0.0	0.0	0.0	0.0	0.0	0.0	0.0
3	7.2	0.6	0.6	0.6	0.2	0.0	0.0	0.0	0.0	0.0
4	18.5	1.2	0.6	0.6	0.6	0.0	0.0	0.0	0.0	0.0
5	28.7	6.2	0.9	0.8	0.0	0.0	0.0	0.0	0.0	0.0
6	40.1	13.2	0.9	0.8	0.0	0.0	0.0	0.0	0.0	0.0
7	40.8	12.0	0.8	0.7	0.0	0.0	0.0	0.0	0.0	0.0
8	27.4	3.7	1.0	0.7	0.0	0.0	0.1	0.0	0.1	0.1
9	8.8	0.9	0.8	0.0	0.0	0.0	0.0	0.0	0.0	0.0
10	0.8	0.8	0.4	0.0	0.0	0.0	0.0	0.0	0.0	0.0
11	0.9	0.8	0.0	0.0	0.0	0.0	0.0	0.0	0.0	0.0
12	0.9	0.8	0.0	0.0	0.0	0.0	0.0	0.0	0.0	0.0

Attachment 3-A

Month/Hour	101	102	103	104	105	106	107	108	109	110
1	0.0	0.0	0.0	0.0	4.6	25.3	32.6	33.7	33.5	32.3
2	0.0	0.1	0.1	0.3	17.7	42.5	46.7	48.4	47.7	45.3
3	0.0	0.0	0.0	10.4	39.7	47.8	53.4	57.6	59.5	57.4
4	0.0	0.0	5.9	35.5	51.3	55.4	58.8	62.1	62.7	60.8
5	0.0	0.7	19.6	46.4	53.7	57.8	61.7	65.4	65.6	63.7
6	0.0	2.0	24.6	48.3	58.4	64.3	67.5	69.9	70.4	70.2
7	0.0	0.5	19.4	48.5	58.5	64.7	68.3	71.4	72.2	72.0
8	0.0	0.0	8.3	40.1	56.3	63.1	67.3	69.6	70.1	69.3
9	0.0	0.0	1.3	27.1	54.1	59.8	63.8	66.2	66.2	65.1
10	0.0	0.0	0.0	9.6	40.3	48.8	52.2	52.6	51.2	49.4
11	0.0	0.0	0.0	0.6	18.8	38.3	40.2	40.8	39.2	37.8
12	0.0	0.0	0.0	0.0	4.1	21.2	26.4	27.7	27.4	26.6

Attachment 3-A

Month/Hour	111	112	113	114	115	116	117	118	119	120
1	31.8	32.6	24.3	4.1	0.9	0.8	0.0	0.0	0.0	0.0
2	43.8	44.3	41.9	17.9	1.1	0.8	0.6	0.0	0.0	0.0
3	53.9	51.2	45.9	34.6	7.1	0.6	0.5	0.5	0.5	0.0
4	58.7	55.6	49.9	43.3	18.5	1.1	0.6	0.6	0.5	0.0
5	61.5	58.3	52.4	44.3	28.7	6.2	0.9	0.8	0.0	0.0
6	69.8	66.8	61.5	52.4	40.1	13.1	0.9	0.8	0.0	0.0
7	71.2	68.0	62.7	54.8	40.8	12.1	0.9	0.8	0.0	0.0
8	67.8	64.9	60.1	51.6	27.4	3.6	0.9	0.7	0.0	0.0
9	63.6	62.0	57.1	40.7	8.6	0.8	0.7	0.3	0.0	0.0
10	48.8	47.3	39.7	11.8	0.8	0.7	0.3	0.0	0.0	0.0
11	37.7	38.2	20.5	1.6	0.9	0.8	0.0	0.0	0.0	0.0
12	27.1	27.0	12.5	0.9	0.9	0.8	0.0	0.0	0.0	0.0

Attachment 3-A

Month/Hour	121	122	123	124	125	126	127	128	129	130
1	0.0	0.0	0.0	0.0	0.0	0.0	0.0	0.0	4.6	25.3
2	0.0	0.0	0.0	0.0	0.0	0.0	0.0	0.3	17.7	42.5
3	0.0	0.0	0.0	0.0	0.0	0.0	0.0	10.4	39.7	47.8
4	0.3	0.0	0.0	0.0	0.0	0.0	5.9	35.5	51.3	55.4
5	0.0	0.0	0.0	0.0	0.0	0.7	19.6	46.3	53.5	57.8
6	0.0	0.0	0.0	0.0	0.0	2.0	24.6	48.3	58.4	64.2
7	0.0	0.0	0.0	0.0	0.0	0.5	19.4	48.5	58.5	64.7
8	0.0	0.0	0.0	0.0	0.0	0.0	8.3	40.2	56.4	63.1
9	0.0	0.0	0.0	0.0	0.0	0.0	1.3	27.1	54.0	59.6
10	0.0	0.0	0.0	0.0	0.0	0.0	0.0	9.6	40.2	48.8
11	0.0	0.0	0.0	0.0	0.0	0.1	0.1	0.6	18.8	38.3
12	0.0	0.0	0.0	0.0	0.0	0.0	0.0	0.0	4.1	21.2

Attachment 3-A

Month/Hour	131	132	133	134	135	136	137	138	139	140
1	32.6	33.7	33.5	32.3	31.8	32.6	24.3	4.1	0.9	0.8
2	46.7	48.4	47.7	45.3	43.8	44.3	41.9	17.9	1.2	0.9
3	53.4	57.6	59.5	57.4	53.9	51.2	45.9	34.6	6.7	0.5
4	58.8	62.1	62.7	60.8	58.7	55.6	49.9	43.3	18.5	1.0
5	61.7	65.4	65.7	63.8	61.6	58.3	52.4	44.3	28.7	6.1
6	67.5	69.9	70.5	70.2	69.8	66.8	61.5	52.4	40.1	13.1
7	68.3	71.5	72.2	72.0	71.2	68.0	62.7	54.8	40.8	12.1
8	67.3	69.6	70.1	69.3	67.8	64.9	60.1	51.6	27.4	3.6
9	63.7	66.2	66.2	65.2	63.8	62.0	57.1	40.7	8.6	0.8
10	52.2	52.7	51.2	49.4	48.8	47.3	39.7	11.3	1.0	1.0
11	40.2	40.7	39.2	37.8	37.8	38.2	20.5	1.6	0.9	0.8
12	26.4	27.7	27.4	26.6	27.1	27.0	12.5	0.9	0.9	0.8

Attachment 3-A

Month/Hour	141	142	143	144	145	146	147	148	149	150
1	0.0	0.0	0.0	0.0	0.0	0.0	0.0	0.0	0.0	0.0
2	0.8	0.0	0.0	0.0	0.0	0.0	0.0	0.0	0.0	0.0
3	0.5	0.5	0.3	0.0	0.0	0.0	0.0	0.0	0.0	0.0
4	0.4	0.4	0.4	0.3	0.4	0.0	0.0	0.0	0.0	0.1
5	0.8	0.7	0.1	0.0	0.0	0.0	0.0	0.0	0.0	0.7
6	0.9	0.8	0.0	0.0	0.1	0.1	0.1	0.1	0.0	2.0
7	0.9	0.8	0.0	0.0	0.0	0.0	0.0	0.0	0.0	0.5
8	0.9	0.8	0.0	0.0	0.0	0.0	0.0	0.0	0.0	0.0
9	0.7	0.4	0.0	0.0	0.0	0.0	0.0	0.0	0.0	0.0
10	0.6	0.0	0.0	0.0	0.0	0.0	0.0	0.0	0.0	0.0
11	0.0	0.0	0.0	0.0	0.0	0.0	0.0	0.0	0.0	0.0
12	0.0	0.0	0.0	0.0	0.0	0.0	0.0	0.0	0.0	0.0

Attachment 3-A

Month/Hour	151	152	153	154	155	156	157	158	159	160
1	0.0	0.0	4.6	25.3	32.6	33.7	33.5	32.3	31.8	32.6
2	0.0	0.3	17.7	42.5	46.7	48.4	47.7	45.3	43.8	44.3
3	0.5	10.4	39.7	47.8	53.4	57.6	59.5	57.4	53.9	51.2
4	5.9	35.5	51.3	55.5	58.8	62.1	62.7	60.8	58.7	55.5
5	19.6	46.4	53.8	58.0	61.7	65.4	65.5	63.6	61.3	58.3
6	24.6	48.3	58.5	64.5	67.5	70.0	70.4	69.9	69.8	66.8
7	19.4	48.5	58.5	64.7	68.3	71.5	72.2	71.8	71.2	68.0
8	8.3	40.2	56.4	63.1	67.3	69.6	70.1	69.2	67.8	64.9
9	1.3	27.1	54.2	59.7	63.7	66.2	66.2	65.2	63.6	62.0
10	0.0	9.6	40.5	48.8	52.2	52.6	51.2	49.4	48.7	47.3
11	0.0	0.6	18.8	38.3	40.2	40.8	39.3	37.7	37.7	38.2
12	0.0	0.0	4.1	21.2	26.4	27.7	27.4	26.6	27.1	27.0

Attachment 3-A

Month/Hour	161	162	163	164	165	166	167	168
1	24.3	4.1	0.9	0.8	0.0	0.0	0.0	0.0
2	41.9	17.9	1.2	0.9	0.7	0.0	0.0	0.0
3	45.9	34.6	7.2	0.6	0.6	0.6	0.2	0.0
4	49.9	43.3	18.5	1.2	0.7	0.7	0.5	0.0
5	52.4	44.3	28.7	6.3	0.9	0.8	0.0	0.0
6	61.5	52.4	40.1	13.2	0.9	0.8	0.0	0.0
7	62.7	54.8	40.8	12.2	0.9	0.8	0.0	0.0
8	60.1	51.6	27.4	3.7	0.9	0.4	0.0	0.0
9	57.1	40.7	8.7	0.9	0.8	0.0	0.0	0.0
10	39.7	11.9	0.9	0.8	0.4	0.0	0.0	0.0
11	20.5	1.6	0.8	0.7	0.0	0.0	0.0	0.0
12	12.5	0.9	0.9	0.8	0.0	0.0	0.0	0.0

Attachment 3-A

Tranche: Sale_IN_Solar + Storage_2

Month/Hour	1	2	3	4	5	6	7	8	9	10
1	0.0	0.0	0.0	0.0	0.0	0.0	0.0	0.0	4.3	23.9
2	0.0	0.0	0.0	0.0	0.0	0.0	0.0	0.2	16.8	40.2
3	0.0	0.0	0.0	0.0	0.0	0.0	0.0	9.9	37.8	45.5
4	0.0	0.0	0.0	0.0	0.0	0.0	5.6	33.7	48.7	52.7
5	0.0	0.0	0.0	0.0	0.0	0.6	18.7	44.1	51.2	54.9
6	0.0	0.0	0.0	0.0	0.0	1.9	23.4	45.7	55.5	61.2
7	0.0	0.0	0.0	0.0	0.0	0.5	18.5	46.0	55.4	61.4
8	0.0	0.0	0.0	0.0	0.0	0.0	7.8	38.1	53.4	59.8
9	0.0	0.0	0.0	0.0	0.1	0.1	1.2	25.7	51.3	56.6
10	0.0	0.0	0.0	0.0	0.0	0.0	0.0	9.1	38.5	46.2
11	0.0	0.0	0.0	0.0	0.0	0.0	0.0	0.6	17.8	36.2
12	0.0	0.0	0.0	0.0	0.0	0.0	0.0	0.3	3.9	20.0

Attachment 3-A

Month/Hour	11	12	13	14	15	16	17	18	19	20
1	30.8	31.8	31.7	30.6	30.2	31.0	23.1	4.2	1.2	1.0
2	44.2	45.8	45.2	42.9	41.6	42.1	39.8	17.1	1.7	1.3
3	50.7	54.5	56.4	54.4	51.0	48.5	43.6	32.9	6.8	0.8
4	55.7	58.9	59.5	57.6	55.6	52.7	47.5	41.1	17.6	1.5
5	58.4	62.0	62.1	60.3	58.3	55.4	49.8	42.1	27.3	6.2
6	64.0	66.3	66.8	66.5	66.4	63.5	58.5	49.8	38.1	12.7
7	64.7	67.8	68.5	68.5	67.7	64.6	59.6	52.1	38.8	11.9
8	63.8	66.0	66.5	65.9	64.4	61.7	57.2	49.0	26.1	4.1
9	60.4	62.7	62.8	61.9	60.5	58.9	54.2	38.7	8.6	1.2
10	49.5	49.8	48.5	46.8	46.2	45.0	37.7	11.3	1.3	1.2
11	38.0	38.8	37.1	35.7	35.7	36.3	19.5	1.8	1.3	0.8
12	24.9	26.2	25.9	25.2	25.7	25.6	11.9	1.1	1.2	1.0

Attachment 3-A

Month/Hour	21	22	23	24	25	26	27	28	29	30
1	0.0	0.0	0.0	0.0	0.0	0.0	0.0	0.0	0.0	0.0
2	0.5	0.0	0.0	0.0	0.0	0.0	0.0	0.0	0.0	0.0
3	0.8	0.7	0.0	0.0	0.0	0.0	0.0	0.0	0.0	0.0
4	0.8	0.9	0.5	0.0	0.2	0.1	0.1	0.1	0.0	0.1
5	1.2	0.9	0.0	0.0	0.0	0.0	0.0	0.0	0.0	0.6
6	1.2	0.7	0.0	0.0	0.0	0.0	0.0	0.0	0.0	1.9
7	1.4	0.7	0.0	0.0	0.2	0.0	0.1	0.0	0.0	0.5
8	1.5	0.2	0.0	0.0	0.0	0.0	0.0	0.0	0.0	0.0
9	1.0	0.0	0.0	0.0	0.0	0.0	0.0	0.0	0.0	0.0
10	0.2	0.0	0.0	0.0	0.0	0.0	0.0	0.0	0.0	0.0
11	0.0	0.0	0.0	0.0	0.0	0.0	0.0	0.0	0.0	0.0
12	0.0	0.0	0.0	0.0	0.0	0.0	0.0	0.0	0.0	0.0

Attachment 3-A

Month/Hour	31	32	33	34	35	36	37	38	39	40
1	0.0	0.3	4.3	23.9	30.8	31.8	31.7	30.6	30.2	31.0
2	0.0	0.2	16.8	40.2	44.2	45.8	45.2	42.9	41.6	42.1
3	0.0	9.9	37.8	45.5	50.7	54.5	56.4	54.4	51.0	48.5
4	5.6	33.7	48.7	52.7	55.7	58.9	59.5	57.6	55.6	52.8
5	18.7	44.1	51.3	54.8	58.4	62.0	62.1	60.3	58.4	55.4
6	23.4	45.7	55.6	61.2	64.0	66.2	66.8	66.5	66.4	63.5
7	18.5	46.0	55.4	61.4	64.7	67.8	68.6	68.4	67.7	64.6
8	7.8	38.1	53.3	59.8	63.8	66.0	66.5	65.9	64.4	61.7
9	1.2	25.7	51.3	56.6	60.4	62.7	62.8	61.8	60.5	58.9
10	0.0	9.1	38.4	46.2	49.5	49.8	48.5	46.8	46.3	45.0
11	0.0	0.6	17.8	36.2	38.0	38.8	37.1	35.7	35.7	36.3
12	0.0	0.0	3.9	20.0	24.9	26.2	25.9	25.2	25.7	25.6

Attachment 3-A

Month/Hour	41	42	43	44	45	46	47	48	49	50
1	23.1	4.2	1.3	0.9	0.0	0.0	0.0	0.0	0.0	0.0
2	39.8	17.1	1.6	1.3	0.5	0.0	0.0	0.0	0.0	0.0
3	43.6	32.9	7.0	0.9	0.9	0.7	0.1	0.0	0.0	0.0
4	47.5	41.1	17.6	1.5	0.9	0.9	0.4	0.0	0.0	0.0
5	49.8	42.1	27.3	6.2	1.2	0.9	0.0	0.0	0.0	0.0
6	58.5	49.8	38.1	12.7	1.3	0.9	0.0	0.0	0.0	0.0
7	59.6	52.1	38.8	11.9	1.4	0.7	0.0	0.0	0.0	0.0
8	57.2	49.0	26.1	4.2	1.6	0.0	0.0	0.0	0.0	0.0
9	54.2	38.7	8.4	1.1	0.9	0.0	0.0	0.0	0.0	0.0
10	37.7	11.4	1.3	1.2	0.2	0.0	0.0	0.0	0.0	0.0
11	19.5	1.8	1.3	0.9	0.0	0.0	0.0	0.0	0.0	0.0
12	11.9	1.1	1.2	1.0	0.0	0.0	0.0	0.0	0.0	0.0

Attachment 3-A

Month/Hour	51	52	53	54	55	56	57	58	59	60
1	0.0	0.0	0.0	0.0	0.0	0.0	4.3	23.9	30.8	31.8
2	0.0	0.0	0.0	0.0	0.0	0.2	16.8	40.2	44.2	45.8
3	0.0	0.0	0.0	0.0	0.0	9.9	37.8	45.5	50.7	54.5
4	0.0	0.0	0.0	0.0	5.6	33.7	48.7	52.7	55.7	58.9
5	0.0	0.0	0.0	0.6	18.7	44.1	51.2	54.8	58.4	62.0
6	0.0	0.0	0.0	1.9	23.4	45.7	55.6	61.1	64.0	66.3
7	0.0	0.0	0.0	0.5	18.5	46.0	55.4	61.4	64.7	67.8
8	0.0	0.0	0.0	0.0	7.8	38.2	53.3	59.8	63.8	66.0
9	0.0	0.0	0.0	0.0	1.2	25.7	51.2	56.5	60.4	62.8
10	0.0	0.0	0.0	0.1	0.2	9.1	38.3	46.2	49.5	49.8
11	0.0	0.0	0.0	0.0	0.0	0.6	17.8	36.2	38.0	38.9
12	0.0	0.0	0.0	0.0	0.0	0.0	3.9	20.0	24.9	26.2

Attachment 3-A

Month/Hour	61	62	63	64	65	66	67	68	69	70
1	31.7	30.6	30.2	31.0	23.1	4.2	1.2	0.9	0.0	0.0
2	45.2	42.9	41.6	42.1	39.8	17.1	1.5	1.3	0.7	0.0
3	56.4	54.4	51.0	48.5	43.6	32.9	6.9	0.9	0.8	0.7
4	59.5	57.6	55.6	52.7	47.5	41.1	17.6	1.4	0.8	0.8
5	62.1	60.3	58.4	55.4	49.8	42.1	27.3	6.2	1.3	0.9
6	66.8	66.5	66.4	63.5	58.5	49.8	38.1	12.7	1.3	0.9
7	68.5	68.4	67.7	64.6	59.6	52.1	38.8	11.9	1.3	0.8
8	66.5	65.8	64.4	61.7	57.2	49.0	26.1	4.2	1.5	0.1
9	62.8	62.0	60.6	58.9	54.2	38.7	8.6	1.3	0.9	0.0
10	48.5	46.8	46.3	45.0	37.7	11.3	1.3	1.1	0.3	0.0
11	37.0	35.7	35.7	36.3	19.5	1.9	1.3	0.8	0.0	0.0
12	25.9	25.2	25.7	25.6	11.9	1.1	1.2	0.7	0.0	0.0

Attachment 3-A

Month/Hour	71	72	73	74	75	76	77	78	79	80
1	0.0	0.0	0.0	0.0	0.0	0.0	0.0	0.0	0.0	0.0
2	0.0	0.0	0.0	0.0	0.0	0.0	0.0	0.0	0.0	0.2
3	0.2	0.0	0.0	0.0	0.0	0.0	0.0	0.0	0.0	9.9
4	0.4	0.0	0.0	0.0	0.0	0.0	0.0	0.0	5.6	33.7
5	0.0	0.0	0.1	0.1	0.1	0.0	0.1	0.6	18.7	44.1
6	0.0	0.0	0.0	0.0	0.0	0.0	0.0	1.9	23.4	45.7
7	0.0	0.0	0.0	0.0	0.0	0.0	0.0	0.5	18.5	46.0
8	0.0	0.0	0.0	0.0	0.0	0.0	0.0	0.0	7.8	38.2
9	0.0	0.0	0.0	0.0	0.0	0.0	0.0	0.0	1.2	25.7
10	0.0	0.0	0.0	0.0	0.0	0.0	0.0	0.0	0.0	9.1
11	0.0	0.0	0.0	0.0	0.0	0.0	0.0	0.0	0.0	0.6
12	0.0	0.0	0.0	0.0	0.0	0.0	0.0	0.0	0.0	0.0

Attachment 3-A

Month/Hour	81	82	83	84	85	86	87	88	89	90
1	4.3	23.9	30.8	31.8	31.7	30.6	30.2	31.0	23.1	4.2
2	16.8	40.2	44.2	45.8	45.2	42.9	41.6	42.1	39.8	17.1
3	37.8	45.5	50.7	54.5	56.4	54.4	51.0	48.5	43.6	32.9
4	48.7	52.6	55.7	58.9	59.5	57.6	55.6	52.8	47.5	41.1
5	51.2	54.9	58.4	62.0	62.1	60.3	58.3	55.4	49.8	42.1
6	55.5	61.1	64.0	66.3	66.8	66.5	66.4	63.5	58.5	49.8
7	55.4	61.4	64.7	68.1	68.5	68.2	67.7	64.6	59.6	52.1
8	53.5	59.8	63.8	66.0	66.5	65.7	64.4	61.7	57.2	49.0
9	51.4	56.6	60.5	62.8	62.8	61.7	60.4	58.9	54.2	38.7
10	38.5	46.2	49.5	49.8	48.5	46.8	46.2	45.0	37.7	11.4
11	17.8	36.2	38.0	38.7	37.2	35.7	35.7	36.3	19.5	1.9
12	3.9	20.0	24.9	26.2	25.9	25.2	25.7	25.6	11.9	1.2

Attachment 3-A

Month/Hour	91	92	93	94	95	96	97	98	99	100
1	1.2	0.7	0.0	0.0	0.0	0.0	0.0	0.0	0.0	0.0
2	1.6	1.3	0.6	0.0	0.0	0.0	0.0	0.0	0.0	0.0
3	6.9	0.9	0.8	0.7	0.2	0.0	0.0	0.0	0.0	0.0
4	17.6	1.5	0.9	0.8	0.5	0.0	0.0	0.0	0.0	0.0
5	27.3	6.2	1.2	1.0	0.0	0.0	0.0	0.0	0.0	0.0
6	38.1	12.8	1.3	0.8	0.0	0.0	0.0	0.0	0.0	0.0
7	38.8	11.7	1.2	0.7	0.0	0.0	0.0	0.0	0.0	0.0
8	26.0	3.9	1.3	0.6	0.0	0.0	0.1	0.0	0.1	0.0
9	8.6	1.2	0.9	0.0	0.0	0.0	0.0	0.0	0.0	0.0
10	1.3	1.1	0.2	0.0	0.0	0.0	0.0	0.0	0.0	0.0
11	1.3	0.7	0.0	0.0	0.0	0.0	0.0	0.0	0.0	0.0
12	1.3	0.8	0.0	0.0	0.0	0.0	0.0	0.0	0.0	0.0

Attachment 3-A

Month/Hour	101	102	103	104	105	106	107	108	109	110
1	0.0	0.0	0.0	0.0	4.3	23.9	30.8	31.8	31.7	30.6
2	0.0	0.0	0.2	0.3	16.8	40.2	44.2	45.8	45.2	42.9
3	0.0	0.0	0.0	9.9	37.8	45.5	50.7	54.5	56.4	54.4
4	0.0	0.0	5.6	33.7	48.7	52.6	55.7	58.9	59.5	57.6
5	0.0	0.6	18.7	44.1	50.9	54.8	58.4	62.0	62.1	60.4
6	0.0	1.9	23.4	45.7	55.3	61.0	64.0	66.4	66.8	66.7
7	0.0	0.5	18.5	46.0	55.4	61.4	64.7	67.8	68.5	68.5
8	0.0	0.0	7.8	38.2	53.4	59.8	63.8	66.0	66.5	65.9
9	0.0	0.0	1.2	25.7	51.3	56.7	60.5	62.8	62.8	61.7
10	0.0	0.0	0.0	9.1	38.3	46.2	49.5	49.8	48.5	46.8
11	0.0	0.0	0.0	0.6	17.8	36.2	38.0	38.7	37.2	35.7
12	0.0	0.0	0.0	0.0	3.9	20.0	24.9	26.2	25.9	25.2

Attachment 3-A

Month/Hour	111	112	113	114	115	116	117	118	119	120
1	30.2	31.0	23.1	4.2	1.3	0.9	0.0	0.0	0.0	0.0
2	41.6	42.1	39.8	17.0	1.4	1.2	0.6	0.0	0.0	0.0
3	51.0	48.5	43.6	32.9	6.7	0.8	0.8	0.7	0.5	0.0
4	55.6	52.8	47.5	41.1	17.6	1.4	0.8	0.8	0.7	0.0
5	58.5	55.4	49.8	42.1	27.3	6.2	1.2	1.0	0.0	0.0
6	66.4	63.5	58.5	49.8	38.1	12.7	1.3	1.0	0.0	0.0
7	67.7	64.6	59.6	52.1	38.8	11.8	1.3	0.9	0.0	0.0
8	64.4	61.7	57.2	49.0	26.0	3.9	1.3	0.7	0.0	0.0
9	60.5	58.9	54.2	38.7	8.5	1.1	0.9	0.3	0.0	0.0
10	46.4	45.0	37.7	11.2	1.2	1.0	0.2	0.0	0.0	0.0
11	35.7	36.3	19.5	1.8	1.3	0.9	0.0	0.0	0.0	0.0
12	25.7	25.6	11.9	1.1	1.2	0.9	0.0	0.0	0.0	0.0

Attachment 3-A

Month/Hour	121	122	123	124	125	126	127	128	129	130
1	0.0	0.0	0.0	0.0	0.0	0.0	0.0	0.0	4.3	23.9
2	0.0	0.0	0.0	0.0	0.0	0.0	0.0	0.2	16.8	40.2
3	0.1	0.1	0.1	0.1	0.0	0.0	0.0	9.9	37.8	45.5
4	0.2	0.0	0.0	0.0	0.0	0.0	5.6	33.7	48.7	52.6
5	0.0	0.0	0.0	0.0	0.0	0.6	18.7	43.9	50.7	54.8
6	0.0	0.0	0.0	0.0	0.0	1.9	23.4	45.7	55.3	60.9
7	0.0	0.0	0.0	0.0	0.0	0.5	18.5	46.0	55.4	61.4
8	0.0	0.0	0.0	0.0	0.0	0.0	7.8	38.2	53.4	59.8
9	0.0	0.0	0.0	0.0	0.0	0.0	1.2	25.7	51.2	56.5
10	0.0	0.0	0.0	0.0	0.0	0.0	0.0	9.1	38.1	46.2
11	0.0	0.0	0.0	0.0	0.0	0.1	0.2	0.6	17.8	36.2
12	0.0	0.0	0.0	0.0	0.0	0.0	0.0	0.0	3.9	20.0

Attachment 3-A

Month/Hour	131	132	133	134	135	136	137	138	139	140
1	30.8	31.8	31.7	30.6	30.2	31.0	23.1	4.2	1.3	0.9
2	44.2	45.8	45.2	42.9	41.6	42.1	39.8	17.0	1.5	1.2
3	50.7	54.5	56.4	54.4	51.0	48.5	43.6	32.9	6.4	0.8
4	55.7	58.9	59.5	57.6	55.6	52.8	47.5	41.1	17.6	1.2
5	58.4	62.0	62.3	60.6	58.6	55.4	49.8	42.1	27.3	6.0
6	64.0	66.4	66.9	66.7	66.4	63.5	58.5	49.8	38.1	12.6
7	64.7	67.8	68.5	68.5	67.7	64.6	59.6	52.1	38.8	11.8
8	63.8	66.0	66.5	65.8	64.4	61.7	57.2	49.0	26.0	3.8
9	60.4	62.7	62.8	61.9	60.6	58.9	54.2	38.7	8.4	1.1
10	49.5	50.0	48.5	46.8	46.4	45.0	37.7	10.8	1.5	1.4
11	38.0	38.6	37.1	35.8	35.8	36.3	19.5	1.7	1.3	1.0
12	24.9	26.2	25.9	25.2	25.7	25.6	11.9	1.1	1.2	1.0

Attachment 3-A

Month/Hour	141	142	143	144	145	146	147	148	149	150
1	0.0	0.0	0.0	0.0	0.0	0.0	0.0	0.0	0.0	0.0
2	0.8	0.0	0.0	0.0	0.0	0.0	0.0	0.0	0.0	0.0
3	0.8	0.6	0.3	0.0	0.0	0.0	0.0	0.0	0.0	0.0
4	0.6	0.5	0.5	0.3	0.5	0.0	0.0	0.0	0.0	0.0
5	1.0	0.9	0.1	0.0	0.0	0.0	0.0	0.0	0.0	0.6
6	1.3	1.0	0.0	0.0	0.1	0.1	0.1	0.1	0.0	1.9
7	1.3	0.9	0.0	0.0	0.0	0.0	0.0	0.0	0.0	0.5
8	1.3	0.8	0.0	0.0	0.0	0.0	0.0	0.0	0.0	0.0
9	0.9	0.3	0.0	0.0	0.0	0.0	0.0	0.0	0.0	0.0
10	0.4	0.0	0.0	0.0	0.0	0.0	0.0	0.0	0.0	0.0
11	0.0	0.0	0.0	0.0	0.0	0.0	0.0	0.0	0.0	0.0
12	0.0	0.0	0.0	0.0	0.0	0.0	0.0	0.0	0.0	0.0

Attachment 3-A

Month/Hour	151	152	153	154	155	156	157	158	159	160
1	0.0	0.0	4.3	23.9	30.8	31.8	31.7	30.6	30.2	31.0
2	0.0	0.2	16.8	40.2	44.2	45.8	45.2	42.9	41.6	42.1
3	0.6	9.9	37.8	45.5	50.7	54.5	56.4	54.4	51.0	48.5
4	5.6	33.7	48.7	52.7	55.7	58.9	59.5	57.6	55.6	52.8
5	18.7	44.1	51.2	55.0	58.4	62.0	62.1	60.3	58.2	55.4
6	23.4	45.7	55.4	61.2	64.0	66.5	66.8	66.4	66.4	63.5
7	18.5	46.0	55.4	61.4	64.7	67.8	68.6	68.4	67.7	64.6
8	7.8	38.2	53.4	59.8	63.8	66.0	66.5	65.8	64.4	61.7
9	1.2	25.7	51.4	56.6	60.4	62.7	62.8	61.9	60.5	58.9
10	0.0	9.1	38.5	46.2	49.5	49.8	48.5	46.8	46.2	45.0
11	0.0	0.6	17.8	36.2	38.0	38.7	37.2	35.7	35.7	36.3
12	0.0	0.0	3.9	20.0	24.9	26.2	25.9	25.2	25.7	25.6

Attachment 3-A

Month/Hour	161	162	163	164	165	166	167	168
1	23.1	4.2	1.3	0.9	0.0	0.0	0.0	0.0
2	39.8	17.1	1.6	1.3	0.7	0.0	0.0	0.0
3	43.6	32.9	6.9	0.9	0.9	0.7	0.1	0.0
4	47.5	41.1	17.6	1.5	0.9	0.9	0.4	0.0
5	49.8	42.1	27.3	6.2	1.3	0.9	0.0	0.0
6	58.5	49.8	38.1	12.8	1.4	0.8	0.0	0.0
7	59.6	52.1	38.8	11.9	1.3	0.7	0.0	0.0
8	57.2	49.0	26.0	3.9	1.3	0.3	0.0	0.0
9	54.2	38.7	8.6	1.2	1.0	0.0	0.0	0.0
10	37.7	11.2	1.4	1.2	0.3	0.0	0.0	0.0
11	19.5	1.7	1.2	0.7	0.0	0.0	0.0	0.0
12	11.9	1.2	1.3	0.8	0.0	0.0	0.0	0.0

Attachment 3-A

Generic Capital Costs - used for potential resource additions after 2023

Installed Capital Costs

\$2017/kW	Gas CC	Solar	Wind
2018	1,107	1,379	1,670
2019	1,104	1,354	1,675
2020	1,104	1,335	1,662
2021	1,103	1,321	1,341
2022	1,104	1,312	1,329
2023	1,099	1,006	1,333
2024	1,096	991	1,328
2025	1,090	990	1,323
2026	1,081	954	1,315
2027	1,077	921	1,313
2028	1,068	904	1,307
2029	1,070	899	1,293
2030	1,066	873	1,294
2031	1,055	842	1,291
2032	1,035	829	1,282
2033	1,036	810	1,266
2034	1,024	794	1,257
2035	1,015	776	1,255
2036	1,004	764	1,252
2037	997	749	1,251
2038	997	749	1,251
2039	997	749	1,251
2040	997	749	1,251
2041	997	749	1,251
2042	997	749	1,251
2043	997	749	1,251
2044	997	749	1,251
2045	997	749	1,251
2046	997	749	1,251
2047	997	749	1,251
2048	997	749	1,251

Fixed O&M

\$2017/kW-yr	Gas CC	Solar	Wind
	10.70	16.89	38.98

Ongoing CapEx

\$2017/kW-yr	Gas CC	Solar	Wind
	3.00	5.11	11.08

Attachment 3-A

NIPSCO Financial Assumptions

Financial Assumption	Value
Cost of Equity	9.98%
Cost of Debt	5.71%
Equity %	58.44%
Debt %	41.56%
After-Tax Weighted Average Cost of Capital	7.61%
Federal Income Tax Rate	21.00%
State Income Tax Rate	4.90%
Blended Income Tax Rate	24.87%
Property Tax Rate	2.16%
Discount Rate	7.61%
AFUDC %	7.44%

Attachment 3-A

Gas Price Assumptions

nominal \$/mmBtu

	Chicago Citygates			
	Base	Aggressive Env. Reg.	Challenged Economy	Booming Econ/ Abundant Nat. Gas
1/1/2018	3.07	3.07	3.07	3.07
2/1/2018	3.11	3.11	3.11	3.11
3/1/2018	2.85	2.85	2.85	2.85
4/1/2018	2.50	2.50	2.50	2.50
5/1/2018	2.39	2.39	2.39	2.39
6/1/2018	2.40	2.40	2.40	2.40
7/1/2018	2.44	2.44	2.44	2.44
8/1/2018	2.44	2.44	2.44	2.44
9/1/2018	2.43	2.43	2.43	2.43
10/1/2018	2.45	2.45	2.45	2.45
11/1/2018	2.65	2.65	2.65	2.65
12/1/2018	2.86	2.86	2.86	2.86
1/1/2019	2.98	3.20	2.98	2.98
2/1/2019	2.99	3.21	2.99	2.99
3/1/2019	2.79	3.01	2.79	2.79
4/1/2019	2.48	2.68	2.48	2.48
5/1/2019	2.30	2.50	2.30	2.30
6/1/2019	2.30	2.50	2.30	2.30
7/1/2019	2.37	2.57	2.37	2.37
8/1/2019	2.37	2.58	2.37	2.37
9/1/2019	2.36	2.57	2.36	2.36
10/1/2019	2.36	2.57	2.36	2.36
11/1/2019	2.62	2.83	2.62	2.62
12/1/2019	2.81	3.02	2.81	2.81
1/1/2020	3.36	3.93	3.36	3.05
2/1/2020	3.36	3.93	3.36	3.05
3/1/2020	3.16	3.72	3.16	2.86
4/1/2020	2.83	3.35	2.83	2.54
5/1/2020	2.65	3.17	2.65	2.38
6/1/2020	2.65	3.17	2.65	2.38
7/1/2020	2.72	3.25	2.72	2.43
8/1/2020	2.72	3.25	2.73	2.45
9/1/2020	2.72	3.24	2.72	2.43
10/1/2020	2.72	3.24	2.72	2.43
11/1/2020	2.99	3.51	2.99	2.70
12/1/2020	3.18	3.73	3.18	2.87
1/1/2021	3.92	4.28	3.90	3.09
2/1/2021	3.92	4.28	3.90	3.10
3/1/2021	3.72	4.07	3.69	2.91
4/1/2021	3.33	3.66	3.32	2.58
5/1/2021	3.16	3.49	3.15	2.42
6/1/2021	3.17	3.49	3.15	2.41
7/1/2021	3.25	3.58	3.22	2.49
8/1/2021	3.25	3.58	3.23	2.49
9/1/2021	3.23	3.55	3.21	2.47
10/1/2021	3.25	3.58	3.22	2.47
11/1/2021	3.51	3.85	3.49	2.74
12/1/2021	3.72	4.07	3.70	2.92
1/1/2022	4.29	4.46	4.03	3.15
2/1/2022	4.29	4.46	4.03	3.15
3/1/2022	4.08	4.25	3.82	2.96
4/1/2022	3.68	3.84	3.44	2.64
5/1/2022	3.50	3.65	3.26	2.48
6/1/2022	3.51	3.66	3.28	2.48
7/1/2022	3.58	3.74	3.34	2.53
8/1/2022	3.59	3.74	3.34	2.54
9/1/2022	3.58	3.73	3.33	2.53
10/1/2022	3.59	3.74	3.35	2.54
11/1/2022	3.85	4.01	3.61	2.79

Attachment 3-A

	Chicago Citygates			
	Base	Aggressive Env. Reg.	Challenged Economy	Booming Econ/ Abundant Nat. Gas
12/1/2022	4.08	4.24	3.83	2.97
1/1/2023	4.44	4.68	4.12	3.20
2/1/2023	4.44	4.68	4.12	3.21
3/1/2023	4.23	4.46	3.92	3.01
4/1/2023	3.82	4.03	3.52	2.69
5/1/2023	3.64	3.84	3.34	2.52
6/1/2023	3.65	3.87	3.37	2.53
7/1/2023	3.73	3.94	3.43	2.59
8/1/2023	3.73	3.94	3.43	2.59
9/1/2023	3.72	3.93	3.42	2.58
10/1/2023	3.73	3.96	3.43	2.59
11/1/2023	4.00	4.21	3.70	2.83
12/1/2023	4.23	4.46	3.92	3.03
1/1/2024	4.60	4.91	4.22	3.26
2/1/2024	4.60	4.91	4.22	3.26
3/1/2024	4.38	4.69	4.01	3.07
4/1/2024	3.95	4.24	3.61	2.74
5/1/2024	3.78	4.07	3.44	2.57
6/1/2024	3.79	4.08	3.44	2.57
7/1/2024	3.87	4.16	3.53	2.65
8/1/2024	3.88	4.17	3.53	2.65
9/1/2024	3.87	4.16	3.52	2.65
10/1/2024	3.87	4.16	3.52	2.63
11/1/2024	4.16	4.44	3.79	2.89
12/1/2024	4.38	4.69	4.02	3.08
1/1/2025	4.76	5.15	4.32	3.32
2/1/2025	4.76	5.15	4.32	3.33
3/1/2025	4.54	4.93	4.11	3.14
4/1/2025	4.11	4.47	3.71	2.81
5/1/2025	3.93	4.29	3.54	2.64
6/1/2025	3.94	4.30	3.54	2.64
7/1/2025	4.03	4.39	3.63	2.71
8/1/2025	4.03	4.39	3.63	2.71
9/1/2025	4.01	4.37	3.61	2.69
10/1/2025	4.02	4.39	3.62	2.70
11/1/2025	4.30	4.67	3.89	2.95
12/1/2025	4.54	4.92	4.11	3.14
1/1/2026	4.92	5.40	4.42	3.39
2/1/2026	4.92	5.39	4.42	3.40
3/1/2026	4.71	5.17	4.21	3.20
4/1/2026	4.25	4.69	3.80	2.87
5/1/2026	4.09	4.51	3.64	2.70
6/1/2026	4.10	4.52	3.64	2.70
7/1/2026	4.17	4.61	3.71	2.77
8/1/2026	4.19	4.62	3.72	2.77
9/1/2026	4.17	4.59	3.71	2.76
10/1/2026	4.19	4.62	3.72	2.77
11/1/2026	4.46	4.89	3.98	3.02
12/1/2026	4.70	5.16	4.21	3.21
1/1/2027	5.09	5.65	4.53	3.45
2/1/2027	5.09	5.65	4.53	3.46
3/1/2027	4.87	5.42	4.32	3.27
4/1/2027	4.43	4.93	3.91	2.93
5/1/2027	4.23	4.74	3.72	2.76
6/1/2027	4.26	4.77	3.75	2.77
7/1/2027	4.34	4.86	3.82	2.84
8/1/2027	4.34	4.86	3.83	2.84
9/1/2027	4.33	4.84	3.82	2.83
10/1/2027	4.36	4.87	3.83	2.84
11/1/2027	4.61	5.13	4.08	3.08
12/1/2027	4.87	5.40	4.31	3.27
1/1/2028	5.27	5.92	4.63	3.60

Attachment 3-A

	Chicago Citygates			
	Base	Aggressive Env. Reg.	Challenged Economy	Booming Econ/ Abundant Nat. Gas
2/1/2028	5.27	5.91	4.63	3.60
3/1/2028	5.05	5.68	4.42	3.41
4/1/2028	4.58	5.17	3.99	3.06
5/1/2028	4.41	4.99	3.82	2.89
6/1/2028	4.42	5.00	3.84	2.89
7/1/2028	4.49	5.09	3.91	2.96
8/1/2028	4.50	5.09	3.91	2.96
9/1/2028	4.49	5.07	3.91	2.96
10/1/2028	4.50	5.10	3.92	2.96
11/1/2028	4.79	5.38	4.19	3.23
12/1/2028	5.03	5.66	4.42	3.41
1/1/2029	5.45	6.19	4.74	3.74
2/1/2029	5.44	6.18	4.74	3.74
3/1/2029	5.23	5.95	4.53	3.55
4/1/2029	4.74	5.41	4.09	3.18
5/1/2029	4.57	5.24	3.93	3.04
6/1/2029	4.58	5.25	3.95	3.04
7/1/2029	4.67	5.35	4.02	3.11
8/1/2029	4.67	5.35	4.02	3.11
9/1/2029	4.66	5.34	4.01	3.09
10/1/2029	4.69	5.37	4.03	3.11
11/1/2029	4.96	5.64	4.30	3.36
12/1/2029	5.21	5.92	4.53	3.56
1/1/2030	5.64	6.47	4.86	3.90
2/1/2030	5.63	6.46	4.85	3.90
3/1/2030	5.41	6.22	4.64	3.70
4/1/2030	4.92	5.67	4.21	3.34
5/1/2030	4.74	5.48	4.03	3.16
6/1/2030	4.77	5.52	4.05	3.17
7/1/2030	4.84	5.61	4.13	3.25
8/1/2030	4.86	5.61	4.13	3.26
9/1/2030	4.83	5.58	4.10	3.23
10/1/2030	4.86	5.63	4.13	3.26
11/1/2030	5.12	5.91	4.40	3.50
12/1/2030	5.39	6.20	4.64	3.70
1/1/2031	5.85	6.76	4.97	4.05
2/1/2031	5.84	6.75	4.97	4.06
3/1/2031	5.62	6.51	4.76	3.86
4/1/2031	5.11	5.94	4.31	3.48
5/1/2031	4.93	5.76	4.15	3.32
6/1/2031	4.96	5.79	4.16	3.33
7/1/2031	5.04	5.86	4.24	3.39
8/1/2031	5.04	5.88	4.24	3.39
9/1/2031	5.02	5.86	4.22	3.39
10/1/2031	5.05	5.88	4.24	3.39
11/1/2031	5.32	6.17	4.51	3.65
12/1/2031	5.60	6.48	4.75	3.86
1/1/2032	6.06	7.06	5.09	4.22
2/1/2032	6.05	7.04	5.08	4.22
3/1/2032	5.83	6.80	4.87	4.02
4/1/2032	5.29	6.20	4.42	3.63
5/1/2032	5.14	6.03	4.26	3.48
6/1/2032	5.16	6.05	4.26	3.48
7/1/2032	5.25	6.16	4.36	3.56
8/1/2032	5.25	6.16	4.36	3.56
9/1/2032	5.23	6.14	4.34	3.54
10/1/2032	5.26	6.17	4.36	3.56
11/1/2032	5.53	6.45	4.60	3.80
12/1/2032	5.81	6.77	4.86	4.02
1/1/2033	6.29	7.37	5.21	4.40
2/1/2033	6.28	7.35	5.20	4.39
3/1/2033	6.05	7.11	4.99	4.19

Attachment 3-A

	Chicago Citygates			
	Base	Aggressive Env. Reg.	Challenged Economy	Booming Econ/ Abundant Nat. Gas
4/1/2033	5.52	6.49	4.54	3.80
5/1/2033	5.33	6.30	4.35	3.63
6/1/2033	5.36	6.35	4.38	3.65
7/1/2033	5.44	6.43	4.45	3.71
8/1/2033	5.45	6.44	4.46	3.71
9/1/2033	5.44	6.41	4.45	3.69
10/1/2033	5.45	6.44	4.46	3.71
11/1/2033	5.74	6.76	4.73	3.98
12/1/2033	6.02	7.07	4.98	4.19
1/1/2034	6.52	7.68	5.33	4.57
2/1/2034	6.50	7.67	5.32	4.57
3/1/2034	6.27	7.42	5.11	4.37
4/1/2034	5.73	6.79	4.64	3.96
5/1/2034	5.55	6.61	4.48	3.80
6/1/2034	5.57	6.63	4.49	3.80
7/1/2034	5.66	6.74	4.57	3.88
8/1/2034	5.66	6.74	4.59	3.88
9/1/2034	5.65	6.72	4.57	3.88
10/1/2034	5.68	6.76	4.59	3.88
11/1/2034	5.95	7.04	4.85	4.14
12/1/2034	6.24	7.37	5.09	4.36
1/1/2035	6.75	8.01	5.46	4.76
2/1/2035	6.74	7.99	5.45	4.76
3/1/2035	6.51	7.75	5.24	4.56
4/1/2035	5.93	7.08	4.75	4.13
5/1/2035	5.75	6.90	4.59	3.96
6/1/2035	5.80	6.93	4.62	3.98
7/1/2035	5.88	7.03	4.69	4.05
8/1/2035	5.88	7.04	4.69	4.05
9/1/2035	5.86	7.01	4.67	4.05
10/1/2035	5.90	7.04	4.70	4.06
11/1/2035	6.18	7.36	4.96	4.31
12/1/2035	6.48	7.70	5.22	4.55
1/1/2036	7.00	8.35	5.59	4.96
2/1/2036	6.98	8.33	5.58	4.95
3/1/2036	6.75	8.08	5.37	4.75
4/1/2036	6.17	7.39	4.88	4.32
5/1/2036	5.99	7.21	4.72	4.15
6/1/2036	6.02	7.26	4.73	4.16
7/1/2036	6.11	7.36	4.82	4.25
8/1/2036	6.12	7.36	4.82	4.25
9/1/2036	6.09	7.34	4.80	4.23
10/1/2036	6.12	7.38	4.83	4.25
11/1/2036	6.41	7.66	5.08	4.50
12/1/2036	6.71	8.02	5.34	4.73
1/1/2037	7.25	8.70	5.72	5.16
2/1/2037	7.23	8.68	5.71	5.15
3/1/2037	6.99	8.42	5.50	4.95
4/1/2037	6.39	7.72	5.00	4.49
5/1/2037	6.22	7.51	4.83	4.32
6/1/2037	6.25	7.57	4.85	4.35
7/1/2037	6.34	7.67	4.94	4.42
8/1/2037	6.34	7.67	4.94	4.42
9/1/2037	6.32	7.65	4.92	4.41
10/1/2037	6.35	7.69	4.94	4.42
11/1/2037	6.63	7.99	5.21	4.68
12/1/2037	6.96	8.36	5.47	4.93
1/1/2038	7.50	9.06	5.85	5.37
2/1/2038	7.49	9.04	5.84	5.37
3/1/2038	7.25	8.78	5.63	5.16
4/1/2038	6.63	8.04	5.13	4.69
5/1/2038	6.45	7.86	4.97	4.53

Attachment 3-A

	Chicago Citygates			
	Base	Aggressive Env. Reg.	Challenged Economy	Booming Econ/ Abundant Nat. Gas
6/1/2038	6.49	7.92	4.99	4.55
7/1/2038	6.57	8.00	5.07	4.62
8/1/2038	6.59	8.02	5.07	4.64
9/1/2038	6.57	7.99	5.06	4.62
10/1/2038	6.61	8.04	5.07	4.64
11/1/2038	6.89	8.35	5.35	4.90
12/1/2038	7.21	8.72	5.61	5.14

Attachment 3-A

nominal \$/mmBtu

	Henry Hub			
	Base	Aggressive Env. Reg.	Challenged Economy	Booming Econ/ Abundant Nat. Gas
1/1/2018	2.93	2.93	2.93	2.93
2/1/2018	2.95	2.95	2.95	2.95
3/1/2018	2.87	2.87	2.87	2.87
4/1/2018	2.66	2.66	2.66	2.66
5/1/2018	2.65	2.65	2.65	2.65
6/1/2018	2.68	2.68	2.68	2.68
7/1/2018	2.72	2.72	2.72	2.72
8/1/2018	2.72	2.72	2.72	2.72
9/1/2018	2.70	2.70	2.70	2.70
10/1/2018	2.73	2.73	2.73	2.73
11/1/2018	2.77	2.77	2.77	2.77
12/1/2018	2.91	2.91	2.91	2.91
1/1/2019	2.93	3.16	2.94	2.94
2/1/2019	2.92	3.14	2.92	2.92
3/1/2019	2.88	3.10	2.88	2.88
4/1/2019	2.67	2.87	2.67	2.67
5/1/2019	2.64	2.84	2.64	2.64
6/1/2019	2.67	2.87	2.67	2.67
7/1/2019	2.69	2.89	2.69	2.69
8/1/2019	2.69	2.90	2.69	2.69
9/1/2019	2.68	2.89	2.68	2.68
10/1/2019	2.70	2.91	2.70	2.70
11/1/2019	2.74	2.95	2.74	2.74
12/1/2019	2.84	3.06	2.84	2.84
1/1/2020	3.31	3.88	3.31	3.00
2/1/2020	3.30	3.86	3.30	2.99
3/1/2020	3.25	3.81	3.25	2.94
4/1/2020	3.01	3.53	3.01	2.72
5/1/2020	2.99	3.50	2.99	2.71
6/1/2020	3.01	3.53	3.01	2.73
7/1/2020	3.03	3.56	3.03	2.75
8/1/2020	3.03	3.56	3.05	2.76
9/1/2020	3.03	3.55	3.03	2.75
10/1/2020	3.06	3.57	3.06	2.77
11/1/2020	3.09	3.62	3.09	2.81
12/1/2020	3.21	3.76	3.21	2.91
1/1/2021	3.88	4.24	3.85	3.05
2/1/2021	3.86	4.22	3.84	3.04
3/1/2021	3.80	4.15	3.78	2.99
4/1/2021	3.51	3.85	3.50	2.77
5/1/2021	3.49	3.82	3.48	2.76
6/1/2021	3.53	3.85	3.50	2.77
7/1/2021	3.55	3.88	3.53	2.79
8/1/2021	3.55	3.88	3.54	2.79
9/1/2021	3.55	3.87	3.53	2.79
10/1/2021	3.58	3.91	3.55	2.80
11/1/2021	3.63	3.96	3.60	2.85
12/1/2021	3.76	4.10	3.73	2.96
1/1/2022	4.25	4.41	3.99	3.10
2/1/2022	4.23	4.39	3.97	3.09
3/1/2022	4.16	4.33	3.91	3.04
4/1/2022	3.85	4.01	3.61	2.81
5/1/2022	3.83	3.98	3.59	2.80
6/1/2022	3.86	4.01	3.63	2.83
7/1/2022	3.89	4.05	3.65	2.84
8/1/2022	3.90	4.05	3.65	2.85
9/1/2022	3.89	4.04	3.64	2.84
10/1/2022	3.91	4.06	3.68	2.86
11/1/2022	3.96	4.13	3.73	2.90

Attachment 3-A

	Henry Hub			
	Base	Aggressive Env. Reg.	Challenged Economy	Booming Econ/ Abundant Nat. Gas
12/1/2022	4.12	4.28	3.86	3.01
1/1/2023	4.40	4.64	4.08	3.16
2/1/2023	4.38	4.62	4.06	3.14
3/1/2023	4.31	4.55	4.00	3.10
4/1/2023	4.00	4.21	3.70	2.87
5/1/2023	3.97	4.17	3.68	2.85
6/1/2023	4.00	4.21	3.72	2.87
7/1/2023	4.03	4.25	3.74	2.90
8/1/2023	4.03	4.25	3.74	2.90
9/1/2023	4.02	4.24	3.73	2.89
10/1/2023	4.05	4.28	3.75	2.91
11/1/2023	4.11	4.33	3.82	2.95
12/1/2023	4.26	4.50	3.95	3.06
1/1/2024	4.56	4.87	4.18	3.22
2/1/2024	4.53	4.85	4.16	3.20
3/1/2024	4.47	4.77	4.10	3.15
4/1/2024	4.13	4.42	3.79	2.92
5/1/2024	4.11	4.39	3.77	2.89
6/1/2024	4.15	4.43	3.79	2.92
7/1/2024	4.17	4.46	3.83	2.95
8/1/2024	4.18	4.47	3.83	2.95
9/1/2024	4.17	4.46	3.82	2.95
10/1/2024	4.20	4.48	3.85	2.96
11/1/2024	4.26	4.55	3.90	3.00
12/1/2024	4.41	4.72	4.05	3.12
1/1/2025	4.72	5.11	4.28	3.28
2/1/2025	4.69	5.09	4.26	3.26
3/1/2025	4.62	5.01	4.20	3.22
4/1/2025	4.29	4.64	3.89	2.98
5/1/2025	4.25	4.60	3.86	2.95
6/1/2025	4.29	4.64	3.89	2.98
7/1/2025	4.33	4.68	3.93	3.01
8/1/2025	4.33	4.68	3.93	3.01
9/1/2025	4.31	4.67	3.91	2.99
10/1/2025	4.34	4.71	3.94	3.02
11/1/2025	4.41	4.78	3.99	3.06
12/1/2025	4.57	4.95	4.15	3.18
1/1/2026	4.88	5.36	4.38	3.35
2/1/2026	4.86	5.33	4.36	3.33
3/1/2026	4.79	5.25	4.30	3.28
4/1/2026	4.43	4.86	3.98	3.04
5/1/2026	4.40	4.82	3.95	3.02
6/1/2026	4.44	4.86	3.98	3.04
7/1/2026	4.47	4.91	4.01	3.07
8/1/2026	4.48	4.92	4.02	3.07
9/1/2026	4.47	4.89	4.01	3.06
10/1/2026	4.50	4.93	4.04	3.08
11/1/2026	4.57	5.00	4.09	3.13
12/1/2026	4.73	5.19	4.25	3.24
1/1/2027	5.05	5.61	4.49	3.41
2/1/2027	5.03	5.58	4.46	3.40
3/1/2027	4.95	5.50	4.40	3.35
4/1/2027	4.59	5.09	4.08	3.09
5/1/2027	4.55	5.06	4.04	3.08
6/1/2027	4.59	5.11	4.08	3.11
7/1/2027	4.63	5.15	4.11	3.14
8/1/2027	4.63	5.15	4.12	3.14
9/1/2027	4.62	5.13	4.11	3.12
10/1/2027	4.66	5.17	4.13	3.15
11/1/2027	4.72	5.24	4.19	3.19
12/1/2027	4.90	5.44	4.35	3.31
1/1/2028	5.23	5.88	4.59	3.56

Attachment 3-A

	Henry Hub			
	Base	Aggressive Env. Reg.	Challenged Economy	Booming Econ/ Abundant Nat. Gas
2/1/2028	5.20	5.85	4.57	3.54
3/1/2028	5.13	5.76	4.50	3.49
4/1/2028	4.75	5.34	4.16	3.23
5/1/2028	4.72	5.30	4.14	3.20
6/1/2028	4.76	5.34	4.18	3.23
7/1/2028	4.79	5.38	4.21	3.26
8/1/2028	4.80	5.38	4.21	3.26
9/1/2028	4.79	5.37	4.21	3.26
10/1/2028	4.82	5.41	4.24	3.27
11/1/2028	4.89	5.48	4.29	3.33
12/1/2028	5.07	5.69	4.45	3.45
1/1/2029	5.41	6.15	4.70	3.70
2/1/2029	5.39	6.12	4.68	3.69
3/1/2029	5.30	6.03	4.61	3.63
4/1/2029	4.92	5.58	4.27	3.36
5/1/2029	4.87	5.54	4.24	3.34
6/1/2029	4.92	5.58	4.28	3.37
7/1/2029	4.96	5.64	4.31	3.40
8/1/2029	4.96	5.64	4.31	3.40
9/1/2029	4.95	5.63	4.30	3.38
10/1/2029	4.99	5.67	4.34	3.41
11/1/2029	5.06	5.74	4.40	3.46
12/1/2029	5.24	5.96	4.56	3.59
1/1/2030	5.60	6.43	4.82	3.86
2/1/2030	5.57	6.40	4.79	3.84
3/1/2030	5.49	6.30	4.72	3.78
4/1/2030	5.08	5.83	4.37	3.50
5/1/2030	5.05	5.79	4.34	3.47
6/1/2030	5.09	5.85	4.37	3.50
7/1/2030	5.12	5.89	4.41	3.53
8/1/2030	5.14	5.89	4.41	3.54
9/1/2030	5.12	5.88	4.40	3.53
10/1/2030	5.15	5.92	4.43	3.56
11/1/2030	5.23	6.01	4.50	3.60
12/1/2030	5.43	6.23	4.67	3.74
1/1/2031	5.81	6.72	4.93	4.01
2/1/2031	5.78	6.69	4.91	4.00
3/1/2031	5.69	6.59	4.83	3.94
4/1/2031	5.28	6.11	4.48	3.65
5/1/2031	5.23	6.06	4.45	3.62
6/1/2031	5.28	6.11	4.48	3.65
7/1/2031	5.32	6.15	4.52	3.68
8/1/2031	5.32	6.17	4.52	3.68
9/1/2031	5.31	6.15	4.51	3.68
10/1/2031	5.35	6.18	4.54	3.69
11/1/2031	5.43	6.27	4.61	3.75
12/1/2031	5.63	6.51	4.78	3.89
1/1/2032	6.02	7.02	5.05	4.18
2/1/2032	6.00	6.98	5.02	4.16
3/1/2032	5.90	6.88	4.95	4.10
4/1/2032	5.46	6.37	4.59	3.80
5/1/2032	5.43	6.33	4.56	3.77
6/1/2032	5.48	6.37	4.59	3.80
7/1/2032	5.53	6.43	4.63	3.83
8/1/2032	5.53	6.43	4.63	3.83
9/1/2032	5.51	6.42	4.62	3.82
10/1/2032	5.56	6.46	4.65	3.85
11/1/2032	5.63	6.56	4.71	3.91
12/1/2032	5.84	6.80	4.89	4.05
1/1/2033	6.25	7.33	5.17	4.36
2/1/2033	6.22	7.29	5.14	4.33
3/1/2033	6.12	7.18	5.07	4.27

Attachment 3-A

	Henry Hub			
	Base	Aggressive Env. Reg.	Challenged Economy	Booming Econ/ Abundant Nat. Gas
4/1/2033	5.67	6.65	4.70	3.96
5/1/2033	5.63	6.60	4.65	3.93
6/1/2033	5.67	6.66	4.70	3.96
7/1/2033	5.72	6.71	4.73	3.99
8/1/2033	5.74	6.73	4.75	3.99
9/1/2033	5.72	6.69	4.73	3.98
10/1/2033	5.75	6.74	4.76	4.01
11/1/2033	5.83	6.85	4.82	4.07
12/1/2033	6.06	7.10	5.01	4.22
1/1/2034	6.48	7.65	5.29	4.54
2/1/2034	6.45	7.61	5.27	4.51
3/1/2034	6.35	7.50	5.19	4.45
4/1/2034	5.89	6.95	4.80	4.12
5/1/2034	5.84	6.90	4.77	4.09
6/1/2034	5.89	6.95	4.81	4.12
7/1/2034	5.94	7.01	4.85	4.16
8/1/2034	5.94	7.01	4.86	4.16
9/1/2034	5.92	7.00	4.85	4.16
10/1/2034	5.97	7.04	4.88	4.17
11/1/2034	6.05	7.14	4.94	4.24
12/1/2034	6.28	7.41	5.13	4.39
1/1/2035	6.71	7.98	5.42	4.72
2/1/2035	6.68	7.94	5.39	4.70
3/1/2035	6.58	7.82	5.31	4.63
4/1/2035	6.09	7.24	4.91	4.29
5/1/2035	6.05	7.19	4.88	4.26
6/1/2035	6.11	7.24	4.93	4.29
7/1/2035	6.16	7.31	4.96	4.33
8/1/2035	6.16	7.32	4.96	4.33
9/1/2035	6.14	7.29	4.95	4.33
10/1/2035	6.19	7.34	5.00	4.36
11/1/2035	6.27	7.45	5.06	4.41
12/1/2035	6.51	7.73	5.25	4.58
1/1/2036	6.96	8.31	5.55	4.92
2/1/2036	6.93	8.28	5.52	4.90
3/1/2036	6.82	8.15	5.44	4.82
4/1/2036	6.32	7.54	5.03	4.47
5/1/2036	6.27	7.49	5.00	4.43
6/1/2036	6.32	7.56	5.03	4.47
7/1/2036	6.37	7.63	5.08	4.52
8/1/2036	6.39	7.63	5.08	4.52
9/1/2036	6.36	7.61	5.07	4.50
10/1/2036	6.41	7.66	5.12	4.53
11/1/2036	6.51	7.76	5.19	4.60
12/1/2036	6.74	8.06	5.38	4.77
1/1/2037	7.21	8.66	5.68	5.12
2/1/2037	7.18	8.62	5.65	5.10
3/1/2037	7.07	8.49	5.57	5.02
4/1/2037	6.54	7.87	5.16	4.65
5/1/2037	6.51	7.80	5.12	4.61
6/1/2037	6.56	7.87	5.16	4.66
7/1/2037	6.61	7.94	5.21	4.70
8/1/2037	6.61	7.94	5.21	4.70
9/1/2037	6.59	7.92	5.19	4.68
10/1/2037	6.64	7.98	5.23	4.71
11/1/2037	6.73	8.09	5.31	4.78
12/1/2037	6.99	8.39	5.51	4.96
1/1/2038	7.47	9.03	5.82	5.34
2/1/2038	7.43	8.98	5.79	5.31
3/1/2038	7.32	8.85	5.70	5.23
4/1/2038	6.78	8.20	5.28	4.85
5/1/2038	6.73	8.14	5.25	4.81

Attachment 3-A

	Henry Hub			
	Base	Aggressive Env. Reg.	Challenged Economy	Booming Econ/ Abundant Nat. Gas
6/1/2038	6.78	8.21	5.28	4.85
7/1/2038	6.84	8.26	5.34	4.88
8/1/2038	6.85	8.28	5.34	4.90
9/1/2038	6.84	8.25	5.32	4.88
10/1/2038	6.89	8.32	5.35	4.92
11/1/2038	6.97	8.44	5.44	4.99
12/1/2038	7.24	8.75	5.64	5.17

Attachment 3-A

2017 \$/mmBtu

	Chicago Citygates			
	Base	Aggressive Env. Reg.	Challenged Economy	Booming Econ/ Abundant Nat. Gas
1/1/2018	3.01	3.01	3.01	3.01
2/1/2018	3.05	3.05	3.05	3.05
3/1/2018	2.79	2.79	2.79	2.79
4/1/2018	2.45	2.45	2.45	2.45
5/1/2018	2.34	2.34	2.34	2.34
6/1/2018	2.36	2.36	2.36	2.36
7/1/2018	2.39	2.39	2.39	2.39
8/1/2018	2.39	2.39	2.39	2.39
9/1/2018	2.38	2.38	2.38	2.38
10/1/2018	2.40	2.40	2.40	2.40
11/1/2018	2.59	2.59	2.59	2.59
12/1/2018	2.80	2.80	2.80	2.80
1/1/2019	2.86	3.07	2.86	2.86
2/1/2019	2.87	3.08	2.87	2.87
3/1/2019	2.68	2.89	2.68	2.68
4/1/2019	2.38	2.57	2.38	2.38
5/1/2019	2.21	2.40	2.21	2.21
6/1/2019	2.21	2.40	2.21	2.21
7/1/2019	2.28	2.47	2.28	2.28
8/1/2019	2.28	2.48	2.28	2.28
9/1/2019	2.27	2.47	2.27	2.27
10/1/2019	2.27	2.47	2.27	2.27
11/1/2019	2.51	2.72	2.51	2.51
12/1/2019	2.69	2.90	2.69	2.69
1/1/2020	3.16	3.69	3.16	2.86
2/1/2020	3.16	3.69	3.16	2.87
3/1/2020	2.97	3.50	2.97	2.69
4/1/2020	2.66	3.14	2.66	2.39
5/1/2020	2.49	2.98	2.49	2.23
6/1/2020	2.49	2.98	2.49	2.23
7/1/2020	2.56	3.05	2.56	2.29
8/1/2020	2.56	3.05	2.57	2.30
9/1/2020	2.56	3.04	2.56	2.29
10/1/2020	2.56	3.04	2.56	2.29
11/1/2020	2.81	3.30	2.81	2.54
12/1/2020	2.98	3.50	2.98	2.70
1/1/2021	3.61	3.94	3.59	2.85
2/1/2021	3.61	3.94	3.59	2.85
3/1/2021	3.42	3.74	3.40	2.67
4/1/2021	3.07	3.37	3.05	2.38
5/1/2021	2.91	3.21	2.90	2.23
6/1/2021	2.92	3.21	2.90	2.22
7/1/2021	2.99	3.29	2.96	2.29
8/1/2021	2.99	3.29	2.98	2.29
9/1/2021	2.98	3.27	2.95	2.28
10/1/2021	2.99	3.29	2.96	2.28
11/1/2021	3.23	3.54	3.21	2.52
12/1/2021	3.42	3.75	3.40	2.69
1/1/2022	3.87	4.02	3.63	2.84
2/1/2022	3.87	4.02	3.63	2.84
3/1/2022	3.68	3.83	3.45	2.67
4/1/2022	3.31	3.46	3.10	2.38
5/1/2022	3.16	3.29	2.94	2.23
6/1/2022	3.17	3.30	2.95	2.23
7/1/2022	3.22	3.37	3.01	2.28
8/1/2022	3.23	3.37	3.01	2.29
9/1/2022	3.22	3.36	3.00	2.28
10/1/2022	3.23	3.37	3.02	2.29
11/1/2022	3.47	3.62	3.26	2.51

Attachment 3-A

	Chicago Citygates			
	Base	Aggressive Env. Reg.	Challenged Economy	Booming Econ/ Abundant Nat. Gas
12/1/2022	3.68	3.82	3.45	2.68
1/1/2023	3.92	4.13	3.64	2.83
2/1/2023	3.92	4.13	3.64	2.83
3/1/2023	3.73	3.94	3.46	2.66
4/1/2023	3.37	3.56	3.11	2.38
5/1/2023	3.21	3.39	2.95	2.22
6/1/2023	3.22	3.41	2.98	2.23
7/1/2023	3.29	3.48	3.03	2.29
8/1/2023	3.29	3.48	3.03	2.29
9/1/2023	3.28	3.47	3.02	2.28
10/1/2023	3.29	3.49	3.03	2.29
11/1/2023	3.53	3.72	3.27	2.50
12/1/2023	3.73	3.94	3.46	2.67
1/1/2024	3.98	4.25	3.65	2.82
2/1/2024	3.97	4.24	3.65	2.82
3/1/2024	3.79	4.06	3.47	2.65
4/1/2024	3.41	3.66	3.12	2.37
5/1/2024	3.27	3.52	2.98	2.22
6/1/2024	3.28	3.53	2.98	2.22
7/1/2024	3.35	3.60	3.05	2.29
8/1/2024	3.36	3.61	3.05	2.29
9/1/2024	3.35	3.60	3.04	2.29
10/1/2024	3.35	3.60	3.04	2.28
11/1/2024	3.60	3.84	3.28	2.50
12/1/2024	3.79	4.05	3.47	2.67
1/1/2025	4.03	4.36	3.66	2.81
2/1/2025	4.03	4.36	3.66	2.82
3/1/2025	3.85	4.17	3.48	2.65
4/1/2025	3.48	3.79	3.14	2.38
5/1/2025	3.32	3.63	3.00	2.23
6/1/2025	3.34	3.64	3.00	2.23
7/1/2025	3.41	3.72	3.08	2.30
8/1/2025	3.41	3.72	3.08	2.30
9/1/2025	3.39	3.70	3.05	2.28
10/1/2025	3.40	3.72	3.07	2.29
11/1/2025	3.64	3.96	3.29	2.50
12/1/2025	3.84	4.16	3.48	2.66
1/1/2026	4.08	4.48	3.67	2.81
2/1/2026	4.08	4.47	3.67	2.82
3/1/2026	3.90	4.29	3.50	2.66
4/1/2026	3.53	3.89	3.16	2.38
5/1/2026	3.39	3.74	3.02	2.24
6/1/2026	3.40	3.75	3.02	2.24
7/1/2026	3.46	3.82	3.08	2.30
8/1/2026	3.47	3.83	3.09	2.30
9/1/2026	3.46	3.81	3.08	2.29
10/1/2026	3.47	3.83	3.09	2.30
11/1/2026	3.70	4.06	3.30	2.50
12/1/2026	3.90	4.28	3.49	2.66
1/1/2027	4.14	4.59	3.68	2.81
2/1/2027	4.14	4.59	3.68	2.81
3/1/2027	3.96	4.40	3.51	2.65
4/1/2027	3.60	4.00	3.18	2.38
5/1/2027	3.44	3.85	3.02	2.24
6/1/2027	3.46	3.88	3.04	2.25
7/1/2027	3.53	3.94	3.10	2.31
8/1/2027	3.53	3.94	3.11	2.31
9/1/2027	3.52	3.93	3.10	2.30
10/1/2027	3.54	3.96	3.11	2.31
11/1/2027	3.74	4.17	3.31	2.50
12/1/2027	3.95	4.39	3.50	2.66
1/1/2028	4.19	4.71	3.69	2.86

Attachment 3-A

	Chicago Citygates			
	Base	Aggressive Env. Reg.	Challenged Economy	Booming Econ/ Abundant Nat. Gas
2/1/2028	4.19	4.70	3.69	2.86
3/1/2028	4.02	4.52	3.52	2.71
4/1/2028	3.64	4.11	3.18	2.43
5/1/2028	3.50	3.97	3.04	2.30
6/1/2028	3.52	3.98	3.05	2.30
7/1/2028	3.57	4.05	3.11	2.36
8/1/2028	3.58	4.05	3.11	2.36
9/1/2028	3.57	4.03	3.11	2.36
10/1/2028	3.58	4.06	3.12	2.36
11/1/2028	3.81	4.28	3.34	2.57
12/1/2028	4.00	4.50	3.52	2.72
1/1/2029	4.25	4.82	3.70	2.92
2/1/2029	4.24	4.81	3.69	2.92
3/1/2029	4.07	4.63	3.53	2.77
4/1/2029	3.70	4.21	3.19	2.48
5/1/2029	3.56	4.08	3.07	2.37
6/1/2029	3.57	4.09	3.08	2.37
7/1/2029	3.64	4.17	3.13	2.42
8/1/2029	3.64	4.17	3.13	2.42
9/1/2029	3.63	4.16	3.12	2.41
10/1/2029	3.65	4.18	3.14	2.42
11/1/2029	3.87	4.40	3.35	2.61
12/1/2029	4.06	4.62	3.53	2.77
1/1/2030	4.30	4.94	3.71	2.97
2/1/2030	4.30	4.93	3.70	2.97
3/1/2030	4.13	4.75	3.54	2.83
4/1/2030	3.75	4.33	3.21	2.55
5/1/2030	3.62	4.18	3.08	2.41
6/1/2030	3.64	4.21	3.09	2.42
7/1/2030	3.70	4.28	3.16	2.48
8/1/2030	3.71	4.28	3.16	2.49
9/1/2030	3.69	4.26	3.13	2.47
10/1/2030	3.71	4.29	3.16	2.49
11/1/2030	3.91	4.51	3.36	2.67
12/1/2030	4.12	4.73	3.54	2.83
1/1/2031	4.37	5.05	3.72	3.03
2/1/2031	4.37	5.04	3.71	3.03
3/1/2031	4.20	4.87	3.56	2.89
4/1/2031	3.82	4.44	3.22	2.60
5/1/2031	3.69	4.31	3.10	2.48
6/1/2031	3.71	4.33	3.11	2.49
7/1/2031	3.76	4.38	3.17	2.54
8/1/2031	3.76	4.40	3.17	2.54
9/1/2031	3.75	4.38	3.16	2.54
10/1/2031	3.78	4.40	3.17	2.54
11/1/2031	3.98	4.61	3.37	2.73
12/1/2031	4.18	4.84	3.55	2.89
1/1/2032	4.44	5.17	3.73	3.09
2/1/2032	4.43	5.16	3.72	3.09
3/1/2032	4.27	4.98	3.57	2.95
4/1/2032	3.88	4.54	3.23	2.66
5/1/2032	3.76	4.42	3.12	2.55
6/1/2032	3.78	4.43	3.12	2.55
7/1/2032	3.84	4.51	3.19	2.60
8/1/2032	3.84	4.51	3.19	2.60
9/1/2032	3.83	4.50	3.18	2.59
10/1/2032	3.85	4.52	3.19	2.60
11/1/2032	4.05	4.72	3.37	2.78
12/1/2032	4.25	4.96	3.56	2.95
1/1/2033	4.51	5.28	3.74	3.15
2/1/2033	4.50	5.27	3.73	3.15
3/1/2033	4.34	5.10	3.58	3.01

Attachment 3-A

	Chicago Citygates			
	Base	Aggressive Env. Reg.	Challenged Economy	Booming Econ/ Abundant Nat. Gas
4/1/2033	3.96	4.65	3.26	2.73
5/1/2033	3.82	4.52	3.12	2.60
6/1/2033	3.84	4.55	3.14	2.61
7/1/2033	3.90	4.61	3.19	2.66
8/1/2033	3.91	4.62	3.20	2.66
9/1/2033	3.90	4.60	3.19	2.65
10/1/2033	3.91	4.62	3.20	2.66
11/1/2033	4.11	4.85	3.39	2.85
12/1/2033	4.32	5.07	3.57	3.00
1/1/2034	4.58	5.40	3.74	3.21
2/1/2034	4.57	5.38	3.74	3.21
3/1/2034	4.41	5.21	3.59	3.07
4/1/2034	4.02	4.77	3.26	2.78
5/1/2034	3.90	4.64	3.14	2.67
6/1/2034	3.91	4.65	3.16	2.67
7/1/2034	3.98	4.73	3.21	2.73
8/1/2034	3.98	4.73	3.22	2.73
9/1/2034	3.97	4.72	3.21	2.73
10/1/2034	3.99	4.74	3.22	2.73
11/1/2034	4.18	4.95	3.40	2.91
12/1/2034	4.39	5.18	3.58	3.06
1/1/2035	4.64	5.51	3.75	3.27
2/1/2035	4.64	5.50	3.75	3.27
3/1/2035	4.48	5.33	3.60	3.13
4/1/2035	4.08	4.87	3.27	2.84
5/1/2035	3.96	4.74	3.16	2.73
6/1/2035	3.99	4.77	3.18	2.74
7/1/2035	4.05	4.83	3.22	2.78
8/1/2035	4.05	4.85	3.22	2.78
9/1/2035	4.03	4.82	3.21	2.78
10/1/2035	4.06	4.85	3.23	2.79
11/1/2035	4.25	5.06	3.41	2.96
12/1/2035	4.45	5.29	3.59	3.13
1/1/2036	4.71	5.63	3.76	3.34
2/1/2036	4.70	5.61	3.76	3.34
3/1/2036	4.55	5.44	3.62	3.20
4/1/2036	4.16	4.98	3.29	2.91
5/1/2036	4.03	4.86	3.18	2.79
6/1/2036	4.06	4.89	3.19	2.81
7/1/2036	4.11	4.96	3.25	2.86
8/1/2036	4.12	4.96	3.25	2.86
9/1/2036	4.10	4.95	3.23	2.85
10/1/2036	4.12	4.97	3.26	2.86
11/1/2036	4.32	5.16	3.43	3.03
12/1/2036	4.52	5.41	3.60	3.19
1/1/2037	4.78	5.74	3.78	3.41
2/1/2037	4.77	5.73	3.77	3.40
3/1/2037	4.61	5.56	3.63	3.27
4/1/2037	4.21	5.09	3.30	2.96
5/1/2037	4.10	4.96	3.19	2.85
6/1/2037	4.12	4.99	3.20	2.87
7/1/2037	4.18	5.06	3.26	2.92
8/1/2037	4.18	5.06	3.26	2.92
9/1/2037	4.17	5.05	3.25	2.91
10/1/2037	4.19	5.07	3.26	2.92
11/1/2037	4.37	5.27	3.44	3.09
12/1/2037	4.59	5.52	3.61	3.25
1/1/2038	4.85	5.86	3.78	3.47
2/1/2038	4.84	5.84	3.78	3.47
3/1/2038	4.68	5.67	3.64	3.33
4/1/2038	4.28	5.20	3.31	3.03
5/1/2038	4.17	5.08	3.21	2.93

Attachment 3-A

	Chicago Citygates			
	Base	Aggressive Env. Reg.	Challenged Economy	Booming Econ/ Abundant Nat. Gas
6/1/2038	4.19	5.12	3.22	2.94
7/1/2038	4.25	5.17	3.28	2.99
8/1/2038	4.26	5.18	3.28	3.00
9/1/2038	4.25	5.16	3.27	2.99
10/1/2038	4.27	5.20	3.28	3.00
11/1/2038	4.45	5.40	3.46	3.17
12/1/2038	4.66	5.63	3.62	3.32

Attachment 3-A

2017 \$/mmBtu

	Henry Hub			
	Base	Aggressive Env. Reg.	Challenged Economy	Booming Econ/ Abundant Nat. Gas
1/1/2018	2.87	2.87	2.87	2.87
2/1/2018	2.89	2.89	2.89	2.89
3/1/2018	2.81	2.81	2.81	2.81
4/1/2018	2.60	2.60	2.60	2.60
5/1/2018	2.59	2.59	2.59	2.59
6/1/2018	2.63	2.63	2.63	2.63
7/1/2018	2.66	2.66	2.66	2.66
8/1/2018	2.66	2.66	2.66	2.66
9/1/2018	2.65	2.65	2.65	2.65
10/1/2018	2.67	2.67	2.67	2.67
11/1/2018	2.72	2.72	2.72	2.72
12/1/2018	2.85	2.85	2.85	2.85
1/1/2019	2.82	3.03	2.82	2.82
2/1/2019	2.80	3.01	2.80	2.80
3/1/2019	2.76	2.97	2.76	2.76
4/1/2019	2.56	2.75	2.56	2.56
5/1/2019	2.54	2.73	2.54	2.54
6/1/2019	2.56	2.75	2.56	2.56
7/1/2019	2.58	2.77	2.58	2.58
8/1/2019	2.58	2.78	2.58	2.58
9/1/2019	2.57	2.77	2.57	2.57
10/1/2019	2.59	2.79	2.59	2.59
11/1/2019	2.63	2.83	2.63	2.63
12/1/2019	2.73	2.93	2.73	2.73
1/1/2020	3.11	3.65	3.11	2.82
2/1/2020	3.10	3.63	3.10	2.81
3/1/2020	3.05	3.58	3.05	2.77
4/1/2020	2.83	3.31	2.83	2.56
5/1/2020	2.81	3.29	2.81	2.55
6/1/2020	2.83	3.31	2.83	2.57
7/1/2020	2.85	3.35	2.85	2.58
8/1/2020	2.85	3.35	2.86	2.59
9/1/2020	2.85	3.34	2.85	2.58
10/1/2020	2.87	3.36	2.87	2.60
11/1/2020	2.91	3.40	2.91	2.64
12/1/2020	3.02	3.53	3.02	2.73
1/1/2021	3.57	3.90	3.55	2.81
2/1/2021	3.55	3.88	3.53	2.79
3/1/2021	3.50	3.82	3.48	2.75
4/1/2021	3.23	3.54	3.22	2.55
5/1/2021	3.21	3.52	3.20	2.54
6/1/2021	3.25	3.54	3.22	2.55
7/1/2021	3.27	3.57	3.25	2.57
8/1/2021	3.27	3.57	3.26	2.57
9/1/2021	3.27	3.56	3.25	2.57
10/1/2021	3.29	3.60	3.27	2.58
11/1/2021	3.34	3.64	3.31	2.63
12/1/2021	3.46	3.78	3.44	2.72
1/1/2022	3.83	3.98	3.59	2.80
2/1/2022	3.81	3.96	3.57	2.78
3/1/2022	3.75	3.90	3.52	2.74
4/1/2022	3.47	3.62	3.26	2.54
5/1/2022	3.45	3.58	3.23	2.52
6/1/2022	3.48	3.62	3.27	2.55
7/1/2022	3.50	3.65	3.29	2.56
8/1/2022	3.52	3.65	3.29	2.57
9/1/2022	3.50	3.64	3.28	2.56
10/1/2022	3.53	3.66	3.31	2.58
11/1/2022	3.57	3.72	3.36	2.61

Attachment 3-A

	Henry Hub			
	Base	Aggressive Env. Reg.	Challenged Economy	Booming Econ/ Abundant Nat. Gas
12/1/2022	3.71	3.86	3.48	2.71
1/1/2023	3.88	4.09	3.60	2.79
2/1/2023	3.87	4.07	3.59	2.77
3/1/2023	3.81	4.01	3.53	2.73
4/1/2023	3.53	3.72	3.27	2.54
5/1/2023	3.50	3.69	3.25	2.51
6/1/2023	3.53	3.72	3.28	2.54
7/1/2023	3.56	3.75	3.30	2.56
8/1/2023	3.56	3.75	3.30	2.56
9/1/2023	3.55	3.74	3.29	2.55
10/1/2023	3.57	3.78	3.31	2.57
11/1/2023	3.63	3.82	3.37	2.60
12/1/2023	3.76	3.97	3.49	2.70
1/1/2024	3.94	4.21	3.61	2.78
2/1/2024	3.92	4.19	3.60	2.77
3/1/2024	3.86	4.13	3.54	2.72
4/1/2024	3.57	3.82	3.28	2.52
5/1/2024	3.55	3.80	3.26	2.50
6/1/2024	3.58	3.83	3.28	2.52
7/1/2024	3.61	3.85	3.31	2.55
8/1/2024	3.62	3.87	3.31	2.55
9/1/2024	3.61	3.85	3.30	2.55
10/1/2024	3.63	3.88	3.32	2.56
11/1/2024	3.69	3.93	3.37	2.59
12/1/2024	3.82	4.08	3.50	2.69
1/1/2025	3.99	4.33	3.62	2.78
2/1/2025	3.98	4.31	3.61	2.76
3/1/2025	3.92	4.24	3.55	2.72
4/1/2025	3.63	3.93	3.29	2.52
5/1/2025	3.60	3.90	3.27	2.50
6/1/2025	3.63	3.93	3.29	2.52
7/1/2025	3.66	3.97	3.32	2.55
8/1/2025	3.66	3.97	3.32	2.55
9/1/2025	3.65	3.96	3.31	2.54
10/1/2025	3.67	3.99	3.34	2.56
11/1/2025	3.73	4.05	3.38	2.59
12/1/2025	3.87	4.19	3.51	2.69
1/1/2026	4.05	4.44	3.63	2.78
2/1/2026	4.03	4.42	3.62	2.76
3/1/2026	3.97	4.36	3.56	2.72
4/1/2026	3.67	4.03	3.30	2.52
5/1/2026	3.65	4.00	3.28	2.50
6/1/2026	3.69	4.03	3.30	2.52
7/1/2026	3.71	4.07	3.32	2.55
8/1/2026	3.72	4.08	3.34	2.55
9/1/2026	3.71	4.06	3.32	2.54
10/1/2026	3.73	4.09	3.35	2.56
11/1/2026	3.79	4.15	3.39	2.59
12/1/2026	3.93	4.30	3.52	2.69
1/1/2027	4.11	4.56	3.64	2.77
2/1/2027	4.09	4.54	3.63	2.76
3/1/2027	4.02	4.47	3.57	2.72
4/1/2027	3.73	4.14	3.31	2.51
5/1/2027	3.70	4.11	3.28	2.50
6/1/2027	3.73	4.15	3.31	2.52
7/1/2027	3.76	4.18	3.34	2.55
8/1/2027	3.76	4.18	3.35	2.55
9/1/2027	3.75	4.17	3.34	2.54
10/1/2027	3.79	4.20	3.36	2.56
11/1/2027	3.83	4.26	3.40	2.59
12/1/2027	3.98	4.42	3.53	2.69
1/1/2028	4.16	4.67	3.65	2.83

Attachment 3-A

	Henry Hub			
	Base	Aggressive Env. Reg.	Challenged Economy	Booming Econ/ Abundant Nat. Gas
2/1/2028	4.14	4.65	3.64	2.82
3/1/2028	4.08	4.58	3.58	2.77
4/1/2028	3.78	4.25	3.31	2.57
5/1/2028	3.75	4.21	3.29	2.55
6/1/2028	3.79	4.25	3.32	2.57
7/1/2028	3.81	4.28	3.35	2.59
8/1/2028	3.82	4.28	3.35	2.59
9/1/2028	3.81	4.27	3.35	2.59
10/1/2028	3.83	4.31	3.37	2.60
11/1/2028	3.89	4.36	3.41	2.65
12/1/2028	4.03	4.53	3.54	2.74
1/1/2029	4.22	4.79	3.66	2.89
2/1/2029	4.20	4.77	3.65	2.87
3/1/2029	4.13	4.70	3.59	2.83
4/1/2029	3.83	4.35	3.32	2.61
5/1/2029	3.80	4.32	3.30	2.60
6/1/2029	3.83	4.35	3.34	2.63
7/1/2029	3.87	4.40	3.36	2.65
8/1/2029	3.87	4.40	3.36	2.65
9/1/2029	3.85	4.38	3.35	2.64
10/1/2029	3.89	4.42	3.38	2.66
11/1/2029	3.94	4.47	3.43	2.69
12/1/2029	4.09	4.64	3.55	2.80
1/1/2030	4.27	4.91	3.68	2.94
2/1/2030	4.25	4.88	3.66	2.93
3/1/2030	4.19	4.81	3.60	2.88
4/1/2030	3.88	4.45	3.34	2.67
5/1/2030	3.85	4.42	3.31	2.65
6/1/2030	3.89	4.46	3.34	2.67
7/1/2030	3.91	4.50	3.37	2.69
8/1/2030	3.92	4.50	3.37	2.70
9/1/2030	3.91	4.49	3.36	2.69
10/1/2030	3.93	4.52	3.38	2.72
11/1/2030	3.99	4.59	3.44	2.75
12/1/2030	4.14	4.75	3.56	2.85
1/1/2031	4.34	5.02	3.69	3.00
2/1/2031	4.32	5.00	3.67	2.99
3/1/2031	4.26	4.92	3.61	2.94
4/1/2031	3.94	4.56	3.35	2.73
5/1/2031	3.91	4.53	3.32	2.70
6/1/2031	3.94	4.56	3.35	2.73
7/1/2031	3.98	4.60	3.38	2.75
8/1/2031	3.98	4.61	3.38	2.75
9/1/2031	3.97	4.60	3.37	2.75
10/1/2031	4.00	4.62	3.39	2.76
11/1/2031	4.06	4.69	3.45	2.81
12/1/2031	4.21	4.87	3.57	2.91
1/1/2032	4.41	5.14	3.70	3.06
2/1/2032	4.39	5.11	3.68	3.05
3/1/2032	4.32	5.04	3.62	3.00
4/1/2032	4.00	4.67	3.36	2.78
5/1/2032	3.98	4.63	3.34	2.76
6/1/2032	4.01	4.67	3.36	2.78
7/1/2032	4.05	4.71	3.39	2.81
8/1/2032	4.05	4.71	3.39	2.81
9/1/2032	4.03	4.70	3.38	2.79
10/1/2032	4.07	4.73	3.40	2.82
11/1/2032	4.12	4.80	3.45	2.86
12/1/2032	4.28	4.98	3.58	2.97
1/1/2033	4.48	5.25	3.71	3.12
2/1/2033	4.46	5.23	3.69	3.11
3/1/2033	4.39	5.15	3.63	3.06

Attachment 3-A

	Henry Hub			
	Base	Aggressive Env. Reg.	Challenged Economy	Booming Econ/ Abundant Nat. Gas
4/1/2033	4.07	4.77	3.37	2.84
5/1/2033	4.03	4.73	3.34	2.82
6/1/2033	4.07	4.78	3.37	2.84
7/1/2033	4.10	4.81	3.39	2.86
8/1/2033	4.11	4.82	3.40	2.86
9/1/2033	4.10	4.80	3.39	2.85
10/1/2033	4.12	4.83	3.41	2.87
11/1/2033	4.18	4.91	3.46	2.92
12/1/2033	4.34	5.09	3.59	3.03
1/1/2034	4.55	5.37	3.72	3.19
2/1/2034	4.53	5.34	3.70	3.17
3/1/2034	4.46	5.26	3.64	3.12
4/1/2034	4.14	4.88	3.37	2.90
5/1/2034	4.10	4.85	3.35	2.87
6/1/2034	4.14	4.88	3.38	2.90
7/1/2034	4.17	4.92	3.40	2.92
8/1/2034	4.17	4.92	3.41	2.92
9/1/2034	4.16	4.91	3.40	2.92
10/1/2034	4.19	4.95	3.43	2.93
11/1/2034	4.25	5.02	3.47	2.98
12/1/2034	4.41	5.20	3.60	3.09
1/1/2035	4.62	5.49	3.73	3.25
2/1/2035	4.60	5.46	3.71	3.23
3/1/2035	4.53	5.38	3.65	3.19
4/1/2035	4.19	4.98	3.38	2.95
5/1/2035	4.16	4.95	3.36	2.93
6/1/2035	4.20	4.98	3.39	2.95
7/1/2035	4.24	5.03	3.41	2.98
8/1/2035	4.24	5.04	3.41	2.98
9/1/2035	4.23	5.02	3.40	2.98
10/1/2035	4.26	5.05	3.44	3.00
11/1/2035	4.32	5.13	3.48	3.03
12/1/2035	4.48	5.32	3.61	3.15
1/1/2036	4.69	5.60	3.74	3.31
2/1/2036	4.67	5.58	3.72	3.30
3/1/2036	4.59	5.49	3.66	3.25
4/1/2036	4.26	5.08	3.39	3.01
5/1/2036	4.23	5.05	3.37	2.99
6/1/2036	4.26	5.09	3.39	3.01
7/1/2036	4.29	5.14	3.43	3.04
8/1/2036	4.31	5.14	3.43	3.04
9/1/2036	4.28	5.13	3.41	3.03
10/1/2036	4.32	5.16	3.45	3.05
11/1/2036	4.38	5.23	3.49	3.10
12/1/2036	4.54	5.43	3.62	3.21
1/1/2037	4.76	5.72	3.75	3.38
2/1/2037	4.74	5.69	3.73	3.36
3/1/2037	4.66	5.61	3.68	3.31
4/1/2037	4.32	5.20	3.40	3.07
5/1/2037	4.29	5.15	3.38	3.04
6/1/2037	4.33	5.20	3.40	3.08
7/1/2037	4.36	5.24	3.44	3.10
8/1/2037	4.36	5.24	3.44	3.10
9/1/2037	4.35	5.23	3.43	3.09
10/1/2037	4.38	5.26	3.45	3.11
11/1/2037	4.44	5.34	3.50	3.16
12/1/2037	4.61	5.54	3.63	3.27
1/1/2038	4.83	5.83	3.76	3.45
2/1/2038	4.80	5.81	3.74	3.43
3/1/2038	4.73	5.72	3.68	3.38
4/1/2038	4.38	5.30	3.41	3.13
5/1/2038	4.35	5.26	3.39	3.11

Attachment 3-A

	Henry Hub			
	Base	Aggressive Env. Reg.	Challenged Economy	Booming Econ/ Abundant Nat. Gas
6/1/2038	4.38	5.31	3.41	3.13
7/1/2038	4.42	5.34	3.45	3.16
8/1/2038	4.43	5.35	3.45	3.17
9/1/2038	4.42	5.33	3.44	3.16
10/1/2038	4.45	5.38	3.46	3.18
11/1/2038	4.51	5.45	3.52	3.22
12/1/2038	4.68	5.65	3.64	3.34

Attachment 3-A

Stochastic Input Distribution - Chicago Citygates Natural Gas Price

Note that 500 individual paths with daily granularity were developed. This summarizes the distribution on a monthly basis

nominal \$/mmBtu

	Average	1st %	5th %	25th %	50th %	75th %	95th %	99th %
1/1/2018	3.07	3.07	3.07	3.07	3.07	3.07	3.07	3.07
2/1/2018	3.11	3.11	3.11	3.11	3.11	3.11	3.11	3.11
3/1/2018	2.53	1.66	1.87	2.21	2.51	2.80	3.33	3.80
4/1/2018	2.53	1.33	1.57	2.07	2.45	2.91	3.71	4.41
5/1/2018	2.48	1.21	1.49	2.00	2.38	2.86	3.70	4.75
6/1/2018	2.47	1.23	1.50	2.00	2.39	2.85	3.74	4.45
7/1/2018	2.49	1.30	1.56	2.00	2.36	2.89	3.88	4.58
8/1/2018	2.47	1.28	1.51	2.00	2.39	2.87	3.61	4.31
9/1/2018	2.49	1.38	1.63	2.05	2.39	2.82	3.74	4.49
10/1/2018	2.51	1.38	1.56	2.00	2.43	2.91	3.83	4.66
11/1/2018	2.64	1.39	1.66	2.11	2.52	3.03	4.02	4.54
12/1/2018	2.82	1.51	1.71	2.22	2.71	3.27	4.29	5.19
1/1/2019	3.00	1.46	1.79	2.36	2.93	3.56	4.67	5.16
2/1/2019	3.00	1.60	1.83	2.40	2.90	3.42	4.49	5.55
3/1/2019	2.83	1.47	1.75	2.24	2.66	3.23	4.45	5.37
4/1/2019	2.59	1.29	1.60	2.02	2.46	3.02	4.11	4.70
5/1/2019	2.46	1.34	1.51	1.92	2.35	2.89	3.67	4.49
6/1/2019	2.43	1.25	1.48	1.92	2.35	2.84	3.62	4.15
7/1/2019	2.43	1.19	1.44	1.94	2.32	2.83	3.73	4.61
8/1/2019	2.40	1.24	1.50	1.92	2.29	2.79	3.71	4.47
9/1/2019	2.44	1.22	1.46	2.00	2.35	2.79	3.66	4.28
10/1/2019	2.48	1.32	1.49	2.01	2.39	2.86	3.85	4.54
11/1/2019	2.58	1.26	1.56	2.06	2.48	3.00	3.81	4.56
12/1/2019	2.96	1.53	1.83	2.40	2.88	3.41	4.60	5.60
1/1/2020	3.28	1.70	1.98	2.60	3.16	3.84	5.02	5.85
2/1/2020	3.33	1.71	2.08	2.66	3.19	3.79	5.12	6.20
3/1/2020	3.23	1.71	1.98	2.61	3.09	3.69	4.94	5.89
4/1/2020	2.98	1.58	1.87	2.34	2.78	3.43	4.72	5.69
5/1/2020	2.82	1.40	1.66	2.23	2.71	3.25	4.38	5.00
6/1/2020	2.88	1.37	1.67	2.22	2.77	3.37	4.50	5.46
7/1/2020	2.89	1.48	1.76	2.29	2.77	3.29	4.55	5.29
8/1/2020	2.95	1.55	1.81	2.34	2.84	3.40	4.68	5.39
9/1/2020	2.88	1.56	1.75	2.29	2.72	3.37	4.60	5.17
10/1/2020	2.93	1.48	1.78	2.35	2.81	3.39	4.44	5.39
11/1/2020	3.02	1.56	1.83	2.43	2.93	3.52	4.41	5.35
12/1/2020	3.38	1.70	2.08	2.69	3.27	3.92	5.19	6.06
1/1/2021	3.76	1.94	2.42	2.99	3.59	4.35	5.71	6.65
2/1/2021	3.91	2.10	2.44	3.17	3.77	4.46	5.87	7.19
3/1/2021	3.73	1.91	2.33	3.01	3.58	4.39	5.53	6.54
4/1/2021	3.46	1.78	2.15	2.74	3.38	3.98	5.19	6.83
5/1/2021	3.30	1.68	1.97	2.61	3.20	3.86	5.00	5.72
6/1/2021	3.29	1.66	1.95	2.61	3.17	3.81	5.02	5.87
7/1/2021	3.35	1.68	2.01	2.66	3.27	3.93	5.10	6.34
8/1/2021	3.46	1.71	2.15	2.78	3.37	3.97	5.12	6.37
9/1/2021	3.36	1.67	2.04	2.68	3.23	3.90	5.07	6.02
10/1/2021	3.45	1.84	2.15	2.78	3.31	4.04	5.10	6.49
11/1/2021	3.54	1.74	2.23	2.82	3.40	4.08	5.32	6.72
12/1/2021	3.80	1.89	2.30	3.03	3.70	4.41	5.69	7.08
1/1/2022	4.02	2.12	2.52	3.32	3.88	4.71	5.87	6.73

Attachment 3-A

nominal \$/mmBtu

	Average	1st %	5th %	25th %	50th %	75th %	95th %	99th %
2/1/2022	4.09	2.14	2.56	3.25	3.93	4.70	6.14	6.84
3/1/2022	3.93	2.02	2.47	3.16	3.81	4.50	5.84	7.12
4/1/2022	3.66	1.99	2.24	2.90	3.54	4.28	5.55	6.47
5/1/2022	3.58	1.74	2.15	2.79	3.46	4.20	5.33	6.67
6/1/2022	3.57	1.76	2.07	2.86	3.44	4.14	5.36	6.94
7/1/2022	3.61	1.70	2.20	2.91	3.55	4.16	5.40	6.66
8/1/2022	3.54	1.77	2.22	2.88	3.46	4.09	5.31	6.06
9/1/2022	3.50	1.63	2.12	2.85	3.40	4.03	5.34	6.35
10/1/2022	3.59	1.92	2.25	2.88	3.44	4.16	5.41	6.58
11/1/2022	3.85	1.97	2.33	3.09	3.72	4.48	5.80	7.32
12/1/2022	4.09	2.00	2.48	3.32	3.96	4.72	6.11	7.06
1/1/2023	4.41	2.17	2.80	3.60	4.25	5.06	6.61	8.22
2/1/2023	4.32	2.35	2.70	3.44	4.17	5.00	6.51	8.14
3/1/2023	4.11	2.19	2.52	3.30	3.94	4.80	6.27	7.92
4/1/2023	3.93	1.97	2.34	3.12	3.81	4.57	5.93	7.17
5/1/2023	3.80	2.09	2.39	3.03	3.64	4.43	5.67	7.22
6/1/2023	3.75	2.11	2.44	3.04	3.68	4.31	5.52	6.34
7/1/2023	3.79	2.06	2.44	3.08	3.66	4.33	5.67	6.38
8/1/2023	3.83	1.92	2.40	3.03	3.67	4.43	5.87	7.17
9/1/2023	3.75	1.90	2.19	2.97	3.65	4.39	5.70	6.69
10/1/2023	3.80	1.95	2.44	3.02	3.63	4.45	5.82	6.60
11/1/2023	3.95	1.98	2.46	3.20	3.82	4.62	6.00	6.99
12/1/2023	4.22	2.16	2.53	3.37	4.08	4.91	6.42	7.54
1/1/2024	4.43	2.29	2.76	3.59	4.26	5.07	6.57	8.42
2/1/2024	4.46	2.26	2.75	3.60	4.30	5.12	6.60	7.90
3/1/2024	4.32	1.99	2.65	3.45	4.11	5.03	6.58	8.31
4/1/2024	3.99	1.96	2.45	3.18	3.87	4.54	5.95	6.93
5/1/2024	3.95	2.04	2.40	3.09	3.78	4.56	6.12	7.53
6/1/2024	3.93	2.11	2.46	3.09	3.85	4.64	5.82	6.89
7/1/2024	3.91	1.92	2.38	3.17	3.82	4.53	5.77	7.03
8/1/2024	3.91	1.80	2.35	3.08	3.75	4.54	6.17	7.56
9/1/2024	3.93	2.03	2.37	3.14	3.76	4.58	5.89	6.87
10/1/2024	4.03	2.15	2.54	3.22	3.87	4.67	6.02	7.21
11/1/2024	4.14	2.27	2.52	3.31	3.95	4.71	6.35	7.83
12/1/2024	4.38	2.20	2.75	3.48	4.18	5.01	6.79	8.02
1/1/2025	4.59	2.39	2.78	3.63	4.45	5.32	6.93	8.60
2/1/2025	4.57	2.20	2.71	3.63	4.40	5.47	6.91	7.83
3/1/2025	4.40	2.28	2.70	3.52	4.21	5.10	6.79	8.57
4/1/2025	4.24	2.15	2.52	3.34	4.12	4.98	6.43	7.21
5/1/2025	4.12	1.98	2.43	3.24	3.99	4.81	6.43	8.06
6/1/2025	4.10	2.06	2.45	3.24	3.97	4.75	6.38	7.43
7/1/2025	4.02	2.11	2.49	3.17	3.91	4.66	6.04	7.19
8/1/2025	4.00	2.16	2.52	3.21	3.88	4.63	5.90	6.84
9/1/2025	4.02	2.12	2.51	3.23	3.83	4.70	6.00	7.19
10/1/2025	4.13	2.12	2.51	3.21	3.89	4.77	6.44	8.00
11/1/2025	4.24	2.31	2.67	3.39	4.01	4.86	6.44	7.84
12/1/2025	4.48	2.12	2.71	3.63	4.30	5.10	6.92	8.67
1/1/2026	4.77	2.38	2.90	3.70	4.58	5.62	7.31	9.38
2/1/2026	4.78	2.39	2.84	3.83	4.57	5.45	7.66	8.80
3/1/2026	4.63	2.21	2.90	3.71	4.47	5.45	6.86	8.23
4/1/2026	4.44	2.19	2.62	3.62	4.28	5.03	6.78	8.13
5/1/2026	4.27	2.19	2.68	3.44	4.09	4.98	6.44	7.21
6/1/2026	4.26	2.07	2.56	3.39	4.07	4.87	6.69	8.36
7/1/2026	4.25	2.10	2.56	3.37	4.06	4.97	6.52	8.17

Attachment 3-A

nominal \$/mmBtu

	Average	1st %	5th %	25th %	50th %	75th %	95th %	99th %
8/1/2026	4.17	2.14	2.49	3.24	3.98	4.88	6.27	7.69
9/1/2026	4.16	2.09	2.51	3.30	3.98	4.87	6.17	7.92
10/1/2026	4.23	2.19	2.55	3.36	4.03	4.89	6.39	7.90
11/1/2026	4.36	2.43	2.73	3.48	4.17	5.09	6.47	7.69
12/1/2026	4.69	2.60	2.93	3.72	4.48	5.51	7.12	8.19
1/1/2027	4.98	2.67	3.07	4.01	4.81	5.75	7.40	9.30
2/1/2027	4.93	2.58	3.11	3.94	4.71	5.74	7.46	9.09
3/1/2027	4.69	2.15	2.87	3.77	4.48	5.34	7.11	8.52
4/1/2027	4.48	2.32	2.71	3.46	4.26	5.29	6.88	7.84
5/1/2027	4.35	2.12	2.54	3.44	4.21	5.05	6.67	8.61
6/1/2027	4.34	2.08	2.61	3.46	4.18	5.05	6.69	8.09
7/1/2027	4.41	2.17	2.57	3.44	4.24	5.11	7.01	8.22
8/1/2027	4.39	1.97	2.63	3.44	4.18	5.17	6.69	7.64
9/1/2027	4.28	2.03	2.59	3.37	4.14	4.88	6.64	7.46
10/1/2027	4.40	2.26	2.64	3.53	4.20	5.12	6.46	8.19
11/1/2027	4.60	2.38	2.79	3.63	4.37	5.41	6.93	8.23
12/1/2027	4.95	2.53	2.91	3.88	4.74	5.77	7.58	8.72
1/1/2028	5.09	2.60	3.06	4.11	4.91	5.92	7.42	9.41
2/1/2028	5.06	2.62	3.13	4.02	4.87	5.86	7.59	9.59
3/1/2028	4.83	2.56	2.96	3.78	4.60	5.65	7.46	8.61
4/1/2028	4.65	2.36	2.78	3.69	4.43	5.40	7.15	8.59
5/1/2028	4.60	2.34	2.81	3.64	4.35	5.36	6.99	8.29
6/1/2028	4.50	2.27	2.69	3.54	4.27	5.23	6.89	8.47
7/1/2028	4.49	2.21	2.67	3.53	4.36	5.22	6.84	8.20
8/1/2028	4.54	2.25	2.76	3.60	4.37	5.22	7.14	8.70
9/1/2028	4.56	2.27	2.70	3.65	4.33	5.29	7.01	8.36
10/1/2028	4.51	2.23	2.56	3.57	4.37	5.18	6.84	8.33
11/1/2028	4.68	2.29	2.90	3.76	4.54	5.49	6.84	7.88
12/1/2028	4.98	2.62	3.02	3.94	4.81	5.86	7.55	9.09
1/1/2029	5.26	2.53	3.11	4.07	5.04	6.23	7.91	9.79
2/1/2029	5.28	2.81	3.25	4.12	5.03	6.05	8.17	10.89
3/1/2029	5.12	2.73	3.24	4.08	4.82	5.80	7.75	10.47
4/1/2029	4.86	2.45	2.90	3.90	4.65	5.62	7.29	9.50
5/1/2029	4.82	2.60	3.00	3.81	4.62	5.59	7.42	9.05
6/1/2029	4.73	2.21	2.88	3.81	4.54	5.55	7.27	8.60
7/1/2029	4.69	2.28	2.93	3.73	4.57	5.46	7.14	8.26
8/1/2029	4.66	2.09	2.83	3.64	4.49	5.39	7.21	8.55
9/1/2029	4.66	2.14	2.59	3.68	4.46	5.37	7.28	9.13
10/1/2029	4.77	1.98	2.86	3.75	4.64	5.58	7.33	8.15
11/1/2029	4.96	2.31	2.88	3.91	4.82	5.86	7.50	8.79
12/1/2029	5.38	2.60	3.18	4.16	5.14	6.29	8.37	10.42
1/1/2030	5.70	2.69	3.37	4.43	5.36	6.82	8.99	10.65
2/1/2030	5.63	2.67	3.30	4.43	5.40	6.61	8.56	10.31
3/1/2030	5.26	2.55	3.22	4.27	5.06	6.01	7.77	10.09
4/1/2030	4.88	2.53	2.91	3.92	4.74	5.66	7.36	8.67
5/1/2030	4.86	2.45	3.05	3.96	4.72	5.58	7.24	8.80
6/1/2030	4.89	2.50	2.98	3.80	4.68	5.67	7.49	9.11
7/1/2030	4.86	2.23	2.83	3.80	4.73	5.57	7.74	9.64
8/1/2030	4.93	2.49	2.98	3.91	4.76	5.67	7.70	9.36
9/1/2030	4.89	2.41	2.84	3.85	4.63	5.74	7.47	9.06
10/1/2030	4.98	2.63	3.07	3.93	4.75	5.79	7.69	9.13
11/1/2030	5.24	2.61	3.13	4.17	5.06	6.16	8.02	9.29
12/1/2030	5.52	2.69	3.19	4.43	5.28	6.58	8.32	9.76
1/1/2031	5.78	2.87	3.50	4.54	5.54	6.67	8.88	10.46

Attachment 3-A

nominal \$/mmBtu

	Average	1st %	5th %	25th %	50th %	75th %	95th %	99th %
2/1/2031	5.78	2.92	3.54	4.56	5.50	6.70	9.05	11.38
3/1/2031	5.50	2.85	3.40	4.41	5.24	6.44	8.45	10.17
4/1/2031	5.33	2.55	3.15	4.20	5.18	6.19	8.28	9.41
5/1/2031	5.11	2.73	3.08	3.98	4.90	5.99	7.78	9.88
6/1/2031	5.11	2.53	2.91	4.00	4.91	6.05	8.07	9.36
7/1/2031	5.05	2.49	2.97	3.96	4.84	5.97	7.77	9.05
8/1/2031	5.03	2.60	3.06	4.00	4.81	5.89	7.57	8.96
9/1/2031	5.10	2.65	3.09	3.99	4.89	5.96	7.87	9.04
10/1/2031	5.10	2.57	3.05	3.97	4.94	5.89	7.94	9.76
11/1/2031	5.35	2.51	3.14	4.18	5.20	6.16	8.46	9.71
12/1/2031	5.70	2.73	3.19	4.36	5.42	6.70	9.21	11.09
1/1/2032	5.88	2.92	3.44	4.62	5.59	6.86	9.00	10.99
2/1/2032	5.86	2.86	3.43	4.58	5.47	6.79	9.58	11.41
3/1/2032	5.62	2.78	3.34	4.35	5.37	6.65	8.60	10.84
4/1/2032	5.28	2.42	3.03	4.19	5.10	6.08	8.30	9.86
5/1/2032	5.21	2.50	3.09	4.07	5.00	6.10	7.89	9.83
6/1/2032	5.29	2.51	3.05	4.10	5.04	6.20	8.22	9.57
7/1/2032	5.32	2.62	3.07	4.09	5.09	6.31	8.28	10.52
8/1/2032	5.34	2.65	3.16	4.15	4.98	6.35	8.50	9.66
9/1/2032	5.34	2.63	3.17	4.09	5.07	6.16	8.49	10.20
10/1/2032	5.38	2.58	2.98	4.15	5.17	6.29	8.44	9.74
11/1/2032	5.53	2.53	3.15	4.30	5.23	6.34	8.75	10.97
12/1/2032	5.86	2.89	3.45	4.56	5.57	6.77	9.33	11.09
1/1/2033	6.23	2.80	3.64	4.98	5.93	7.23	9.80	11.50
2/1/2033	6.24	2.79	3.60	4.80	5.94	7.33	10.07	12.58
3/1/2033	6.00	2.81	3.54	4.57	5.82	6.91	9.89	11.61
4/1/2033	5.69	2.75	3.27	4.40	5.43	6.61	9.22	11.43
5/1/2033	5.52	2.57	3.08	4.20	5.20	6.55	8.80	10.89
6/1/2033	5.57	2.72	3.11	4.20	5.30	6.71	8.72	11.06
7/1/2033	5.55	2.58	3.16	4.22	5.27	6.37	9.04	10.97
8/1/2033	5.51	2.68	3.25	4.35	5.26	6.46	8.42	10.94
9/1/2033	5.41	2.73	3.19	4.28	5.22	6.28	8.44	9.90
10/1/2033	5.49	2.78	3.13	4.33	5.24	6.42	8.72	9.99
11/1/2033	5.67	2.82	3.42	4.44	5.33	6.69	8.92	10.70
12/1/2033	6.05	3.22	3.63	4.68	5.72	7.17	9.62	11.01
1/1/2034	6.29	3.11	3.72	5.02	5.99	7.20	10.06	11.61
2/1/2034	6.35	3.19	3.79	4.98	6.06	7.54	9.88	11.67
3/1/2034	6.11	3.05	3.62	4.70	5.96	7.20	9.41	11.87
4/1/2034	5.73	2.86	3.42	4.45	5.46	6.74	8.95	11.75
5/1/2034	5.71	2.72	3.32	4.59	5.49	6.63	8.81	10.94
6/1/2034	5.77	2.67	3.28	4.53	5.50	6.79	8.90	10.80
7/1/2034	5.72	2.78	3.33	4.39	5.42	6.60	9.14	11.57
8/1/2034	5.63	2.65	3.33	4.41	5.44	6.51	9.18	11.20
9/1/2034	5.60	2.67	3.31	4.41	5.35	6.57	8.57	10.67
10/1/2034	5.66	2.73	3.34	4.46	5.51	6.55	8.67	10.99
11/1/2034	5.87	2.84	3.66	4.59	5.57	6.81	9.09	11.05
12/1/2034	6.18	3.31	3.67	4.74	5.91	7.33	9.59	11.51
1/1/2035	6.50	3.18	3.73	5.10	6.23	7.48	10.14	12.84
2/1/2035	6.61	3.19	3.67	5.18	6.28	7.67	10.40	12.58
3/1/2035	6.34	2.77	3.70	4.99	6.09	7.46	10.00	11.65
4/1/2035	5.96	2.99	3.47	4.64	5.66	6.94	9.46	11.20
5/1/2035	5.73	2.80	3.38	4.40	5.29	6.75	9.50	12.18
6/1/2035	5.65	2.41	3.21	4.34	5.40	6.72	8.90	10.93
7/1/2035	5.79	2.74	3.36	4.50	5.56	6.85	8.93	10.95

Attachment 3-A

nominal \$/mmBtu

	Average	1st %	5th %	25th %	50th %	75th %	95th %	99th %
8/1/2035	5.87	2.86	3.49	4.57	5.64	6.89	9.37	10.85
9/1/2035	5.90	3.02	3.34	4.62	5.67	6.93	9.20	10.75
10/1/2035	5.99	2.65	3.40	4.63	5.87	7.01	9.12	10.65
11/1/2035	6.18	2.81	3.61	4.78	5.92	7.23	9.86	11.82
12/1/2035	6.53	3.08	3.94	5.10	6.29	7.70	10.01	11.64
1/1/2036	6.78	3.34	4.01	5.42	6.57	7.93	10.09	11.86
2/1/2036	6.77	3.14	3.92	5.38	6.47	7.98	10.36	12.48
3/1/2036	6.54	3.31	3.96	5.03	6.24	7.64	10.05	12.99
4/1/2036	6.30	3.01	3.61	4.90	5.98	7.43	10.18	12.49
5/1/2036	6.13	2.95	3.64	4.81	5.79	7.23	9.72	11.21
6/1/2036	6.22	2.74	3.38	4.86	5.88	7.24	9.90	12.67
7/1/2036	6.03	2.66	3.33	4.60	5.85	7.07	9.65	11.61
8/1/2036	6.06	2.85	3.46	4.58	5.71	7.16	9.53	13.05
9/1/2036	6.15	2.46	3.48	4.76	5.84	7.25	10.06	12.30
10/1/2036	6.20	2.81	3.41	4.73	5.92	7.29	10.28	12.34
11/1/2036	6.40	2.97	3.65	4.93	6.17	7.64	10.21	12.28
12/1/2036	6.78	2.86	3.68	5.20	6.42	8.06	10.96	12.94
1/1/2037	7.03	3.15	4.09	5.39	6.75	8.40	11.05	13.38
2/1/2037	7.02	3.29	3.98	5.47	6.72	8.35	11.20	12.60
3/1/2037	6.76	3.24	3.92	5.31	6.50	7.89	10.38	12.79
4/1/2037	6.44	2.94	3.67	5.01	6.17	7.61	9.94	11.61
5/1/2037	6.34	3.24	3.76	4.88	6.05	7.61	9.76	11.90
6/1/2037	6.29	3.19	3.58	4.75	6.00	7.54	9.86	12.15
7/1/2037	6.38	2.88	3.63	4.91	6.14	7.41	9.97	13.27
8/1/2037	6.32	2.92	3.50	4.91	6.12	7.50	9.71	12.00
9/1/2037	6.38	2.76	3.49	4.84	6.05	7.49	10.41	13.32
10/1/2037	6.42	3.15	3.69	4.81	6.10	7.61	10.39	13.05
11/1/2037	6.58	3.19	3.67	5.09	6.26	7.85	10.48	11.99
12/1/2037	6.81	3.21	3.95	5.33	6.54	8.05	10.32	12.78
1/1/2038	7.03	3.15	4.09	5.39	6.75	8.40	11.05	13.38
2/1/2038	7.02	3.29	3.98	5.47	6.72	8.35	11.20	12.60
3/1/2038	6.76	3.24	3.92	5.31	6.50	7.89	10.38	12.79
4/1/2038	6.44	2.94	3.67	5.01	6.17	7.61	9.94	11.61
5/1/2038	6.34	3.24	3.76	4.88	6.05	7.61	9.76	11.90
6/1/2038	6.29	3.19	3.58	4.75	6.00	7.54	9.86	12.15
7/1/2038	6.38	2.88	3.63	4.91	6.14	7.41	9.97	13.27
8/1/2038	6.32	2.92	3.50	4.91	6.12	7.50	9.71	12.00
9/1/2038	6.38	2.76	3.49	4.84	6.05	7.49	10.41	13.32
10/1/2038	6.42	3.15	3.69	4.81	6.10	7.61	10.39	13.05
11/1/2038	6.58	3.19	3.67	5.09	6.26	7.85	10.48	11.99
12/1/2038	6.81	3.21	3.95	5.33	6.54	8.05	10.32	12.78

Attachment 3-A

2017 \$/mmBtu

	Average	1st %	5th %	25th %	50th %	75th %	95th %	99th %
1/1/2018	3.01	3.01	3.01	3.01	3.01	3.01	3.01	3.01
2/1/2018	3.05	3.05	3.05	3.05	3.05	3.05	3.05	3.05
3/1/2018	2.51	1.64	1.85	2.19	2.48	2.77	3.30	3.76
4/1/2018	2.50	1.32	1.55	2.05	2.42	2.88	3.67	4.36
5/1/2018	2.44	1.20	1.47	1.97	2.34	2.82	3.65	4.69
6/1/2018	2.43	1.21	1.48	1.97	2.35	2.81	3.68	4.38
7/1/2018	2.45	1.28	1.53	1.97	2.32	2.84	3.82	4.50
8/1/2018	2.42	1.25	1.48	1.96	2.35	2.81	3.54	4.23
9/1/2018	2.44	1.35	1.60	2.00	2.34	2.77	3.66	4.40
10/1/2018	2.45	1.35	1.52	1.96	2.37	2.84	3.75	4.56
11/1/2018	2.58	1.35	1.62	2.06	2.46	2.95	3.93	4.44
12/1/2018	2.75	1.47	1.67	2.16	2.64	3.19	4.18	5.05
1/1/2019	2.92	1.42	1.75	2.30	2.85	3.47	4.54	5.02
2/1/2019	2.91	1.55	1.77	2.33	2.82	3.32	4.36	5.38
3/1/2019	2.74	1.43	1.70	2.17	2.58	3.13	4.31	5.20
4/1/2019	2.50	1.25	1.55	1.95	2.38	2.93	3.98	4.55
5/1/2019	2.37	1.30	1.46	1.85	2.27	2.79	3.55	4.34
6/1/2019	2.34	1.21	1.43	1.85	2.27	2.74	3.49	4.00
7/1/2019	2.34	1.15	1.39	1.87	2.23	2.73	3.59	4.43
8/1/2019	2.31	1.19	1.44	1.84	2.20	2.68	3.56	4.29
9/1/2019	2.34	1.17	1.40	1.92	2.26	2.68	3.51	4.11
10/1/2019	2.38	1.26	1.43	1.92	2.29	2.74	3.69	4.35
11/1/2019	2.46	1.20	1.49	1.97	2.37	2.86	3.65	4.36
12/1/2019	2.83	1.46	1.75	2.29	2.75	3.26	4.39	5.34
1/1/2020	3.13	1.62	1.89	2.47	3.01	3.66	4.78	5.58
2/1/2020	3.17	1.62	1.98	2.53	3.03	3.61	4.87	5.90
3/1/2020	3.07	1.62	1.88	2.48	2.94	3.50	4.69	5.59
4/1/2020	2.82	1.49	1.77	2.22	2.63	3.25	4.48	5.40
5/1/2020	2.67	1.32	1.57	2.11	2.56	3.08	4.14	4.73
6/1/2020	2.72	1.29	1.58	2.10	2.62	3.19	4.25	5.16
7/1/2020	2.72	1.39	1.66	2.16	2.61	3.10	4.29	4.99
8/1/2020	2.77	1.46	1.70	2.20	2.67	3.20	4.41	5.08
9/1/2020	2.71	1.47	1.65	2.15	2.55	3.17	4.32	4.86
10/1/2020	2.75	1.38	1.67	2.20	2.63	3.18	4.17	5.06
11/1/2020	2.83	1.46	1.72	2.27	2.74	3.30	4.13	5.01
12/1/2020	3.16	1.59	1.94	2.52	3.05	3.67	4.85	5.66
1/1/2021	3.51	1.81	2.26	2.79	3.35	4.06	5.33	6.21
2/1/2021	3.64	1.95	2.28	2.95	3.51	4.16	5.47	6.69
3/1/2021	3.47	1.78	2.16	2.80	3.33	4.08	5.14	6.08
4/1/2021	3.21	1.66	1.99	2.55	3.14	3.69	4.81	6.34
5/1/2021	3.06	1.56	1.83	2.41	2.97	3.58	4.63	5.30
6/1/2021	3.04	1.54	1.80	2.42	2.93	3.53	4.65	5.43
7/1/2021	3.10	1.55	1.85	2.46	3.02	3.63	4.71	5.86
8/1/2021	3.19	1.58	1.99	2.56	3.10	3.66	4.72	5.87
9/1/2021	3.09	1.54	1.88	2.46	2.97	3.59	4.66	5.54
10/1/2021	3.17	1.69	1.97	2.55	3.04	3.72	4.68	5.96
11/1/2021	3.24	1.60	2.04	2.58	3.12	3.74	4.88	6.16
12/1/2021	3.48	1.73	2.11	2.77	3.39	4.04	5.21	6.48
1/1/2022	3.67	1.94	2.30	3.03	3.54	4.31	5.36	6.15

Attachment 3-A

2017 \$/mmBtu

	Average	1st %	5th %	25th %	50th %	75th %	95th %	99th %
2/1/2022	3.73	1.95	2.34	2.96	3.58	4.29	5.60	6.24
3/1/2022	3.58	1.84	2.25	2.88	3.47	4.10	5.32	6.49
4/1/2022	3.33	1.81	2.04	2.63	3.22	3.90	5.04	5.88
5/1/2022	3.24	1.58	1.95	2.54	3.14	3.82	4.84	6.05
6/1/2022	3.24	1.60	1.87	2.59	3.12	3.75	4.85	6.29
7/1/2022	3.27	1.53	1.99	2.64	3.21	3.76	4.88	6.03
8/1/2022	3.20	1.60	2.00	2.60	3.12	3.69	4.79	5.47
9/1/2022	3.15	1.47	1.91	2.57	3.07	3.63	4.81	5.73
10/1/2022	3.23	1.73	2.03	2.59	3.09	3.74	4.87	5.92
11/1/2022	3.46	1.77	2.10	2.77	3.34	4.03	5.21	6.57
12/1/2022	3.67	1.79	2.22	2.98	3.55	4.24	5.48	6.33
1/1/2023	3.95	1.94	2.51	3.22	3.80	4.53	5.91	7.35
2/1/2023	3.86	2.10	2.41	3.08	3.73	4.47	5.81	7.27
3/1/2023	3.66	1.95	2.25	2.95	3.52	4.28	5.59	7.06
4/1/2023	3.50	1.76	2.08	2.78	3.40	4.07	5.28	6.39
5/1/2023	3.38	1.85	2.13	2.70	3.24	3.94	5.04	6.42
6/1/2023	3.33	1.87	2.17	2.70	3.26	3.82	4.90	5.62
7/1/2023	3.36	1.83	2.16	2.73	3.24	3.84	5.02	5.66
8/1/2023	3.38	1.70	2.13	2.68	3.25	3.92	5.19	6.34
9/1/2023	3.31	1.68	1.93	2.62	3.22	3.88	5.03	5.91
10/1/2023	3.35	1.71	2.15	2.66	3.20	3.92	5.13	5.81
11/1/2023	3.48	1.74	2.16	2.81	3.36	4.06	5.28	6.15
12/1/2023	3.71	1.90	2.22	2.96	3.58	4.31	5.64	6.62
1/1/2024	3.89	2.01	2.42	3.15	3.73	4.45	5.76	7.38
2/1/2024	3.90	1.98	2.40	3.15	3.76	4.48	5.77	6.92
3/1/2024	3.77	1.74	2.31	3.02	3.59	4.40	5.75	7.26
4/1/2024	3.48	1.71	2.13	2.78	3.38	3.96	5.19	6.04
5/1/2024	3.44	1.78	2.09	2.69	3.29	3.97	5.33	6.56
6/1/2024	3.41	1.83	2.13	2.69	3.34	4.03	5.06	5.99
7/1/2024	3.39	1.67	2.07	2.75	3.31	3.93	5.00	6.10
8/1/2024	3.39	1.56	2.03	2.67	3.25	3.93	5.35	6.55
9/1/2024	3.40	1.75	2.05	2.71	3.25	3.96	5.09	5.94
10/1/2024	3.48	1.86	2.19	2.77	3.34	4.03	5.20	6.22
11/1/2024	3.57	1.96	2.17	2.85	3.40	4.06	5.47	6.75
12/1/2024	3.77	1.90	2.36	3.00	3.60	4.31	5.84	6.89
1/1/2025	3.94	2.05	2.39	3.11	3.83	4.57	5.95	7.38
2/1/2025	3.92	1.88	2.32	3.11	3.77	4.69	5.92	6.71
3/1/2025	3.76	1.95	2.31	3.01	3.60	4.37	5.81	7.34
4/1/2025	3.63	1.83	2.15	2.85	3.52	4.25	5.49	6.15
5/1/2025	3.52	1.69	2.08	2.76	3.40	4.10	5.48	6.87
6/1/2025	3.49	1.75	2.08	2.76	3.38	4.04	5.43	6.33
7/1/2025	3.42	1.79	2.11	2.70	3.32	3.96	5.13	6.11
8/1/2025	3.39	1.83	2.14	2.72	3.29	3.92	5.01	5.81
9/1/2025	3.41	1.79	2.13	2.73	3.24	3.98	5.08	6.09
10/1/2025	3.50	1.79	2.12	2.71	3.29	4.03	5.44	6.76
11/1/2025	3.57	1.95	2.25	2.86	3.39	4.10	5.44	6.61
12/1/2025	3.77	1.78	2.28	3.06	3.62	4.30	5.83	7.30
1/1/2026	4.01	2.00	2.44	3.11	3.85	4.73	6.15	7.89
2/1/2026	4.02	2.01	2.38	3.22	3.83	4.57	6.43	7.39
3/1/2026	3.88	1.85	2.43	3.11	3.75	4.57	5.75	6.90
4/1/2026	3.71	1.83	2.19	3.03	3.58	4.21	5.68	6.80
5/1/2026	3.57	1.83	2.24	2.87	3.42	4.16	5.38	6.02
6/1/2026	3.56	1.73	2.14	2.82	3.40	4.06	5.58	6.97
7/1/2026	3.54	1.75	2.13	2.81	3.38	4.14	5.43	6.80

Attachment 3-A

2017 \$/mmBtu

	Average	1st %	5th %	25th %	50th %	75th %	95th %	99th %
8/1/2026	3.46	1.78	2.07	2.70	3.31	4.05	5.21	6.39
9/1/2026	3.45	1.74	2.08	2.74	3.30	4.04	5.12	6.57
10/1/2026	3.50	1.81	2.11	2.78	3.34	4.05	5.29	6.54
11/1/2026	3.60	2.00	2.26	2.88	3.45	4.21	5.35	6.35
12/1/2026	3.87	2.15	2.42	3.07	3.70	4.55	5.87	6.75
1/1/2027	4.10	2.20	2.53	3.31	3.97	4.74	6.10	7.66
2/1/2027	4.05	2.12	2.56	3.24	3.87	4.72	6.14	7.48
3/1/2027	3.85	1.76	2.35	3.10	3.68	4.38	5.84	7.00
4/1/2027	3.68	1.90	2.22	2.83	3.49	4.33	5.64	6.42
5/1/2027	3.56	1.73	2.08	2.82	3.45	4.13	5.45	7.04
6/1/2027	3.54	1.70	2.13	2.83	3.41	4.12	5.46	6.61
7/1/2027	3.60	1.77	2.09	2.81	3.45	4.17	5.71	6.70
8/1/2027	3.57	1.60	2.14	2.80	3.40	4.21	5.44	6.22
9/1/2027	3.47	1.65	2.10	2.74	3.36	3.97	5.40	6.06
10/1/2027	3.57	1.84	2.14	2.86	3.41	4.15	5.24	6.64
11/1/2027	3.72	1.93	2.26	2.93	3.54	4.38	5.61	6.66
12/1/2027	4.00	2.04	2.35	3.13	3.83	4.67	6.12	7.04
1/1/2028	4.10	2.09	2.47	3.32	3.96	4.78	5.98	7.59
2/1/2028	4.08	2.11	2.52	3.24	3.92	4.72	6.11	7.72
3/1/2028	3.88	2.06	2.38	3.04	3.70	4.54	6.00	6.92
4/1/2028	3.73	1.89	2.23	2.96	3.55	4.33	5.74	6.89
5/1/2028	3.68	1.88	2.25	2.92	3.48	4.29	5.60	6.64
6/1/2028	3.60	1.82	2.15	2.83	3.42	4.18	5.51	6.78
7/1/2028	3.58	1.76	2.14	2.81	3.48	4.17	5.46	6.54
8/1/2028	3.62	1.79	2.20	2.87	3.48	4.16	5.69	6.93
9/1/2028	3.63	1.80	2.15	2.90	3.45	4.21	5.58	6.65
10/1/2028	3.58	1.77	2.03	2.83	3.47	4.12	5.43	6.62
11/1/2028	3.71	1.81	2.30	2.98	3.60	4.35	5.43	6.25
12/1/2028	3.94	2.07	2.39	3.12	3.81	4.64	5.98	7.20
1/1/2029	4.16	2.00	2.46	3.22	3.98	4.92	6.25	7.74
2/1/2029	4.16	2.21	2.56	3.25	3.97	4.78	6.44	8.59
3/1/2029	4.03	2.15	2.55	3.21	3.79	4.57	6.10	8.25
4/1/2029	3.82	1.92	2.28	3.06	3.65	4.42	5.73	7.47
5/1/2029	3.78	2.04	2.35	2.99	3.63	4.39	5.82	7.10
6/1/2029	3.71	1.73	2.25	2.98	3.55	4.35	5.70	6.74
7/1/2029	3.67	1.78	2.29	2.92	3.57	4.27	5.58	6.46
8/1/2029	3.64	1.63	2.21	2.84	3.50	4.20	5.63	6.67
9/1/2029	3.63	1.67	2.02	2.86	3.47	4.18	5.67	7.12
10/1/2029	3.71	1.54	2.22	2.92	3.61	4.34	5.70	6.34
11/1/2029	3.85	1.80	2.24	3.04	3.75	4.55	5.83	6.82
12/1/2029	4.17	2.02	2.47	3.23	3.99	4.88	6.49	8.08
1/1/2030	4.41	2.08	2.61	3.43	4.15	5.28	6.96	8.24
2/1/2030	4.35	2.06	2.55	3.42	4.17	5.11	6.61	7.96
3/1/2030	4.06	1.96	2.49	3.29	3.90	4.63	5.99	7.78
4/1/2030	3.76	1.95	2.24	3.01	3.65	4.35	5.67	6.68
5/1/2030	3.74	1.89	2.35	3.04	3.63	4.29	5.57	6.76
6/1/2030	3.75	1.92	2.29	2.91	3.59	4.35	5.74	6.99
7/1/2030	3.73	1.71	2.16	2.91	3.62	4.27	5.93	7.38
8/1/2030	3.77	1.90	2.28	2.99	3.64	4.33	5.89	7.16
9/1/2030	3.73	1.84	2.17	2.94	3.53	4.38	5.70	6.92
10/1/2030	3.80	2.00	2.34	2.99	3.62	4.41	5.86	6.96
11/1/2030	3.98	1.99	2.38	3.17	3.85	4.69	6.10	7.07
12/1/2030	4.19	2.05	2.42	3.36	4.01	4.99	6.32	7.41
1/1/2031	4.38	2.18	2.65	3.44	4.20	5.06	6.73	7.93

Attachment 3-A

2017 \$/mmBtu

	Average	1st %	5th %	25th %	50th %	75th %	95th %	99th %
2/1/2031	4.37	2.21	2.68	3.45	4.16	5.07	6.85	8.61
3/1/2031	4.15	2.15	2.57	3.33	3.96	4.87	6.38	7.68
4/1/2031	4.02	1.92	2.37	3.17	3.90	4.67	6.25	7.09
5/1/2031	3.85	2.06	2.32	2.99	3.69	4.51	5.86	7.44
6/1/2031	3.84	1.90	2.18	3.01	3.69	4.55	6.06	7.04
7/1/2031	3.79	1.86	2.23	2.97	3.63	4.48	5.83	6.79
8/1/2031	3.77	1.95	2.29	3.00	3.60	4.41	5.67	6.71
9/1/2031	3.81	1.98	2.31	2.98	3.66	4.45	5.88	6.76
10/1/2031	3.81	1.91	2.28	2.96	3.69	4.40	5.92	7.28
11/1/2031	3.99	1.87	2.34	3.12	3.88	4.59	6.30	7.23
12/1/2031	4.24	2.03	2.37	3.24	4.03	4.99	6.85	8.25
1/1/2032	4.36	2.17	2.55	3.43	4.15	5.09	6.68	8.16
2/1/2032	4.34	2.12	2.55	3.40	4.06	5.03	7.10	8.45
3/1/2032	4.16	2.06	2.47	3.22	3.97	4.92	6.36	8.02
4/1/2032	3.90	1.78	2.24	3.09	3.77	4.49	6.13	7.28
5/1/2032	3.84	1.84	2.28	3.00	3.68	4.50	5.82	7.25
6/1/2032	3.89	1.85	2.25	3.02	3.71	4.56	6.05	7.04
7/1/2032	3.91	1.92	2.26	3.01	3.74	4.64	6.08	7.73
8/1/2032	3.92	1.94	2.31	3.04	3.65	4.66	6.23	7.08
9/1/2032	3.91	1.93	2.32	2.99	3.72	4.51	6.21	7.47
10/1/2032	3.93	1.89	2.18	3.03	3.78	4.60	6.17	7.12
11/1/2032	4.03	1.85	2.30	3.14	3.81	4.63	6.38	8.00
12/1/2032	4.27	2.11	2.51	3.32	4.06	4.93	6.80	8.08
1/1/2033	4.53	2.04	2.64	3.62	4.31	5.26	7.12	8.36
2/1/2033	4.53	2.02	2.61	3.49	4.31	5.32	7.31	9.13
3/1/2033	4.35	2.04	2.57	3.31	4.21	5.01	7.17	8.41
4/1/2033	4.12	1.99	2.37	3.18	3.93	4.78	6.67	8.27
5/1/2033	3.99	1.86	2.22	3.03	3.75	4.73	6.36	7.87
6/1/2033	4.02	1.96	2.24	3.03	3.82	4.83	6.29	7.97
7/1/2033	4.00	1.86	2.28	3.04	3.79	4.58	6.51	7.89
8/1/2033	3.96	1.93	2.34	3.13	3.78	4.64	6.05	7.86
9/1/2033	3.88	1.96	2.28	3.07	3.74	4.50	6.05	7.10
10/1/2033	3.93	1.99	2.24	3.10	3.75	4.59	6.24	7.15
11/1/2033	4.05	2.01	2.44	3.18	3.81	4.78	6.37	7.65
12/1/2033	4.31	2.30	2.59	3.34	4.08	5.12	6.86	7.86
1/1/2034	4.48	2.21	2.65	3.58	4.27	5.13	7.16	8.27
2/1/2034	4.52	2.27	2.69	3.54	4.31	5.36	7.02	8.30
3/1/2034	4.33	2.16	2.57	3.33	4.23	5.11	6.68	8.43
4/1/2034	4.06	2.02	2.42	3.15	3.87	4.77	6.34	8.32
5/1/2034	4.04	1.92	2.35	3.24	3.88	4.69	6.23	7.74
6/1/2034	4.07	1.88	2.31	3.20	3.88	4.80	6.28	7.63
7/1/2034	4.03	1.96	2.34	3.09	3.82	4.65	6.44	8.16
8/1/2034	3.96	1.86	2.35	3.10	3.83	4.58	6.46	7.88
9/1/2034	3.93	1.87	2.33	3.10	3.76	4.62	6.02	7.49
10/1/2034	3.97	1.92	2.34	3.12	3.87	4.59	6.08	7.71
11/1/2034	4.11	1.99	2.56	3.22	3.90	4.77	6.36	7.73
12/1/2034	4.32	2.31	2.56	3.31	4.13	5.12	6.70	8.04
1/1/2035	4.53	2.22	2.60	3.55	4.34	5.22	7.07	8.95
2/1/2035	4.60	2.22	2.56	3.60	4.37	5.34	7.24	8.76
3/1/2035	4.41	1.92	2.57	3.47	4.23	5.18	6.95	8.10
4/1/2035	4.14	2.07	2.41	3.22	3.93	4.81	6.57	7.77
5/1/2035	3.97	1.94	2.34	3.04	3.66	4.68	6.58	8.43
6/1/2035	3.91	1.66	2.22	3.00	3.73	4.65	6.15	7.56
7/1/2035	4.00	1.89	2.32	3.11	3.84	4.73	6.16	7.56

Attachment 3-A

2017 \$/mmBtu

	Average	1st %	5th %	25th %	50th %	75th %	95th %	99th %
8/1/2035	4.05	1.97	2.40	3.15	3.89	4.75	6.46	7.48
9/1/2035	4.06	2.08	2.30	3.18	3.90	4.77	6.33	7.39
10/1/2035	4.11	1.82	2.33	3.18	4.03	4.81	6.26	7.32
11/1/2035	4.24	1.93	2.47	3.28	4.06	4.95	6.76	8.10
12/1/2035	4.47	2.11	2.70	3.49	4.30	5.27	6.85	7.97
1/1/2036	4.63	2.28	2.74	3.70	4.49	5.42	6.90	8.10
2/1/2036	4.62	2.14	2.68	3.67	4.41	5.44	7.07	8.51
3/1/2036	4.45	2.25	2.70	3.42	4.25	5.20	6.84	8.84
4/1/2036	4.28	2.05	2.45	3.33	4.06	5.05	6.92	8.49
5/1/2036	4.16	2.00	2.47	3.26	3.93	4.90	6.59	7.61
6/1/2036	4.21	1.86	2.29	3.29	3.98	4.90	6.70	8.58
7/1/2036	4.08	1.80	2.25	3.11	3.95	4.78	6.52	7.85
8/1/2036	4.09	1.92	2.33	3.09	3.85	4.83	6.44	8.81
9/1/2036	4.14	1.66	2.34	3.20	3.94	4.89	6.78	8.29
10/1/2036	4.17	1.89	2.29	3.18	3.98	4.90	6.91	8.30
11/1/2036	4.30	1.99	2.45	3.31	4.14	5.13	6.85	8.24
12/1/2036	4.54	1.91	2.47	3.48	4.31	5.40	7.35	8.67
1/1/2037	4.71	2.11	2.73	3.60	4.52	5.62	7.39	8.95
2/1/2037	4.69	2.20	2.66	3.66	4.49	5.58	7.48	8.42
3/1/2037	4.51	2.16	2.61	3.54	4.33	5.26	6.92	8.53
4/1/2037	4.29	1.96	2.45	3.34	4.11	5.06	6.62	7.73
5/1/2037	4.21	2.15	2.50	3.25	4.02	5.06	6.49	7.91
6/1/2037	4.18	2.11	2.37	3.15	3.98	5.00	6.54	8.06
7/1/2037	4.22	1.91	2.40	3.25	4.07	4.90	6.60	8.79
8/1/2037	4.18	1.93	2.31	3.24	4.04	4.95	6.42	7.93
9/1/2037	4.21	1.82	2.30	3.19	3.99	4.94	6.87	8.79
10/1/2037	4.23	2.08	2.43	3.17	4.02	5.01	6.84	8.60
11/1/2037	4.33	2.10	2.42	3.34	4.12	5.16	6.89	7.89
12/1/2037	4.47	2.11	2.59	3.50	4.30	5.29	6.78	8.39
1/1/2038	4.71	2.11	2.73	3.60	4.52	5.62	7.39	8.95
2/1/2038	4.69	2.20	2.66	3.66	4.49	5.58	7.48	8.42
3/1/2038	4.51	2.16	2.61	3.54	4.33	5.26	6.92	8.53
4/1/2038	4.29	1.96	2.45	3.34	4.11	5.06	6.62	7.73
5/1/2038	4.21	2.15	2.50	3.25	4.02	5.06	6.49	7.91
6/1/2038	4.18	2.11	2.37	3.15	3.98	5.00	6.54	8.06
7/1/2038	4.22	1.91	2.40	3.25	4.07	4.90	6.60	8.79
8/1/2038	4.18	1.93	2.31	3.24	4.04	4.95	6.42	7.93
9/1/2038	4.21	1.82	2.30	3.19	3.99	4.94	6.87	8.79
10/1/2038	4.23	2.08	2.43	3.17	4.02	5.01	6.84	8.60
11/1/2038	4.33	2.10	2.42	3.34	4.12	5.16	6.89	7.89
12/1/2038	4.47	2.11	2.59	3.50	4.30	5.29	6.78	8.39

Attachment 3-A

MISO Zone 6 On Peak Power Price

nominal \$/MWh

	Base	Aggressive Env. Reg.	Challenged Economy	Booming Econ/ Abundant Nat. Gas
1/1/2018	36.24	36.24	36.24	36.24
2/1/2018	35.96	35.96	35.96	35.96
3/1/2018	30.73	30.72	30.72	30.73
4/1/2018	30.39	30.39	30.39	30.39
5/1/2018	31.42	31.43	31.43	31.42
6/1/2018	32.19	32.18	32.18	32.19
7/1/2018	37.57	37.56	37.56	37.57
8/1/2018	34.02	34.04	34.04	34.02
9/1/2018	31.36	31.38	31.38	31.36
10/1/2018	30.61	30.60	30.60	30.61
11/1/2018	29.64	29.65	29.65	29.64
12/1/2018	30.38	30.38	30.38	30.38
1/1/2019	37.03	38.34	37.01	36.72
2/1/2019	36.76	37.90	36.74	36.51
3/1/2019	30.17	30.88	30.15	29.73
4/1/2019	30.07	30.76	30.07	29.67
5/1/2019	31.09	31.82	31.07	30.71
6/1/2019	31.82	32.74	31.80	31.48
7/1/2019	37.15	37.98	37.13	36.78
8/1/2019	33.88	34.85	33.86	33.57
9/1/2019	31.20	32.14	31.19	30.81
10/1/2019	30.05	30.88	30.02	29.62
11/1/2019	28.97	29.93	29.00	28.64
12/1/2019	29.86	30.58	29.82	29.40
1/1/2020	39.37	41.72	39.37	37.33
2/1/2020	38.61	40.56	38.60	36.78
3/1/2020	31.48	33.36	31.48	30.04
4/1/2020	31.15	32.20	31.16	29.81
5/1/2020	32.55	34.32	32.56	30.81
6/1/2020	33.59	35.90	33.58	31.75
7/1/2020	38.89	41.55	38.90	37.08
8/1/2020	36.01	38.73	36.09	34.19
9/1/2020	32.82	35.16	32.81	31.02
10/1/2020	31.43	33.07	31.41	29.76
11/1/2020	30.60	32.40	30.60	28.94
12/1/2020	31.31	33.02	31.32	29.81
1/1/2021	42.30	43.79	42.22	37.87
2/1/2021	40.86	42.09	40.79	36.97
3/1/2021	33.88	35.14	33.83	30.56
4/1/2021	32.62	33.63	32.58	30.15
5/1/2021	34.75	35.89	34.71	31.13
6/1/2021	36.48	37.96	36.34	32.30
7/1/2021	42.18	44.16	42.03	37.62
8/1/2021	39.40	41.30	39.33	34.67
9/1/2021	35.66	37.03	35.58	31.45
10/1/2021	33.74	34.87	33.68	30.11
11/1/2021	33.06	34.36	33.00	29.37
12/1/2021	33.62	34.95	33.56	30.28
1/1/2022	44.23	44.86	43.12	38.57
2/1/2022	42.31	42.78	41.43	37.07
3/1/2022	35.38	36.03	34.44	30.75
4/1/2022	33.99	34.56	33.28	30.54
5/1/2022	36.56	37.07	35.73	31.79
6/1/2022	38.57	39.25	37.39	32.98
7/1/2022	44.75	45.69	43.26	38.23
8/1/2022	42.16	43.03	40.71	35.49
9/1/2022	37.32	37.84	36.27	31.84
10/1/2022	34.72	35.23	33.97	30.17
11/1/2022	34.60	35.20	33.60	29.75
12/1/2022	35.44	36.21	34.43	30.81

Attachment 3-A

nominal \$/MWh

	Base	Aggressive Env. Reg.	Challenged Economy	Booming Econ/ Abundant Nat. Gas
1/1/2023	44.20	45.08	42.93	38.21
2/1/2023	42.58	43.24	41.52	36.63
3/1/2023	35.65	36.47	34.58	30.63
4/1/2023	34.38	35.40	33.20	30.22
5/1/2023	36.50	37.28	35.41	31.62
6/1/2023	39.64	40.58	38.20	33.38
7/1/2023	46.09	47.46	44.22	38.77
8/1/2023	43.55	44.91	41.75	36.09
9/1/2023	38.30	39.20	37.02	32.31
10/1/2023	35.59	36.43	34.50	30.60
11/1/2023	35.24	36.19	34.00	30.07
12/1/2023	36.15	37.38	34.91	31.02
1/1/2024	46.28	47.46	44.63	39.24
2/1/2024	44.41	45.47	43.18	38.20
3/1/2024	36.84	37.81	35.61	31.28
4/1/2024	35.60	37.04	34.07	30.48
5/1/2024	38.07	39.19	36.75	32.38
6/1/2024	41.24	42.57	39.36	34.17
7/1/2024	47.47	49.24	45.40	39.46
8/1/2024	44.88	46.77	42.74	36.62
9/1/2024	39.84	41.02	38.34	33.22
10/1/2024	36.66	37.97	35.29	31.33
11/1/2024	36.34	37.45	34.74	30.60
12/1/2024	37.12	38.52	35.56	31.38
1/1/2025	46.42	47.63	44.77	39.39
2/1/2025	44.89	45.97	43.66	38.50
3/1/2025	37.79	39.14	36.27	31.71
4/1/2025	36.55	38.27	34.70	31.02
5/1/2025	38.68	40.01	37.20	32.74
6/1/2025	42.07	43.71	40.16	34.73
7/1/2025	48.68	50.99	46.28	39.99
8/1/2025	46.21	48.70	43.76	37.36
9/1/2025	40.64	42.11	39.16	33.71
10/1/2025	37.68	39.27	36.12	31.90
11/1/2025	37.37	38.89	35.59	31.16
12/1/2025	38.09	39.88	36.17	31.83
1/1/2026	54.40	64.98	46.26	46.77
2/1/2026	52.61	63.00	44.83	45.37
3/1/2026	44.68	54.87	37.12	38.13
4/1/2026	43.34	53.97	35.50	37.77
5/1/2026	46.64	58.10	38.25	40.02
6/1/2026	50.30	62.34	41.17	42.37
7/1/2026	57.25	70.29	47.57	47.64
8/1/2026	55.24	68.19	45.40	45.51
9/1/2026	48.60	60.06	40.05	40.88
10/1/2026	45.47	57.04	37.10	39.00
11/1/2026	44.69	56.08	36.21	37.84
12/1/2026	45.39	56.41	37.20	39.05
1/1/2027	55.97	67.19	47.09	47.73
2/1/2027	53.91	64.65	45.48	45.99
3/1/2027	46.23	57.11	37.84	39.14
4/1/2027	44.93	55.98	36.32	38.62
5/1/2027	48.27	60.20	39.06	40.94
6/1/2027	52.22	65.06	42.18	43.55
7/1/2027	59.60	73.81	48.74	49.30
8/1/2027	57.50	71.62	46.60	46.88
9/1/2027	49.79	62.07	40.51	41.63
10/1/2027	46.59	58.56	37.35	39.66
11/1/2027	45.98	57.93	36.72	38.63
12/1/2027	47.08	58.66	38.19	40.16
1/1/2028	58.03	70.48	48.64	49.85

Attachment 3-A

nominal \$/MWh				
	Base	Aggressive Env. Reg.	Challenged Economy	Booming Econ/ Abundant Nat. Gas
4/1/2028	46.10	58.05	36.76	39.61
5/1/2028	49.95	62.87	40.05	42.19
6/1/2028	54.16	68.44	43.40	45.08
7/1/2028	62.14	78.20	50.50	51.35
8/1/2028	60.02	75.86	48.14	48.77
9/1/2028	51.24	64.57	41.32	43.06
10/1/2028	47.74	60.49	38.03	40.60
11/1/2028	47.45	60.26	37.69	39.85
12/1/2028	48.48	61.23	39.13	41.30
1/1/2029	59.17	72.77	49.29	50.97
2/1/2029	57.09	70.15	47.46	49.09
3/1/2029	48.72	61.82	39.14	41.13
4/1/2029	47.62	60.61	37.61	40.69
5/1/2029	51.57	65.69	41.12	43.95
6/1/2029	56.14	72.05	44.77	46.99
7/1/2029	63.91	81.69	51.35	52.93
8/1/2029	61.56	79.26	48.73	50.30
9/1/2029	53.80	68.75	42.94	45.14
10/1/2029	50.15	64.18	39.76	42.48
11/1/2029	49.85	63.65	39.13	41.65
12/1/2029	50.12	64.03	39.96	42.55
1/1/2030	60.90	76.10	50.29	53.13
2/1/2030	59.14	73.42	48.74	51.23
3/1/2030	50.29	64.52	40.11	42.48
4/1/2030	48.66	62.93	38.16	41.71
5/1/2030	52.87	68.08	41.61	44.97
6/1/2030	57.72	75.17	45.52	48.58
7/1/2030	65.67	85.15	52.19	54.65
8/1/2030	63.55	82.88	49.81	52.38
9/1/2030	55.33	71.51	43.75	46.62
10/1/2030	51.18	66.51	40.07	43.73
11/1/2030	51.12	66.00	39.76	42.70
12/1/2030	51.69	66.77	40.78	43.85
1/1/2031	62.36	78.79	50.81	54.96
2/1/2031	60.34	75.83	49.30	53.21
3/1/2031	52.44	67.85	41.18	44.85
4/1/2031	50.81	66.01	39.27	43.97
5/1/2031	54.78	70.93	42.59	47.05
6/1/2031	59.95	78.65	46.45	51.05
7/1/2031	68.45	89.77	53.47	57.55
8/1/2031	66.35	87.70	51.32	55.30
9/1/2031	57.25	74.64	44.61	48.86
10/1/2031	53.12	69.45	41.14	45.68
11/1/2031	53.08	69.12	40.73	44.62
12/1/2031	53.52	69.77	41.46	45.76
1/1/2032	64.20	82.15	51.67	56.57
2/1/2032	61.78	78.67	49.88	54.26
3/1/2032	54.12	70.87	41.85	46.08
4/1/2032	52.20	68.89	39.94	45.17
5/1/2032	56.59	73.98	43.42	48.67
6/1/2032	62.28	82.61	47.66	53.06
7/1/2032	71.46	94.70	55.11	59.93
8/1/2032	69.19	92.08	52.85	57.66
9/1/2032	58.79	77.49	45.30	50.25
10/1/2032	55.04	72.61	42.06	47.33
11/1/2032	54.61	71.80	41.25	45.88
12/1/2032	55.87	73.58	42.84	47.88
1/1/2033	66.56	86.21	53.15	59.42
2/1/2033	63.34	81.90	50.59	55.94
3/1/2033	55.94	74.06	42.72	47.71
4/1/2033	54.19	72.14	40.91	47.16
5/1/2033	58.73	77.47	44.55	50.47
6/1/2033	64.46	86.52	48.84	55.49

Attachment 3-A

nominal \$/MWh

	Base	Aggressive Env. Reg.	Challenged Economy	Booming Econ/ Abundant Nat. Gas
7/1/2033	73.97	99.06	56.34	62.58
8/1/2033	71.95	96.89	54.33	60.34
9/1/2033	60.49	80.47	46.18	52.39
10/1/2033	56.15	74.77	42.45	48.85
11/1/2033	56.49	75.22	42.25	47.76
12/1/2033	57.83	77.02	43.76	49.83
1/1/2034	66.99	88.33	53.38	59.91
2/1/2034	64.18	84.31	51.14	56.75
3/1/2034	57.44	76.97	43.44	48.41
4/1/2034	55.48	75.32	41.68	47.70
5/1/2034	59.78	80.20	45.10	51.29
6/1/2034	65.78	90.14	49.72	56.96
7/1/2034	75.83	103.26	57.34	64.35
8/1/2034	73.87	101.06	55.41	62.12
9/1/2034	61.74	83.80	46.95	53.92
10/1/2034	57.49	77.84	43.16	49.65
11/1/2034	57.67	77.86	42.82	48.62
12/1/2034	59.05	79.95	44.34	50.64
1/1/2035	68.86	92.43	54.20	62.30
2/1/2035	66.11	88.81	52.09	59.49
3/1/2035	59.07	80.26	43.95	50.09
4/1/2035	57.34	78.80	42.47	49.47
5/1/2035	62.14	84.80	46.35	54.39
6/1/2035	68.42	95.32	51.12	59.76
7/1/2035	77.78	107.50	57.96	66.68
8/1/2035	75.40	105.18	55.90	64.34
9/1/2035	65.27	89.94	48.81	56.91
10/1/2035	59.87	82.38	44.53	52.27
11/1/2035	60.12	82.35	44.18	51.21
12/1/2035	60.90	83.57	45.08	52.69
1/1/2036	71.00	96.34	55.40	64.62
2/1/2036	68.37	92.63	53.48	61.86
3/1/2036	61.45	84.40	45.29	51.95
4/1/2036	59.17	81.84	43.21	50.56
5/1/2036	63.67	87.78	47.19	55.66
6/1/2036	70.36	99.11	52.01	61.93
7/1/2036	80.64	112.64	59.42	69.51
8/1/2036	79.16	111.17	57.84	67.61
9/1/2036	66.88	93.20	49.50	58.65
10/1/2036	61.70	85.68	45.52	53.96
11/1/2036	62.07	85.89	45.10	52.99
12/1/2036	62.99	87.47	46.07	54.14
1/1/2037	71.93	99.59	55.72	65.32
2/1/2037	69.17	95.67	53.53	62.42
3/1/2037	63.21	87.92	46.02	53.12
4/1/2037	61.33	85.95	44.44	51.66
5/1/2037	65.59	91.61	48.29	56.99
6/1/2037	72.00	102.79	52.81	63.72
7/1/2037	83.06	117.77	60.76	71.64
8/1/2037	81.05	115.68	58.94	69.67
9/1/2037	68.20	96.53	50.09	60.18
10/1/2037	63.64	89.57	46.29	55.13
11/1/2037	63.62	89.26	45.65	53.92
12/1/2037	64.90	91.55	47.01	55.74
1/1/2038	73.73	101.90	56.61	66.74
2/1/2038	70.66	97.74	54.15	63.15
3/1/2038	64.76	90.32	46.77	54.25
4/1/2038	62.49	87.99	44.99	52.81
5/1/2038	66.72	93.98	48.55	58.11
6/1/2038	73.36	105.05	53.57	64.93
7/1/2038	85.06	120.76	61.94	73.24

Attachment 3-A

nominal \$/MWh

	Base	Aggressive Env. Reg.	Challenged Economy	Booming Econ/ Abundant Nat. Gas
8/1/2038	82.81	118.46	59.99	71.40
9/1/2038	69.37	98.08	50.54	61.11
10/1/2038	65.05	91.72	47.00	56.18
11/1/2038	65.16	91.47	46.32	54.97
12/1/2038	66.72	94.25	47.91	57.15

Attachment 3-A

2017 \$/MWh

	Base	Aggressive Env. Reg.	Challenged Economy	Booming Econ/ Abundant Nat. Gas
1/1/2018	35.50	35.50	35.50	35.50
2/1/2018	35.22	35.22	35.22	35.22
3/1/2018	30.10	30.09	30.09	30.10
4/1/2018	29.76	29.77	29.77	29.76
5/1/2018	30.77	30.78	30.78	30.77
6/1/2018	31.52	31.52	31.52	31.52
7/1/2018	36.79	36.79	36.79	36.79
8/1/2018	33.32	33.34	33.34	33.32
9/1/2018	30.71	30.73	30.73	30.71
10/1/2018	29.98	29.97	29.97	29.98
11/1/2018	29.03	29.04	29.04	29.03
12/1/2018	29.75	29.75	29.75	29.75
1/1/2019	35.53	36.78	35.50	35.22
2/1/2019	35.27	36.36	35.25	35.03
3/1/2019	28.94	29.63	28.92	28.52
4/1/2019	28.85	29.50	28.85	28.46
5/1/2019	29.82	30.52	29.80	29.46
6/1/2019	30.53	31.41	30.51	30.20
7/1/2019	35.64	36.43	35.61	35.28
8/1/2019	32.50	33.43	32.48	32.20
9/1/2019	29.93	30.83	29.92	29.55
10/1/2019	28.82	29.62	28.80	28.41
11/1/2019	27.79	28.71	27.82	27.48
12/1/2019	28.65	29.33	28.61	28.21
1/1/2020	36.99	39.20	36.99	35.07
2/1/2020	36.28	38.11	36.27	34.56
3/1/2020	29.58	31.34	29.57	28.23
4/1/2020	29.27	30.25	29.27	28.00
5/1/2020	30.58	32.25	30.59	28.95
6/1/2020	31.56	33.73	31.55	29.83
7/1/2020	36.54	39.03	36.54	34.83
8/1/2020	33.83	36.39	33.91	32.12
9/1/2020	30.83	33.03	30.83	29.14
10/1/2020	29.53	31.07	29.51	27.96
11/1/2020	28.75	30.44	28.75	27.19
12/1/2020	29.42	31.02	29.43	28.01
1/1/2021	38.93	40.29	38.85	34.85
2/1/2021	37.60	38.73	37.54	34.02
3/1/2021	31.18	32.34	31.14	28.12
4/1/2021	30.02	30.94	29.98	27.74
5/1/2021	31.97	33.02	31.94	28.64
6/1/2021	33.57	34.93	33.44	29.72
7/1/2021	38.81	40.63	38.68	34.62
8/1/2021	36.26	38.01	36.19	31.90
9/1/2021	32.82	34.08	32.74	28.94
10/1/2021	31.05	32.09	31.00	27.71
11/1/2021	30.42	31.62	30.37	27.03
12/1/2021	30.93	32.16	30.88	27.87
1/1/2022	39.87	40.43	38.86	34.76
2/1/2022	38.14	38.56	37.34	33.41
3/1/2022	31.89	32.47	31.04	27.72
4/1/2022	30.64	31.15	30.00	27.53
5/1/2022	32.95	33.41	32.20	28.65
6/1/2022	34.76	35.37	33.70	29.72
7/1/2022	40.33	41.18	38.99	34.46
8/1/2022	38.00	38.78	36.69	31.99
9/1/2022	33.64	34.11	32.69	28.70
10/1/2022	31.29	31.75	30.62	27.19
11/1/2022	31.18	31.72	30.28	26.81
12/1/2022	31.95	32.64	31.03	27.77

Attachment 3-A

2017 \$/MWh

	Base	Aggressive Env. Reg.	Challenged Economy	Booming Econ/ Abundant Nat. Gas
1/1/2023	39.02	39.80	37.90	33.73
2/1/2023	37.59	38.17	36.65	32.33
3/1/2023	31.47	32.20	30.53	27.04
4/1/2023	30.35	31.25	29.31	26.68
5/1/2023	32.22	32.91	31.26	27.91
6/1/2023	34.99	35.82	33.72	29.47
7/1/2023	40.69	41.89	39.03	34.22
8/1/2023	38.44	39.65	36.85	31.86
9/1/2023	33.81	34.60	32.68	28.53
10/1/2023	31.41	32.16	30.46	27.01
11/1/2023	31.10	31.95	30.01	26.55
12/1/2023	31.92	33.00	30.82	27.38
1/1/2024	40.01	41.03	38.59	33.92
2/1/2024	38.40	39.31	37.33	33.02
3/1/2024	31.85	32.69	30.79	27.04
4/1/2024	30.78	32.03	29.46	26.35
5/1/2024	32.92	33.89	31.77	28.00
6/1/2024	35.66	36.81	34.03	29.55
7/1/2024	41.04	42.58	39.25	34.12
8/1/2024	38.80	40.44	36.95	31.66
9/1/2024	34.45	35.46	33.15	28.72
10/1/2024	31.70	32.83	30.51	27.09
11/1/2024	31.42	32.38	30.04	26.46
12/1/2024	32.09	33.30	30.75	27.13
1/1/2025	39.31	40.33	37.92	33.36
2/1/2025	38.02	38.93	36.98	32.60
3/1/2025	32.01	33.14	30.71	26.85
4/1/2025	30.95	32.41	29.38	26.27
5/1/2025	32.76	33.88	31.51	27.72
6/1/2025	35.63	37.01	34.01	29.41
7/1/2025	41.23	43.18	39.19	33.87
8/1/2025	39.13	41.24	37.06	31.64
9/1/2025	34.41	35.66	33.16	28.55
10/1/2025	31.91	33.25	30.59	27.01
11/1/2025	31.65	32.93	30.14	26.39
12/1/2025	32.25	33.77	30.63	26.95
1/1/2026	45.12	53.90	38.36	38.79
2/1/2026	43.63	52.25	37.18	37.63
3/1/2026	37.06	45.51	30.78	31.63
4/1/2026	35.95	44.77	29.44	31.33
5/1/2026	38.69	48.19	31.72	33.19
6/1/2026	41.72	51.71	34.15	35.14
7/1/2026	47.48	58.30	39.45	39.51
8/1/2026	45.82	56.56	37.65	37.75
9/1/2026	40.31	49.81	33.22	33.91
10/1/2026	37.71	47.31	30.77	32.35
11/1/2026	37.07	46.51	30.03	31.38
12/1/2026	37.64	46.79	30.85	32.38
1/1/2027	45.46	54.58	38.26	38.78
2/1/2027	43.79	52.52	36.94	37.36
3/1/2027	37.56	46.39	30.74	31.80
4/1/2027	36.50	45.48	29.51	31.37
5/1/2027	39.22	48.90	31.73	33.26
6/1/2027	42.42	52.85	34.27	35.38
7/1/2027	48.41	59.96	39.59	40.05
8/1/2027	46.71	58.18	37.86	38.08
9/1/2027	40.45	50.42	32.91	33.82
10/1/2027	37.85	47.57	30.34	32.22
11/1/2027	37.35	47.06	29.83	31.38
12/1/2027	38.25	47.65	31.02	32.62
1/1/2028	46.17	56.08	38.70	39.66

Attachment 3-A

2017 \$/MWh					
	Base	Aggressive Env. Reg.	Challenged Economy	Booming Econ/ Abundant Nat. Gas	
4/1/2028	36.68	46.19	29.24	31.51	
5/1/2028	39.74	50.02	31.87	33.57	
6/1/2028	43.10	54.45	34.53	35.87	
7/1/2028	49.44	62.22	40.18	40.86	
8/1/2028	47.75	60.36	38.30	38.80	
9/1/2028	40.77	51.38	32.87	34.26	
10/1/2028	37.98	48.13	30.26	32.30	
11/1/2028	37.75	47.94	29.99	31.71	
12/1/2028	38.58	48.72	31.13	32.86	
1/1/2029	46.11	56.71	38.41	39.72	
2/1/2029	44.49	54.67	36.98	38.25	
3/1/2029	37.97	48.17	30.50	32.05	
4/1/2029	37.11	47.23	29.31	31.71	
5/1/2029	40.19	51.19	32.05	34.25	
6/1/2029	43.75	56.15	34.89	36.62	
7/1/2029	49.80	63.66	40.01	41.25	
8/1/2029	47.97	61.77	37.98	39.20	
9/1/2029	41.92	53.57	33.46	35.18	
10/1/2029	39.08	50.01	30.99	33.11	
11/1/2029	38.84	49.60	30.50	32.46	
12/1/2029	39.05	49.90	31.14	33.16	
1/1/2030	46.48	58.08	38.38	40.55	
2/1/2030	45.14	56.04	37.20	39.10	
3/1/2030	38.39	49.25	30.61	32.42	
4/1/2030	37.14	48.03	29.13	31.83	
5/1/2030	40.36	51.96	31.76	34.33	
6/1/2030	44.06	57.37	34.74	37.08	
7/1/2030	50.12	64.99	39.83	41.71	
8/1/2030	48.50	63.26	38.02	39.98	
9/1/2030	42.23	54.58	33.39	35.58	
10/1/2030	39.06	50.76	30.59	33.37	
11/1/2030	39.01	50.37	30.35	32.59	
12/1/2030	39.45	50.96	31.12	33.47	
1/1/2031	46.62	58.90	37.98	41.09	
2/1/2031	45.10	56.69	36.85	39.78	
3/1/2031	39.20	50.72	30.79	33.53	
4/1/2031	37.98	49.34	29.36	32.87	
5/1/2031	40.95	53.02	31.84	35.17	
6/1/2031	44.82	58.80	34.73	38.16	
7/1/2031	51.17	67.11	39.97	43.02	
8/1/2031	49.60	65.56	38.37	41.34	
9/1/2031	42.80	55.80	33.35	36.52	
10/1/2031	39.71	51.92	30.75	34.14	
11/1/2031	39.68	51.67	30.45	33.35	
12/1/2031	40.01	52.16	30.99	34.21	
1/1/2032	47.01	60.15	37.83	41.42	
2/1/2032	45.24	57.60	36.52	39.73	
3/1/2032	39.63	51.89	30.64	33.74	
4/1/2032	38.22	50.44	29.24	33.07	
5/1/2032	41.43	54.17	31.79	35.64	
6/1/2032	45.60	60.48	34.89	38.85	
7/1/2032	52.32	69.33	40.35	43.88	
8/1/2032	50.66	67.42	38.69	42.22	
9/1/2032	43.05	56.73	33.16	36.79	
10/1/2032	40.30	53.16	30.79	34.65	
11/1/2032	39.99	52.57	30.20	33.59	
12/1/2032	40.90	53.87	31.36	35.05	
1/1/2033	47.73	61.83	38.11	42.61	
2/1/2033	45.42	58.73	36.28	40.11	
3/1/2033	40.11	53.11	30.64	34.22	
4/1/2033	38.86	51.73	29.34	33.82	
5/1/2033	42.11	55.55	31.95	36.19	
6/1/2033	46.22	62.04	35.02	39.80	

Attachment 3-A

2017 \$/MWh

	Base	Aggressive Env. Reg.	Challenged Economy	Booming Econ/ Abundant Nat. Gas
7/1/2033	53.04	71.04	40.40	44.88
8/1/2033	51.60	69.48	38.96	43.27
9/1/2033	43.38	57.71	33.12	37.57
10/1/2033	40.27	53.62	30.44	35.03
11/1/2033	40.51	53.94	30.30	34.25
12/1/2033	41.47	55.23	31.38	35.73
1/1/2034	47.05	62.04	37.49	42.08
2/1/2034	45.08	59.21	35.92	39.86
3/1/2034	40.34	54.06	30.51	34.00
4/1/2034	38.97	52.90	29.27	33.50
5/1/2034	41.99	56.33	31.68	36.02
6/1/2034	46.20	63.31	34.92	40.01
7/1/2034	53.26	72.52	40.28	45.20
8/1/2034	51.89	70.98	38.92	43.63
9/1/2034	43.36	58.86	32.98	37.87
10/1/2034	40.38	54.67	30.32	34.87
11/1/2034	40.50	54.68	30.08	34.15
12/1/2034	41.47	56.15	31.14	35.57
1/1/2035	47.37	63.59	37.29	42.85
2/1/2035	45.48	61.09	35.83	40.92
3/1/2035	40.64	55.21	30.23	34.46
4/1/2035	39.45	54.21	29.21	34.03
5/1/2035	42.75	58.34	31.89	37.42
6/1/2035	47.07	65.57	35.17	41.11
7/1/2035	53.51	73.95	39.87	45.87
8/1/2035	51.87	72.35	38.45	44.26
9/1/2035	44.90	61.87	33.58	39.15
10/1/2035	41.19	56.67	30.64	35.96
11/1/2035	41.36	56.65	30.40	35.23
12/1/2035	41.90	57.49	31.01	36.24
1/1/2036	47.84	64.91	37.33	43.54
2/1/2036	46.07	62.41	36.03	41.68
3/1/2036	41.40	56.87	30.52	35.00
4/1/2036	39.87	55.14	29.11	34.06
5/1/2036	42.90	59.15	31.80	37.50
6/1/2036	47.41	66.78	35.04	41.72
7/1/2036	54.33	75.89	40.03	46.83
8/1/2036	53.33	74.90	38.97	45.55
9/1/2036	45.06	62.80	33.35	39.52
10/1/2036	41.57	57.73	30.67	36.36
11/1/2036	41.82	57.87	30.39	35.71
12/1/2036	42.44	58.94	31.04	36.48
1/1/2037	47.47	65.72	36.77	43.11
2/1/2037	45.65	63.14	35.33	41.19
3/1/2037	41.71	58.02	30.37	35.06
4/1/2037	40.47	56.72	29.33	34.09
5/1/2037	43.28	60.45	31.87	37.61
6/1/2037	47.51	67.83	34.85	42.05
7/1/2037	54.81	77.72	40.10	47.27
8/1/2037	53.48	76.34	38.90	45.98
9/1/2037	45.01	63.70	33.06	39.71
10/1/2037	42.00	59.11	30.55	36.38
11/1/2037	41.98	58.90	30.13	35.58
12/1/2037	42.83	60.42	31.02	36.79
1/1/2038	47.65	65.86	36.59	43.14
2/1/2038	45.67	63.17	35.00	40.82
3/1/2038	41.86	58.38	30.23	35.06
4/1/2038	40.39	56.87	29.08	34.13
5/1/2038	43.12	60.74	31.38	37.56
6/1/2038	47.42	67.90	34.63	41.97
7/1/2038	54.98	78.05	40.03	47.34

Attachment 3-A

2017 \$/MWh

	Base	Aggressive Env. Reg.	Challenged Economy	Booming Econ/ Abundant Nat. Gas
8/1/2038	53.52	76.57	38.77	46.15
9/1/2038	44.83	63.39	32.67	39.50
10/1/2038	42.04	59.28	30.38	36.31
11/1/2038	42.12	59.12	29.94	35.53
12/1/2038	43.12	60.91	30.97	36.94

Attachment 3-A

MISO Zone 6 Off Peak Power Price

nominal \$/MWh

	Base	Aggressive Env. Reg.	Challenged Economy	Booming Econ/ Abundant Nat. Gas
1/1/2018	28.89	28.90	28.90	28.89
2/1/2018	28.93	28.93	28.93	28.93
3/1/2018	25.50	25.50	25.50	25.50
4/1/2018	24.56	24.54	24.54	24.56
5/1/2018	22.78	22.81	22.81	22.78
6/1/2018	23.50	23.50	23.50	23.50
7/1/2018	24.90	24.92	24.92	24.90
8/1/2018	24.77	24.76	24.76	24.77
9/1/2018	22.86	22.87	22.87	22.86
10/1/2018	22.22	22.22	22.22	22.22
11/1/2018	23.93	23.93	23.93	23.93
12/1/2018	24.91	24.92	24.92	24.91
1/1/2019	29.09	29.93	29.08	28.37
2/1/2019	28.97	29.73	28.96	28.44
3/1/2019	25.45	26.09	25.40	24.77
4/1/2019	24.28	24.96	24.26	23.81
5/1/2019	22.80	23.63	22.80	22.40
6/1/2019	23.50	24.24	23.49	23.06
7/1/2019	24.68	25.50	24.67	24.23
8/1/2019	24.87	25.72	24.86	24.42
9/1/2019	22.71	23.64	22.71	22.32
10/1/2019	21.85	22.84	21.84	21.56
11/1/2019	23.59	24.47	23.58	23.18
12/1/2019	24.47	25.19	24.45	24.01
1/1/2020	31.24	33.62	31.26	29.15
2/1/2020	30.55	32.63	30.59	28.70
3/1/2020	26.29	27.49	26.31	24.82
4/1/2020	25.13	26.68	25.13	23.65
5/1/2020	24.44	26.37	24.44	22.98
6/1/2020	24.50	26.18	24.51	23.00
7/1/2020	26.13	28.07	26.14	24.47
8/1/2020	26.31	28.19	26.35	24.70
9/1/2020	24.30	26.05	24.28	22.62
10/1/2020	23.58	25.55	23.59	22.05
11/1/2020	25.11	26.99	25.12	23.51
12/1/2020	25.62	27.31	25.63	24.12
1/1/2021	34.46	35.57	34.48	30.04
2/1/2021	33.36	34.14	33.28	29.42
3/1/2021	28.09	28.94	28.04	25.21
4/1/2021	26.93	27.99	26.89	23.75
5/1/2021	26.48	27.75	26.42	23.19
6/1/2021	26.50	27.60	26.43	23.19
7/1/2021	28.68	29.88	28.61	25.07
8/1/2021	28.40	29.58	28.37	24.98
9/1/2021	26.49	27.59	26.42	23.15
10/1/2021	25.90	27.01	25.83	22.39
11/1/2021	27.45	28.61	27.37	24.01
12/1/2021	27.56	28.72	27.50	24.36
1/1/2022	35.53	35.93	34.62	30.16
2/1/2022	34.35	34.70	33.74	29.82
3/1/2022	29.22	29.73	28.64	25.56
4/1/2022	28.75	29.36	27.99	24.44
5/1/2022	28.04	28.61	27.05	23.52
6/1/2022	28.08	28.59	27.25	23.77
7/1/2022	30.54	31.13	29.61	25.69
8/1/2022	29.83	30.33	28.91	25.42
9/1/2022	27.87	28.37	26.97	23.33
10/1/2022	27.31	27.80	26.57	22.89
11/1/2022	28.62	29.13	27.81	24.10
12/1/2022	29.18	29.68	28.37	24.95
1/1/2023	32.76	33.56	31.94	28.89

Attachment 3-A

nominal \$/MWh

	Base	Aggressive Env. Reg.	Challenged Economy	Booming Econ/ Abundant Nat. Gas
2/1/2023	32.64	33.28	32.00	29.08
3/1/2023	29.27	29.93	28.45	25.38
4/1/2023	29.07	29.80	28.02	24.63
5/1/2023	28.08	28.93	26.92	23.05
6/1/2023	28.59	29.42	27.61	23.76
7/1/2023	31.14	31.95	29.99	25.79
8/1/2023	30.53	31.31	29.35	25.46
9/1/2023	28.62	29.34	27.58	23.73
10/1/2023	27.63	28.42	26.64	23.11
11/1/2023	29.22	30.02	28.19	24.41
12/1/2023	29.99	30.85	28.97	25.31
1/1/2024	35.29	36.15	34.53	30.17
2/1/2024	34.81	35.49	34.15	30.07
3/1/2024	30.28	31.06	29.51	26.14
4/1/2024	29.52	30.35	28.54	24.71
5/1/2024	28.63	29.72	27.42	23.33
6/1/2024	29.92	30.83	28.76	24.52
7/1/2024	31.91	32.76	30.73	26.18
8/1/2024	31.98	32.87	30.90	26.56
9/1/2024	29.16	29.98	28.09	23.95
10/1/2024	27.65	28.70	26.59	22.69
11/1/2024	29.91	30.81	28.60	24.64
12/1/2024	30.65	31.66	29.53	25.56
1/1/2025	34.67	36.00	33.83	29.95
2/1/2025	34.12	35.13	33.55	29.75
3/1/2025	30.96	32.00	29.86	26.26
4/1/2025	30.40	31.40	29.10	24.99
5/1/2025	29.75	31.09	28.28	23.80
6/1/2025	30.54	31.65	29.16	24.64
7/1/2025	32.79	33.80	31.40	26.62
8/1/2025	32.90	34.10	31.47	26.98
9/1/2025	29.66	30.70	28.46	24.04
10/1/2025	28.49	29.73	27.20	23.02
11/1/2025	30.83	32.13	29.36	25.00
12/1/2025	31.37	32.68	30.05	25.80
1/1/2026	45.24	55.44	36.65	38.22
2/1/2026	43.98	54.00	35.65	37.32
3/1/2026	38.33	47.74	30.76	32.06
4/1/2026	36.62	45.57	29.54	29.81
5/1/2026	36.86	46.35	29.30	29.25
6/1/2026	37.41	47.28	29.65	30.02
7/1/2026	40.40	50.81	32.19	32.98
8/1/2026	40.80	51.14	32.49	33.53
9/1/2026	36.57	46.02	29.23	29.47
10/1/2026	35.58	44.76	28.18	28.12
11/1/2026	37.55	47.07	29.97	30.02
12/1/2026	38.49	48.21	30.70	31.44
1/1/2027	46.56	57.05	37.40	39.20
2/1/2027	45.46	55.84	36.16	38.39
3/1/2027	39.69	49.56	31.44	32.74
4/1/2027	38.25	47.74	30.45	30.65
5/1/2027	38.23	48.20	29.93	30.07
6/1/2027	38.96	49.37	30.40	30.91
7/1/2027	42.31	53.35	33.27	34.16
8/1/2027	42.02	52.84	33.02	34.14
9/1/2027	38.06	48.08	29.98	30.36
10/1/2027	36.89	46.71	28.74	28.83
11/1/2027	38.69	48.68	30.37	30.48
12/1/2027	39.81	50.05	31.26	31.93
1/1/2028	47.82	58.96	37.95	40.23
2/1/2028	46.88	57.80	37.49	39.76
3/1/2028	41.55	52.44	32.82	34.49

Attachment 3-A

nominal \$/MWh

	Base	Aggressive Env. Reg.	Challenged Economy	Booming Econ/ Abundant Nat. Gas
4/1/2028	40.35	50.73	31.69	32.50
5/1/2028	39.30	50.09	30.56	30.82
6/1/2028	40.54	51.92	31.43	32.22
7/1/2028	44.10	56.51	34.43	35.63
8/1/2028	43.21	55.16	33.67	34.91
9/1/2028	39.87	50.72	31.09	31.93
10/1/2028	38.25	48.78	29.61	29.98
11/1/2028	40.12	50.92	31.20	31.72
12/1/2028	41.56	52.90	32.56	33.59
1/1/2029	49.00	61.06	38.62	41.64
2/1/2029	48.14	59.92	38.16	40.97
3/1/2029	43.21	55.08	33.64	35.82
4/1/2029	41.44	52.45	32.23	33.34
5/1/2029	39.94	51.74	30.64	31.31
6/1/2029	42.09	54.63	32.28	33.47
7/1/2029	45.57	59.14	35.21	36.86
8/1/2029	45.04	58.35	34.82	36.76
9/1/2029	41.39	53.54	31.97	32.91
10/1/2029	39.48	50.81	30.20	30.66
11/1/2029	41.52	53.17	31.95	32.62
12/1/2029	43.04	55.26	33.35	34.69
1/1/2030	49.90	63.84	38.89	42.90
2/1/2030	49.10	62.82	38.44	42.16
3/1/2030	44.17	57.48	33.97	36.82
4/1/2030	42.40	54.49	32.69	34.22
5/1/2030	41.47	54.13	31.49	32.58
6/1/2030	44.04	57.86	33.49	35.07
7/1/2030	46.80	61.40	35.84	37.89
8/1/2030	46.94	61.54	36.00	38.46
9/1/2030	42.52	55.44	32.50	33.88
10/1/2030	40.50	52.93	30.62	31.62
11/1/2030	42.93	55.71	32.72	33.95
12/1/2030	44.22	57.67	33.97	35.74
1/1/2031	50.90	65.82	38.63	45.17
2/1/2031	50.29	64.69	38.49	44.14
3/1/2031	45.69	59.89	34.50	38.52
4/1/2031	44.25	57.33	33.58	36.06
5/1/2031	43.67	57.58	32.66	34.76
6/1/2031	45.42	60.23	33.96	36.60
7/1/2031	48.64	64.26	36.57	39.97
8/1/2031	48.90	64.77	36.88	40.42
9/1/2031	43.76	57.60	32.87	35.28
10/1/2031	42.09	55.49	31.25	33.12
11/1/2031	44.83	58.60	33.62	35.68
12/1/2031	45.82	60.19	34.50	37.41
1/1/2032	51.96	68.37	38.94	46.63
2/1/2032	51.40	66.77	38.70	45.41
3/1/2032	46.52	61.94	34.65	39.18
4/1/2032	44.92	59.33	33.51	36.71
5/1/2032	45.42	60.71	33.48	36.46
6/1/2032	46.74	62.69	34.47	37.75
7/1/2032	50.64	67.95	37.61	41.70
8/1/2032	50.26	67.42	37.35	41.45
9/1/2032	45.62	60.73	33.85	36.83
10/1/2032	44.11	59.04	32.39	35.13
11/1/2032	46.19	61.15	34.10	36.95
12/1/2032	47.18	62.75	35.04	38.42
1/1/2033	53.74	71.33	39.65	48.72
2/1/2033	53.24	70.15	39.56	47.76
3/1/2033	48.36	65.17	35.59	40.93
4/1/2033	47.36	62.82	34.86	38.92
5/1/2033	47.03	63.49	34.16	37.95

Attachment 3-A

nominal \$/MWh

	Base	Aggressive Env. Reg.	Challenged Economy	Booming Econ/ Abundant Nat. Gas
6/1/2033	48.55	65.93	35.45	39.74
7/1/2033	52.92	71.85	38.82	43.97
8/1/2033	51.75	70.17	37.98	43.03
9/1/2033	47.44	63.99	34.72	38.69
10/1/2033	45.83	61.92	33.27	37.04
11/1/2033	47.73	64.04	34.76	38.64
12/1/2033	49.19	66.08	35.95	40.39
1/1/2034	54.27	73.27	40.06	48.75
2/1/2034	53.90	72.62	39.99	48.04
3/1/2034	49.77	68.08	36.51	41.57
4/1/2034	48.49	65.53	35.61	39.51
5/1/2034	48.21	66.09	34.65	38.46
6/1/2034	49.87	68.64	36.11	40.78
7/1/2034	54.02	74.57	39.45	45.13
8/1/2034	52.97	73.20	38.72	44.07
9/1/2034	48.80	67.05	35.50	40.08
10/1/2034	46.87	64.37	33.73	37.55
11/1/2034	49.02	66.87	35.49	39.40
12/1/2034	50.83	69.17	36.93	41.72
1/1/2035	56.15	77.01	40.90	50.73
2/1/2035	55.47	75.85	40.38	49.76
3/1/2035	51.81	71.89	37.30	43.83
4/1/2035	49.98	68.67	36.01	41.33
5/1/2035	49.30	68.67	34.83	39.77
6/1/2035	51.94	72.51	36.91	43.06
7/1/2035	55.59	78.00	40.01	47.02
8/1/2035	55.13	77.55	39.83	46.95
9/1/2035	51.09	71.16	36.42	42.02
10/1/2035	48.57	67.67	34.32	38.84
11/1/2035	50.71	70.08	36.07	41.03
12/1/2035	52.78	72.90	37.79	43.80
1/1/2036	57.85	80.04	41.58	52.16
2/1/2036	57.02	78.94	41.17	51.04
3/1/2036	53.47	74.98	37.92	44.91
4/1/2036	51.56	71.55	36.56	42.40
5/1/2036	51.68	72.60	36.18	41.94
6/1/2036	54.10	76.58	38.07	44.82
7/1/2036	57.05	80.95	40.67	48.38
8/1/2036	57.99	82.43	41.40	49.29
9/1/2036	51.95	73.19	36.52	42.72
10/1/2036	50.14	70.78	34.97	40.19
11/1/2036	53.05	73.92	37.30	43.23
12/1/2036	54.32	75.83	38.49	44.88
1/1/2037	60.10	84.90	42.94	54.68
2/1/2037	59.12	83.22	42.37	53.09
3/1/2037	55.37	78.83	38.89	46.41
4/1/2037	53.31	75.41	37.75	43.57
5/1/2037	53.98	76.92	37.48	43.74
6/1/2037	55.18	79.63	38.57	46.14
7/1/2037	58.63	85.04	41.46	50.10
8/1/2037	59.70	86.61	42.29	51.30
9/1/2037	53.72	77.02	37.57	44.52
10/1/2037	52.06	74.53	35.85	42.04
11/1/2037	54.37	77.37	37.88	44.36
12/1/2037	55.93	79.32	39.19	45.96
1/1/2038	61.93	87.55	43.88	56.01
2/1/2038	60.96	85.85	43.31	54.29
3/1/2038	56.93	81.03	39.54	47.49
4/1/2038	54.72	77.54	38.11	44.91
5/1/2038	55.20	79.01	38.03	44.88
6/1/2038	56.64	82.01	39.28	47.23
7/1/2038	60.49	87.92	42.59	51.65

Attachment 3-A

nominal \$/MWh

	Base	Aggressive Env. Reg.	Challenged Economy	Booming Econ/ Abundant Nat. Gas
8/1/2038	60.40	87.85	42.55	51.83
9/1/2038	55.45	79.52	38.46	45.88
10/1/2038	53.88	77.30	36.87	43.60
11/1/2038	55.97	79.71	38.62	45.50
12/1/2038	57.38	81.72	39.94	47.08

Attachment 3-A

2017 \$/MWh

	Base	Aggressive Env. Reg.	Challenged Economy	Booming Econ/ Abundant Nat. Gas
1/1/2018	28.30	28.30	28.30	28.30
2/1/2018	28.34	28.33	28.33	28.34
3/1/2018	24.97	24.97	24.97	24.97
4/1/2018	24.05	24.04	24.04	24.05
5/1/2018	22.31	22.34	22.34	22.31
6/1/2018	23.02	23.01	23.01	23.02
7/1/2018	24.39	24.41	24.41	24.39
8/1/2018	24.26	24.25	24.25	24.26
9/1/2018	22.39	22.40	22.40	22.39
10/1/2018	21.76	21.76	21.76	21.76
11/1/2018	23.44	23.44	23.44	23.44
12/1/2018	24.40	24.41	24.41	24.40
1/1/2019	27.90	28.71	27.90	27.21
2/1/2019	27.79	28.52	27.78	27.28
3/1/2019	24.41	25.03	24.37	23.77
4/1/2019	23.29	23.94	23.27	22.84
5/1/2019	21.87	22.67	21.87	21.49
6/1/2019	22.54	23.25	22.54	22.12
7/1/2019	23.67	24.46	23.66	23.25
8/1/2019	23.86	24.67	23.85	23.42
9/1/2019	21.79	22.68	21.78	21.41
10/1/2019	20.96	21.91	20.95	20.69
11/1/2019	22.63	23.47	22.62	22.24
12/1/2019	23.47	24.16	23.46	23.03
1/1/2020	29.35	31.59	29.37	27.38
2/1/2020	28.71	30.65	28.74	26.97
3/1/2020	24.70	25.83	24.72	23.32
4/1/2020	23.61	25.06	23.61	22.22
5/1/2020	22.96	24.78	22.96	21.59
6/1/2020	23.02	24.60	23.03	21.61
7/1/2020	24.55	26.37	24.56	22.99
8/1/2020	24.72	26.49	24.75	23.21
9/1/2020	22.83	24.48	22.82	21.26
10/1/2020	22.16	24.01	22.17	20.72
11/1/2020	23.59	25.36	23.60	22.09
12/1/2020	24.07	25.66	24.08	22.67
1/1/2021	31.71	32.73	31.73	27.64
2/1/2021	30.70	31.41	30.63	27.07
3/1/2021	25.85	26.63	25.80	23.20
4/1/2021	24.78	25.76	24.75	21.85
5/1/2021	24.37	25.54	24.31	21.34
6/1/2021	24.39	25.40	24.32	21.34
7/1/2021	26.39	27.49	26.33	23.07
8/1/2021	26.14	27.22	26.11	22.99
9/1/2021	24.38	25.39	24.31	21.31
10/1/2021	23.84	24.85	23.77	20.61
11/1/2021	25.26	26.33	25.19	22.09
12/1/2021	25.36	26.43	25.30	22.42
1/1/2022	32.02	32.38	31.21	27.18
2/1/2022	30.96	31.28	30.41	26.88
3/1/2022	26.34	26.79	25.81	23.04
4/1/2022	25.91	26.46	25.23	22.03
5/1/2022	25.27	25.79	24.38	21.20
6/1/2022	25.31	25.77	24.56	21.42
7/1/2022	27.52	28.06	26.69	23.15
8/1/2022	26.89	27.34	26.06	22.92
9/1/2022	25.12	25.57	24.31	21.02
10/1/2022	24.62	25.05	23.94	20.63
11/1/2022	25.79	26.26	25.07	21.73
12/1/2022	26.30	26.75	25.57	22.49
1/1/2023	28.92	29.62	28.19	25.51

Attachment 3-A

2017 \$/MWh

	Base	Aggressive Env. Reg.	Challenged Economy	Booming Econ/ Abundant Nat. Gas
2/1/2023	28.81	29.38	28.25	25.67
3/1/2023	25.84	26.42	25.12	22.40
4/1/2023	25.66	26.30	24.73	21.74
5/1/2023	24.79	25.54	23.76	20.35
6/1/2023	25.24	25.97	24.37	20.98
7/1/2023	27.49	28.21	26.47	22.77
8/1/2023	26.95	27.64	25.91	22.47
9/1/2023	25.26	25.90	24.35	20.94
10/1/2023	24.39	25.09	23.51	20.40
11/1/2023	25.79	26.50	24.89	21.55
12/1/2023	26.47	27.23	25.57	22.34
1/1/2024	30.52	31.26	29.86	26.08
2/1/2024	30.10	30.68	29.53	26.00
3/1/2024	26.18	26.85	25.51	22.60
4/1/2024	25.52	26.24	24.67	21.36
5/1/2024	24.75	25.70	23.71	20.17
6/1/2024	25.87	26.65	24.86	21.20
7/1/2024	27.59	28.33	26.57	22.63
8/1/2024	27.65	28.42	26.71	22.96
9/1/2024	25.21	25.92	24.29	20.71
10/1/2024	23.91	24.81	22.99	19.62
11/1/2024	25.86	26.64	24.73	21.31
12/1/2024	26.50	27.37	25.53	22.10
1/1/2025	29.36	30.49	28.65	25.36
2/1/2025	28.89	29.75	28.41	25.19
3/1/2025	26.22	27.10	25.28	22.24
4/1/2025	25.75	26.59	24.64	21.16
5/1/2025	25.19	26.33	23.94	20.15
6/1/2025	25.86	26.80	24.70	20.87
7/1/2025	27.77	28.62	26.59	22.55
8/1/2025	27.86	28.88	26.65	22.85
9/1/2025	25.12	26.00	24.10	20.36
10/1/2025	24.12	25.17	23.03	19.49
11/1/2025	26.11	27.21	24.86	21.17
12/1/2025	26.56	27.67	25.44	21.85
1/1/2026	37.52	45.98	30.40	31.70
2/1/2026	36.47	44.79	29.57	30.95
3/1/2026	31.79	39.59	25.52	26.59
4/1/2026	30.37	37.80	24.50	24.73
5/1/2026	30.57	38.44	24.31	24.26
6/1/2026	31.02	39.21	24.59	24.90
7/1/2026	33.51	42.14	26.70	27.35
8/1/2026	33.84	42.41	26.95	27.81
9/1/2026	30.33	38.17	24.25	24.44
10/1/2026	29.51	37.13	23.37	23.32
11/1/2026	31.15	39.04	24.86	24.90
12/1/2026	31.92	39.98	25.46	26.07
1/1/2027	37.82	46.35	30.38	31.85
2/1/2027	36.93	45.37	29.38	31.18
3/1/2027	32.24	40.26	25.54	26.59
4/1/2027	31.08	38.78	24.73	24.90
5/1/2027	31.05	39.15	24.31	24.42
6/1/2027	31.65	40.10	24.69	25.11
7/1/2027	34.37	43.34	27.02	27.75
8/1/2027	34.13	42.93	26.83	27.74
9/1/2027	30.92	39.06	24.35	24.66
10/1/2027	29.96	37.95	23.35	23.42
11/1/2027	31.43	39.55	24.67	24.76
12/1/2027	32.34	40.66	25.39	25.94
1/1/2028	38.05	46.91	30.19	32.01
2/1/2028	37.30	45.99	29.83	31.63
3/1/2028	33.06	41.72	26.11	27.45

Attachment 3-A

2017 \$/MWh

	Base	Aggressive Env. Reg.	Challenged Economy	Booming Econ/ Abundant Nat. Gas
4/1/2028	32.10	40.36	25.22	25.86
5/1/2028	31.27	39.85	24.32	24.52
6/1/2028	32.26	41.31	25.01	25.63
7/1/2028	35.09	44.96	27.39	28.35
8/1/2028	34.38	43.89	26.79	27.78
9/1/2028	31.72	40.36	24.73	25.41
10/1/2028	30.43	38.82	23.56	23.85
11/1/2028	31.92	40.51	24.83	25.24
12/1/2028	33.07	42.09	25.90	26.73
1/1/2029	38.18	47.59	30.09	32.45
2/1/2029	37.52	46.69	29.74	31.93
3/1/2029	33.67	42.92	26.21	27.91
4/1/2029	32.29	40.87	25.12	25.98
5/1/2029	31.13	40.32	23.87	24.40
6/1/2029	32.80	42.57	25.15	26.08
7/1/2029	35.51	46.09	27.44	28.73
8/1/2029	35.10	45.47	27.14	28.65
9/1/2029	32.26	41.73	24.92	25.65
10/1/2029	30.77	39.60	23.53	23.90
11/1/2029	32.35	41.43	24.90	25.42
12/1/2029	33.54	43.06	25.99	27.03
1/1/2030	38.09	48.73	29.68	32.74
2/1/2030	37.47	47.95	29.34	32.18
3/1/2030	33.71	43.87	25.93	28.10
4/1/2030	32.36	41.59	24.95	26.12
5/1/2030	31.65	41.32	24.03	24.87
6/1/2030	33.62	44.16	25.56	26.77
7/1/2030	35.72	46.86	27.35	28.92
8/1/2030	35.83	46.97	27.48	29.35
9/1/2030	32.45	42.31	24.81	25.86
10/1/2030	30.91	40.40	23.37	24.14
11/1/2030	32.77	42.52	24.97	25.91
12/1/2030	33.75	44.01	25.93	27.28
1/1/2031	38.05	49.20	28.88	33.77
2/1/2031	37.59	48.36	28.78	32.99
3/1/2031	34.15	44.77	25.79	28.79
4/1/2031	33.08	42.85	25.11	26.96
5/1/2031	32.65	43.04	24.41	25.98
6/1/2031	33.95	45.03	25.39	27.36
7/1/2031	36.36	48.04	27.33	29.88
8/1/2031	36.55	48.42	27.57	30.21
9/1/2031	32.71	43.06	24.57	26.38
10/1/2031	31.47	41.48	23.36	24.76
11/1/2031	33.51	43.81	25.13	26.68
12/1/2031	34.25	45.00	25.79	27.97
1/1/2032	38.04	50.06	28.51	34.14
2/1/2032	37.63	48.89	28.33	33.25
3/1/2032	34.06	45.35	25.37	28.69
4/1/2032	32.89	43.44	24.53	26.88
5/1/2032	33.26	44.45	24.52	26.70
6/1/2032	34.22	45.90	25.24	27.64
7/1/2032	37.08	49.75	27.54	30.53
8/1/2032	36.80	49.37	27.35	30.35
9/1/2032	33.40	44.46	24.79	26.96
10/1/2032	32.29	43.23	23.72	25.72
11/1/2032	33.82	44.77	24.97	27.05
12/1/2032	34.54	45.95	25.66	28.13
1/1/2033	38.54	51.15	28.44	34.94
2/1/2033	38.18	50.31	28.37	34.25
3/1/2033	34.68	46.73	25.52	29.35
4/1/2033	33.96	45.05	25.00	27.91
5/1/2033	33.73	45.53	24.49	27.22

Attachment 3-A

2017 \$/MWh

	Base	Aggressive Env. Reg.	Challenged Economy	Booming Econ/ Abundant Nat. Gas
6/1/2033	34.82	47.28	25.42	28.50
7/1/2033	37.95	51.53	27.84	31.53
8/1/2033	37.11	50.32	27.24	30.85
9/1/2033	34.02	45.88	24.90	27.75
10/1/2033	32.86	44.41	23.86	26.56
11/1/2033	34.23	45.92	24.93	27.71
12/1/2033	35.27	47.39	25.78	28.96
1/1/2034	38.11	51.46	28.14	34.24
2/1/2034	37.86	51.00	28.09	33.74
3/1/2034	34.96	47.82	25.64	29.20
4/1/2034	34.06	46.03	25.01	27.75
5/1/2034	33.86	46.42	24.33	27.01
6/1/2034	35.03	48.21	25.36	28.64
7/1/2034	37.94	52.37	27.71	31.70
8/1/2034	37.20	51.42	27.20	30.95
9/1/2034	34.28	47.09	24.93	28.15
10/1/2034	32.92	45.21	23.69	26.38
11/1/2034	34.43	46.97	24.93	27.67
12/1/2034	35.70	48.59	25.94	29.30
1/1/2035	38.63	52.98	28.13	34.90
2/1/2035	38.16	52.18	27.78	34.23
3/1/2035	35.64	49.45	25.66	30.15
4/1/2035	34.38	47.24	24.78	28.43
5/1/2035	33.91	47.24	23.96	27.36
6/1/2035	35.73	49.88	25.39	29.62
7/1/2035	38.24	53.66	27.52	32.35
8/1/2035	37.93	53.35	27.40	32.30
9/1/2035	35.15	48.95	25.05	28.91
10/1/2035	33.41	46.55	23.61	26.72
11/1/2035	34.89	48.21	24.81	28.22
12/1/2035	36.31	50.15	26.00	30.13
1/1/2036	38.98	53.93	28.02	35.14
2/1/2036	38.42	53.19	27.74	34.39
3/1/2036	36.03	50.52	25.55	30.26
4/1/2036	34.74	48.21	24.64	28.57
5/1/2036	34.82	48.91	24.38	28.26
6/1/2036	36.45	51.60	25.65	30.20
7/1/2036	38.44	54.54	27.40	32.59
8/1/2036	39.07	55.54	27.90	33.21
9/1/2036	35.01	49.31	24.60	28.78
10/1/2036	33.78	47.69	23.56	27.08
11/1/2036	35.75	49.81	25.13	29.13
12/1/2036	36.60	51.09	25.93	30.24
1/1/2037	39.66	56.02	28.33	36.08
2/1/2037	39.01	54.92	27.96	35.03
3/1/2037	36.54	52.02	25.67	30.63
4/1/2037	35.18	49.76	24.91	28.75
5/1/2037	35.62	50.76	24.74	28.86
6/1/2037	36.41	52.55	25.45	30.45
7/1/2037	38.69	56.12	27.36	33.06
8/1/2037	39.40	57.15	27.91	33.86
9/1/2037	35.45	50.83	24.80	29.38
10/1/2037	34.36	49.18	23.66	27.75
11/1/2037	35.88	51.06	25.00	29.28
12/1/2037	36.91	52.34	25.86	30.33
1/1/2038	40.03	56.59	28.36	36.20
2/1/2038	39.40	55.49	27.99	35.09
3/1/2038	36.80	52.37	25.56	30.70
4/1/2038	35.37	50.12	24.63	29.03
5/1/2038	35.68	51.06	24.58	29.01
6/1/2038	36.61	53.00	25.39	30.53
7/1/2038	39.10	56.82	27.53	33.38

Attachment 3-A

2017 \$/MWh

	Base	Aggressive Env. Reg.	Challenged Economy	Booming Econ/ Abundant Nat. Gas
8/1/2038	39.04	56.78	27.50	33.50
9/1/2038	35.84	51.40	24.86	29.66
10/1/2038	34.82	49.96	23.83	28.18
11/1/2038	36.18	51.52	24.96	29.41
12/1/2038	37.09	52.82	25.82	30.43

Attachment 3-A

MISO Zone 6 All Hours Power Price

nominal \$/MWh

	Base	Aggressive Env. Reg.	Challenged Economy	Booming Econ/ Abundant Nat. Gas
1/1/2018	32.53	32.53	32.53	32.53
2/1/2018	32.28	32.28	32.28	32.28
3/1/2018	27.97	27.97	27.97	27.97
4/1/2018	27.28	27.27	27.27	27.28
5/1/2018	27.05	27.07	27.07	27.05
6/1/2018	27.56	27.55	27.55	27.56
7/1/2018	30.89	30.90	30.90	30.89
8/1/2018	29.35	29.35	29.35	29.35
9/1/2018	26.64	26.65	26.65	26.64
10/1/2018	26.37	26.37	26.37	26.37
11/1/2018	26.72	26.72	26.72	26.72
12/1/2018	27.38	27.39	27.39	27.38
1/1/2019	33.02	34.09	33.00	32.50
2/1/2019	32.68	33.62	32.67	32.28
3/1/2019	27.58	28.25	27.54	27.01
4/1/2019	27.11	27.79	27.10	26.68
5/1/2019	26.90	27.68	26.89	26.51
6/1/2019	27.20	28.02	27.19	26.80
7/1/2019	30.85	31.67	30.83	30.44
8/1/2019	29.13	30.04	29.12	28.75
9/1/2019	26.67	27.60	26.67	26.28
10/1/2019	25.90	26.82	25.89	25.55
11/1/2019	26.10	27.02	26.11	25.73
12/1/2019	27.02	27.74	26.99	26.56
1/1/2020	35.26	37.63	35.27	33.19
2/1/2020	34.26	36.27	34.27	32.42
3/1/2020	28.75	30.27	28.75	27.29
4/1/2020	28.08	29.38	28.07	26.66
5/1/2020	28.10	29.96	28.11	26.52
6/1/2020	28.95	30.93	28.94	27.28
7/1/2020	32.44	34.74	32.45	30.71
8/1/2020	30.69	32.95	30.75	28.99
9/1/2020	28.46	30.50	28.45	26.73
10/1/2020	27.30	29.11	27.29	25.70
11/1/2020	27.67	29.52	27.67	26.04
12/1/2020	28.44	30.13	28.44	26.94
1/1/2021	38.00	39.28	37.97	33.58
2/1/2021	36.93	37.92	36.86	33.02
3/1/2021	30.95	32.01	30.90	27.85
4/1/2021	29.71	30.75	29.67	26.88
5/1/2021	30.21	31.43	30.16	26.77
6/1/2021	31.38	32.66	31.28	27.64
7/1/2021	35.06	36.63	34.96	31.01
8/1/2021	33.60	35.13	33.56	29.56
9/1/2021	30.98	32.20	30.90	27.21
10/1/2021	29.44	30.56	29.37	25.88
11/1/2021	30.19	31.42	30.12	26.63
12/1/2021	30.56	31.80	30.49	27.29
1/1/2022	39.46	39.96	38.46	33.95
2/1/2022	38.14	38.55	37.40	33.27
3/1/2022	32.27	32.84	31.51	28.13
4/1/2022	31.19	31.79	30.46	27.29
5/1/2022	32.07	32.61	31.16	27.43
6/1/2022	33.21	33.80	32.21	28.27
7/1/2022	36.96	37.71	35.78	31.35
8/1/2022	35.93	36.61	34.75	30.41
9/1/2022	32.49	33.00	31.52	27.49
10/1/2022	30.66	31.15	29.91	26.18
11/1/2022	31.54	32.10	30.64	26.86
12/1/2022	32.14	32.77	31.24	27.72

Attachment 3-A

nominal \$/MWh

	Base	Aggressive Env. Reg.	Challenged Economy	Booming Econ/ Abundant Nat. Gas
1/1/2023	38.17	39.01	37.14	33.30
2/1/2023	37.37	38.02	36.53	32.68
3/1/2023	32.43	33.17	31.49	27.98
4/1/2023	31.43	32.29	30.32	27.11
5/1/2023	32.25	33.06	31.12	27.29
6/1/2023	33.99	34.88	32.79	28.46
7/1/2023	37.89	38.95	36.41	31.65
8/1/2023	36.97	38.04	35.48	30.72
9/1/2023	33.13	33.94	31.99	27.73
10/1/2023	31.39	32.21	30.36	26.66
11/1/2023	32.16	33.04	31.03	27.18
12/1/2023	32.77	33.80	31.65	27.89
1/1/2024	40.73	41.74	39.53	34.65
2/1/2024	39.44	40.31	38.51	33.99
3/1/2024	33.25	34.11	32.26	28.46
4/1/2024	32.49	33.62	31.24	27.53
5/1/2024	33.30	34.40	32.03	27.81
6/1/2024	34.95	36.05	33.47	28.81
7/1/2024	39.60	40.92	37.99	32.75
8/1/2024	38.08	39.45	36.50	31.31
9/1/2024	34.14	35.13	32.87	28.28
10/1/2024	32.11	33.28	30.89	26.96
11/1/2024	32.91	33.91	31.47	27.43
12/1/2024	33.71	34.91	32.38	28.31
1/1/2025	40.48	41.75	39.24	34.62
2/1/2025	39.25	40.29	38.37	33.92
3/1/2025	34.05	35.22	32.75	28.72
4/1/2025	33.41	34.76	31.84	27.94
5/1/2025	33.98	35.31	32.50	28.03
6/1/2025	35.92	37.28	34.30	29.35
7/1/2025	40.65	42.30	38.76	33.24
8/1/2025	38.91	40.69	37.02	31.67
9/1/2025	35.03	36.28	33.69	28.77
10/1/2025	33.03	34.45	31.61	27.41
11/1/2025	33.74	35.13	32.13	27.74
12/1/2025	34.69	36.24	33.08	28.78
1/1/2026	49.57	59.96	41.20	42.27
2/1/2026	48.09	58.29	40.02	41.15
3/1/2026	41.34	51.11	33.77	34.94
4/1/2026	39.90	49.68	32.45	33.71
5/1/2026	41.28	51.65	33.34	34.11
6/1/2026	43.71	54.64	35.28	36.06
7/1/2026	48.73	60.44	39.79	40.23
8/1/2026	47.32	58.84	38.32	38.94
9/1/2026	42.45	52.88	34.52	35.05
10/1/2026	40.26	50.57	32.40	33.27
11/1/2026	40.89	51.27	32.88	33.67
12/1/2026	41.90	52.26	33.91	35.20
1/1/2027	50.81	61.63	41.78	43.05
2/1/2027	49.48	60.04	40.60	42.01
3/1/2027	42.92	53.30	34.61	35.90
4/1/2027	41.52	51.77	33.32	34.55
5/1/2027	42.76	53.62	34.05	34.98
6/1/2027	45.44	57.04	36.16	37.09
7/1/2027	50.49	63.03	40.59	41.32
8/1/2027	49.34	61.73	39.45	40.17
9/1/2027	43.80	54.92	35.13	35.87
10/1/2027	41.27	52.06	32.63	33.72
11/1/2027	42.25	53.20	33.48	34.46
12/1/2027	43.41	54.31	34.69	36.00
1/1/2028	52.43	64.17	42.78	44.57

Attachment 3-A

nominal \$/MWh

	Base	Aggressive Env. Reg.	Challenged Economy	Booming Econ/ Abundant Nat. Gas
2/1/2028	50.96	62.32	41.79	43.38
3/1/2028	44.49	55.94	35.65	37.24
4/1/2028	42.90	53.98	33.94	35.66
5/1/2028	44.57	56.41	35.26	36.44
6/1/2028	47.20	60.00	37.28	38.50
7/1/2028	52.25	66.31	41.69	42.73
8/1/2028	51.52	65.40	40.83	41.76
9/1/2028	45.17	57.19	35.86	37.12
10/1/2028	42.74	54.32	33.59	35.00
11/1/2028	43.71	55.48	34.38	35.70
12/1/2028	44.69	56.66	35.52	37.07
1/1/2029	54.03	66.85	43.89	46.26
2/1/2029	52.40	64.79	42.59	44.84
3/1/2029	45.82	58.27	36.24	38.33
4/1/2029	44.32	56.25	34.74	36.77
5/1/2029	45.69	58.64	35.82	37.56
6/1/2029	48.65	62.76	38.11	39.78
7/1/2029	54.25	69.81	42.84	44.47
8/1/2029	53.21	68.69	41.70	43.46
9/1/2029	46.91	60.30	36.85	38.35
10/1/2029	44.76	57.42	34.93	36.51
11/1/2029	45.59	58.29	35.46	37.04
12/1/2029	46.23	59.22	36.33	38.24
1/1/2030	55.34	69.90	44.53	47.96
2/1/2030	53.88	67.87	43.35	46.48
3/1/2030	46.93	60.66	36.74	39.37
4/1/2030	45.46	58.62	35.37	37.88
5/1/2030	47.11	61.03	36.50	38.71
6/1/2030	50.12	65.55	38.84	41.08
7/1/2030	56.14	73.15	43.92	46.18
8/1/2030	54.80	71.64	42.53	45.05
9/1/2030	48.50	62.94	37.75	39.83
10/1/2030	45.78	59.65	35.30	37.61
11/1/2030	46.75	60.51	36.01	38.03
12/1/2030	47.76	61.97	37.19	39.58
1/1/2031	56.57	72.23	44.66	50.02
2/1/2031	55.07	70.00	43.64	48.46
3/1/2031	48.73	63.49	37.52	41.38
4/1/2031	47.46	61.57	36.36	39.93
5/1/2031	48.92	63.90	37.36	40.57
6/1/2031	52.20	68.83	39.79	43.34
7/1/2031	58.44	76.88	44.93	48.66
8/1/2031	56.78	75.12	43.40	47.14
9/1/2031	50.35	65.93	38.61	41.92
10/1/2031	47.55	62.40	36.14	39.33
11/1/2031	48.50	63.28	36.78	39.66
12/1/2031	49.63	64.93	37.94	41.54
1/1/2032	57.75	74.89	44.97	51.33
2/1/2032	56.17	72.24	43.84	49.48
3/1/2032	50.28	66.36	38.21	42.59
4/1/2032	48.48	64.01	36.65	40.85
5/1/2032	50.47	66.71	37.97	41.98
6/1/2032	54.33	72.43	40.92	45.24
7/1/2032	60.49	80.60	45.89	50.32
8/1/2032	59.21	79.09	44.68	49.12
9/1/2032	52.06	68.92	39.45	43.39
10/1/2032	49.04	65.17	36.76	40.64
11/1/2032	50.31	66.35	37.60	41.31
12/1/2032	51.47	68.11	38.90	43.10
1/1/2033	59.53	78.05	45.75	53.55
2/1/2033	58.05	75.75	44.81	51.65

Attachment 3-A

nominal \$/MWh

	Base	Aggressive Env. Reg.	Challenged Economy	Booming Econ/ Abundant Nat. Gas
3/1/2033	52.11	69.57	39.12	44.29
4/1/2033	50.55	67.17	37.68	42.76
5/1/2033	52.56	70.11	39.07	43.87
6/1/2033	56.33	75.99	42.00	47.44
7/1/2033	62.42	84.14	46.73	52.37
8/1/2033	61.75	83.38	46.07	51.59
9/1/2033	53.82	72.05	40.32	45.39
10/1/2033	50.49	67.72	37.41	42.37
11/1/2033	52.01	69.50	38.43	43.09
12/1/2033	53.28	71.26	39.64	44.85
1/1/2034	60.29	80.40	46.36	54.03
2/1/2034	58.80	78.18	45.30	52.18
3/1/2034	53.56	72.48	39.93	44.95
4/1/2034	51.60	69.88	38.31	43.15
5/1/2034	53.93	73.07	39.82	44.80
6/1/2034	57.65	79.15	42.77	48.69
7/1/2034	63.87	87.52	47.53	53.81
8/1/2034	63.31	86.98	46.98	53.00
9/1/2034	54.84	74.87	40.84	46.54
10/1/2034	51.89	70.75	38.19	43.28
11/1/2034	53.25	72.24	39.08	43.91
12/1/2034	54.54	74.04	40.28	45.75
1/1/2035	62.44	84.64	47.48	56.45
2/1/2035	60.54	82.02	45.95	54.39
3/1/2035	55.24	75.85	40.45	46.79
4/1/2035	53.42	73.40	39.03	45.13
5/1/2035	55.65	76.65	40.53	47.00
6/1/2035	59.63	83.16	43.54	50.85
7/1/2035	66.09	91.96	48.50	56.32
8/1/2035	65.16	91.21	47.78	55.55
9/1/2035	57.40	79.50	41.93	48.64
10/1/2035	54.16	74.94	39.37	45.49
11/1/2035	55.31	76.08	40.04	46.00
12/1/2035	56.45	77.72	41.08	47.81
1/1/2036	64.36	88.10	48.42	58.32
2/1/2036	62.50	85.55	47.11	56.27
3/1/2036	57.08	79.24	41.25	48.09
4/1/2036	55.28	76.58	39.81	46.39
5/1/2036	57.35	79.78	41.39	48.43
6/1/2036	61.69	87.09	44.57	52.80
7/1/2036	68.72	96.62	49.94	58.83
8/1/2036	67.55	95.41	48.82	57.56
9/1/2036	59.25	82.97	42.87	50.51
10/1/2036	55.86	78.15	40.19	47.01
11/1/2036	57.06	79.24	40.77	47.57
12/1/2036	58.61	81.59	42.24	49.46
1/1/2037	65.70	91.85	48.99	59.71
2/1/2037	63.91	89.15	47.69	57.53
3/1/2037	59.08	83.13	42.27	49.59
4/1/2037	57.23	80.56	41.02	47.52
5/1/2037	59.22	83.55	42.36	49.72
6/1/2037	63.40	90.96	45.53	54.73
7/1/2037	70.71	101.23	51.01	60.75
8/1/2037	69.34	99.74	49.81	59.60
9/1/2037	60.80	86.56	43.69	52.17
10/1/2037	57.54	81.64	40.79	48.23
11/1/2037	58.69	82.92	41.51	48.83
12/1/2037	60.36	85.37	43.06	50.80
1/1/2038	67.26	94.03	49.63	60.86
2/1/2038	65.58	91.51	48.47	58.51
3/1/2038	60.80	85.63	43.12	50.84

Attachment 3-A

nominal \$/MWh

	Base	Aggressive Env. Reg.	Challenged Economy	Booming Econ/ Abundant Nat. Gas
4/1/2038	58.52	82.65	41.47	48.77
5/1/2038	60.41	85.77	42.78	50.86
6/1/2038	64.82	93.27	46.27	55.88
7/1/2038	72.12	103.46	51.75	61.86
8/1/2038	71.00	102.33	50.80	61.09
9/1/2038	62.25	88.59	44.36	53.33
10/1/2038	58.92	83.81	41.44	49.28
11/1/2038	60.46	85.46	42.38	50.13
12/1/2038	62.00	87.92	43.88	52.06

Attachment 3-A

2017 \$/MWh

	Base	Aggressive Env. Reg.	Challenged Economy	Booming Econ/ Abundant Nat. Gas
1/1/2018	31.86	31.86	31.86	31.86
2/1/2018	31.61	31.61	31.61	31.61
3/1/2018	27.40	27.39	27.39	27.40
4/1/2018	26.72	26.71	26.71	26.72
5/1/2018	26.50	26.52	26.52	26.50
6/1/2018	26.99	26.98	26.98	26.99
7/1/2018	30.26	30.27	30.27	30.26
8/1/2018	28.74	28.75	28.75	28.74
9/1/2018	26.09	26.10	26.10	26.09
10/1/2018	25.82	25.82	25.82	25.82
11/1/2018	26.17	26.18	26.18	26.17
12/1/2018	26.82	26.82	26.82	26.82
1/1/2019	31.67	32.70	31.66	31.17
2/1/2019	31.35	32.25	31.34	30.97
3/1/2019	26.46	27.10	26.42	25.91
4/1/2019	26.01	26.66	26.00	25.59
5/1/2019	25.80	26.55	25.79	25.43
6/1/2019	26.09	26.87	26.08	25.71
7/1/2019	29.59	30.38	29.58	29.20
8/1/2019	27.95	28.82	27.93	27.58
9/1/2019	25.59	26.48	25.58	25.21
10/1/2019	24.85	25.73	24.83	24.51
11/1/2019	25.04	25.92	25.05	24.68
12/1/2019	25.92	26.61	25.89	25.48
1/1/2020	33.13	35.36	33.14	31.19
2/1/2020	32.19	34.08	32.20	30.46
3/1/2020	27.01	28.44	27.01	25.64
4/1/2020	26.38	27.60	26.38	25.05
5/1/2020	26.40	28.15	26.41	24.92
6/1/2020	27.20	29.06	27.19	25.63
7/1/2020	30.48	32.64	30.49	28.85
8/1/2020	28.84	30.96	28.89	27.23
9/1/2020	26.74	28.66	26.73	25.11
10/1/2020	25.65	27.35	25.64	24.15
11/1/2020	26.00	27.73	26.00	24.47
12/1/2020	26.72	28.31	26.72	25.31
1/1/2021	34.97	36.15	34.95	30.90
2/1/2021	33.99	34.90	33.92	30.38
3/1/2021	28.48	29.46	28.44	25.63
4/1/2021	27.34	28.29	27.31	24.73
5/1/2021	27.80	28.92	27.76	24.64
6/1/2021	28.87	30.06	28.78	25.44
7/1/2021	32.27	33.71	32.17	28.53
8/1/2021	30.92	32.33	30.88	27.21
9/1/2021	28.50	29.64	28.43	25.04
10/1/2021	27.09	28.12	27.03	23.81
11/1/2021	27.78	28.92	27.72	24.51
12/1/2021	28.12	29.26	28.06	25.11
1/1/2022	35.56	36.02	34.66	30.60
2/1/2022	34.38	34.75	33.71	29.99
3/1/2022	29.09	29.60	28.40	25.35
4/1/2022	28.12	28.65	27.46	24.60
5/1/2022	28.90	29.39	28.08	24.73
6/1/2022	29.93	30.46	29.03	25.48
7/1/2022	33.31	33.99	32.25	28.26
8/1/2022	32.38	33.00	31.32	27.40
9/1/2022	29.29	29.74	28.41	24.78
10/1/2022	27.63	28.08	26.96	23.59
11/1/2022	28.43	28.93	27.62	24.21
12/1/2022	28.97	29.54	28.15	24.99

Attachment 3-A

2017 \$/MWh

	Base	Aggressive Env. Reg.	Challenged Economy	Booming Econ/ Abundant Nat. Gas
1/1/2023	33.70	34.44	32.79	29.40
2/1/2023	32.99	33.56	32.25	28.85
3/1/2023	28.63	29.28	27.79	24.70
4/1/2023	27.75	28.50	26.77	23.94
5/1/2023	28.47	29.18	27.47	24.09
6/1/2023	30.01	30.79	28.94	25.13
7/1/2023	33.45	34.39	32.15	27.94
8/1/2023	32.64	33.58	31.32	27.11
9/1/2023	29.25	29.96	28.24	24.48
10/1/2023	27.71	28.43	26.80	23.53
11/1/2023	28.39	29.16	27.39	23.99
12/1/2023	28.93	29.84	27.94	24.62
1/1/2024	35.21	36.09	34.17	29.96
2/1/2024	34.10	34.85	33.30	29.39
3/1/2024	28.74	29.49	27.89	24.61
4/1/2024	28.09	29.07	27.01	23.80
5/1/2024	28.79	29.75	27.69	24.04
6/1/2024	30.22	31.17	28.94	24.91
7/1/2024	34.24	35.38	32.84	28.31
8/1/2024	32.93	34.11	31.56	27.08
9/1/2024	29.52	30.37	28.42	24.45
10/1/2024	27.76	28.78	26.71	23.31
11/1/2024	28.46	29.32	27.21	23.71
12/1/2024	29.15	30.18	28.00	24.48
1/1/2025	34.28	35.36	33.23	29.32
2/1/2025	33.24	34.12	32.49	28.72
3/1/2025	28.83	29.83	27.74	24.32
4/1/2025	28.29	29.44	26.96	23.66
5/1/2025	28.77	29.90	27.52	23.73
6/1/2025	30.42	31.57	29.04	24.86
7/1/2025	34.43	35.82	32.82	28.14
8/1/2025	32.95	34.46	31.35	26.82
9/1/2025	29.66	30.72	28.53	24.36
10/1/2025	27.97	29.17	26.77	23.21
11/1/2025	28.57	29.75	27.21	23.49
12/1/2025	29.38	30.69	28.01	24.37
1/1/2026	41.12	49.73	34.17	35.06
2/1/2026	39.88	48.34	33.19	34.13
3/1/2026	34.28	42.39	28.01	28.98
4/1/2026	33.10	41.20	26.92	27.96
5/1/2026	34.24	42.84	27.66	28.29
6/1/2026	36.25	45.32	29.26	29.91
7/1/2026	40.42	50.13	33.01	33.37
8/1/2026	39.25	48.80	31.78	32.30
9/1/2026	35.21	43.86	28.63	29.07
10/1/2026	33.39	41.95	26.87	27.59
11/1/2026	33.91	42.53	27.27	27.92
12/1/2026	34.75	43.35	28.13	29.20
1/1/2027	41.27	50.07	33.94	34.98
2/1/2027	40.20	48.77	32.98	34.12
3/1/2027	34.87	43.29	28.12	29.17
4/1/2027	33.73	42.06	27.07	28.06
5/1/2027	34.74	43.56	27.66	28.41
6/1/2027	36.92	46.34	29.37	30.13
7/1/2027	41.02	51.20	32.97	33.57
8/1/2027	40.08	50.14	32.04	32.63
9/1/2027	35.58	44.61	28.53	29.14
10/1/2027	33.53	42.29	26.51	27.39
11/1/2027	34.32	43.22	27.20	28.00
12/1/2027	35.26	44.12	28.18	29.24
1/1/2028	41.72	51.05	34.04	35.46

Attachment 3-A

2017 \$/MWh

	Base	Aggressive Env. Reg.	Challenged Economy	Booming Econ/ Abundant Nat. Gas
2/1/2028	40.54	49.58	33.25	34.52
3/1/2028	35.40	44.51	28.37	29.63
4/1/2028	34.14	42.95	27.01	28.37
5/1/2028	35.46	44.88	28.05	29.00
6/1/2028	37.56	47.74	29.66	30.64
7/1/2028	41.57	52.76	33.17	34.00
8/1/2028	40.99	52.03	32.48	33.23
9/1/2028	35.94	45.50	28.53	29.54
10/1/2028	34.00	43.22	26.73	27.85
11/1/2028	34.77	44.15	27.35	28.40
12/1/2028	35.55	45.08	28.26	29.50
1/1/2029	42.11	52.10	34.21	36.05
2/1/2029	40.84	50.49	33.19	34.94
3/1/2029	35.70	45.41	28.24	29.87
4/1/2029	34.54	43.84	27.07	28.65
5/1/2029	35.61	45.70	27.92	29.27
6/1/2029	37.91	48.91	29.70	31.00
7/1/2029	42.27	54.40	33.39	34.65
8/1/2029	41.47	53.53	32.50	33.87
9/1/2029	36.55	46.99	28.71	29.88
10/1/2029	34.88	44.75	27.22	28.45
11/1/2029	35.53	45.42	27.63	28.86
12/1/2029	36.03	46.15	28.31	29.80
1/1/2030	42.24	53.35	33.99	36.60
2/1/2030	41.12	51.80	33.08	35.48
3/1/2030	35.82	46.30	28.04	30.05
4/1/2030	34.70	44.74	26.99	28.91
5/1/2030	35.96	46.58	27.85	29.54
6/1/2030	38.26	50.03	29.64	31.35
7/1/2030	42.85	55.83	33.53	35.25
8/1/2030	41.83	54.68	32.46	34.38
9/1/2030	37.02	48.04	28.81	30.40
10/1/2030	34.94	45.53	26.94	28.71
11/1/2030	35.68	46.18	27.48	29.03
12/1/2030	36.45	47.30	28.38	30.21
1/1/2031	42.29	54.00	33.38	37.39
2/1/2031	41.17	52.33	32.62	36.22
3/1/2031	36.43	47.46	28.05	30.93
4/1/2031	35.48	46.03	27.18	29.85
5/1/2031	36.57	47.76	27.92	30.33
6/1/2031	39.02	51.45	29.74	32.40
7/1/2031	43.69	57.47	33.59	36.38
8/1/2031	42.44	56.16	32.44	35.24
9/1/2031	37.64	49.29	28.86	31.34
10/1/2031	35.55	46.65	27.02	29.40
11/1/2031	36.25	47.30	27.49	29.64
12/1/2031	37.10	48.54	28.36	31.06
1/1/2032	42.28	54.83	32.92	37.59
2/1/2032	41.13	52.89	32.10	36.23
3/1/2032	36.81	48.59	27.98	31.18
4/1/2032	35.50	46.86	26.84	29.91
5/1/2032	36.95	48.84	27.80	30.73
6/1/2032	39.78	53.03	29.96	33.12
7/1/2032	44.29	59.01	33.60	36.85
8/1/2032	43.35	57.91	32.72	35.96
9/1/2032	38.12	50.46	28.88	31.77
10/1/2032	35.91	47.71	26.91	29.76
11/1/2032	36.84	48.58	27.53	30.25
12/1/2032	37.69	49.87	28.48	31.55
1/1/2033	42.69	55.97	32.81	38.40
2/1/2033	41.63	54.32	32.13	37.04

Attachment 3-A

2017 \$/MWh

	Base	Aggressive Env. Reg.	Challenged Economy	Booming Econ/ Abundant Nat. Gas
3/1/2033	37.37	49.89	28.05	31.76
4/1/2033	36.25	48.17	27.02	30.67
5/1/2033	37.69	50.27	28.02	31.46
6/1/2033	40.40	54.50	30.12	34.02
7/1/2033	44.77	60.34	33.51	37.56
8/1/2033	44.28	59.80	33.04	37.00
9/1/2033	38.60	51.67	28.92	32.55
10/1/2033	36.21	48.57	26.83	30.38
11/1/2033	37.30	49.84	27.56	30.90
12/1/2033	38.21	51.10	28.43	32.16
1/1/2034	42.34	56.47	32.56	37.95
2/1/2034	41.30	54.91	31.82	36.65
3/1/2034	37.62	50.91	28.05	31.57
4/1/2034	36.24	49.08	26.91	30.31
5/1/2034	37.88	51.32	27.97	31.47
6/1/2034	40.49	55.59	30.04	34.20
7/1/2034	44.86	61.47	33.39	37.79
8/1/2034	44.47	61.09	33.00	37.22
9/1/2034	38.52	52.58	28.69	32.69
10/1/2034	36.45	49.69	26.83	30.40
11/1/2034	37.40	50.74	27.45	30.84
12/1/2034	38.31	52.00	28.29	32.13
1/1/2035	42.95	58.23	32.66	38.83
2/1/2035	41.65	56.42	31.61	37.42
3/1/2035	38.00	52.18	27.82	32.19
4/1/2035	36.75	50.49	26.85	31.04
5/1/2035	38.28	52.73	27.88	32.33
6/1/2035	41.02	57.20	29.95	34.98
7/1/2035	45.46	63.26	33.37	38.75
8/1/2035	44.82	62.75	32.87	38.22
9/1/2035	39.48	54.69	28.84	33.46
10/1/2035	37.26	51.55	27.08	31.29
11/1/2035	38.05	52.33	27.54	31.65
12/1/2035	38.83	53.46	28.26	32.89
1/1/2036	43.36	59.36	32.62	39.29
2/1/2036	42.11	57.64	31.74	37.91
3/1/2036	38.46	53.39	27.79	32.40
4/1/2036	37.25	51.60	26.83	31.25
5/1/2036	38.64	53.75	27.89	32.63
6/1/2036	41.56	58.68	30.03	35.58
7/1/2036	46.30	65.10	33.65	39.64
8/1/2036	45.51	64.28	32.90	38.78
9/1/2036	39.92	55.91	28.88	34.03
10/1/2036	37.63	52.66	27.08	31.67
11/1/2036	38.45	53.39	27.47	32.05
12/1/2036	39.49	54.97	28.46	33.33
1/1/2037	43.36	60.61	32.33	39.41
2/1/2037	42.17	58.83	31.47	37.96
3/1/2037	38.99	54.86	27.89	32.72
4/1/2037	37.77	53.16	27.07	31.36
5/1/2037	39.08	55.14	27.96	32.81
6/1/2037	41.84	60.02	30.05	36.12
7/1/2037	46.66	66.80	33.66	40.09
8/1/2037	45.76	65.82	32.87	39.33
9/1/2037	40.12	57.12	28.83	34.43
10/1/2037	37.97	53.88	26.92	31.83
11/1/2037	38.73	54.72	27.39	32.22
12/1/2037	39.84	56.34	28.41	33.52
1/1/2038	43.47	60.78	32.08	39.33
2/1/2038	42.39	59.15	31.33	37.82
3/1/2038	39.30	55.34	27.87	32.86

Attachment 3-A

2017 \$/MWh

	Base	Aggressive Env. Reg.	Challenged Economy	Booming Econ/ Abundant Nat. Gas
4/1/2038	37.82	53.42	26.80	31.52
5/1/2038	39.04	55.43	27.65	32.87
6/1/2038	41.89	60.28	29.91	36.12
7/1/2038	46.61	66.87	33.45	39.99
8/1/2038	45.89	66.14	32.84	39.48
9/1/2038	40.24	57.26	28.67	34.47
10/1/2038	38.08	54.17	26.79	31.85
11/1/2038	39.08	55.23	27.39	32.40
12/1/2038	40.07	56.82	28.36	33.65

Attachment 3-A

Stochastic Input Distribution - MISO Zone 6 Power Price - Around the Clock (ATC)

Note that 500 individual paths with hourly granularity were developed. This summarizes the distribution on a monthly basis

nominal \$/MWh

	Average	1st %	5th %	25th %	50th %	75th %	95th %	99th %
1/1/2018	32.53	32.53	32.53	32.53	32.53	32.53	32.53	32.53
2/1/2018	32.28	32.28	32.28	32.28	32.28	32.28	32.28	32.28
3/1/2018	27.89	15.96	18.29	23.39	27.28	31.68	39.69	47.35
4/1/2018	26.98	14.03	17.04	22.28	26.52	30.86	39.20	44.74
5/1/2018	27.46	14.61	16.81	22.71	26.88	31.55	40.27	45.71
6/1/2018	30.03	15.86	18.93	24.46	28.54	34.77	44.81	53.65
7/1/2018	29.32	15.50	18.66	23.64	28.02	34.48	44.18	53.37
8/1/2018	27.42	14.36	17.41	22.24	26.98	31.30	40.64	47.19
9/1/2018	26.80	14.92	17.11	21.40	25.88	30.85	40.10	48.72
10/1/2018	26.81	14.37	17.18	22.07	26.01	30.54	39.23	48.02
11/1/2018	27.18	13.53	16.47	21.48	25.93	31.78	42.71	49.16
12/1/2018	32.41	16.71	20.75	26.54	30.98	36.98	47.76	60.07
1/1/2019	33.11	17.40	19.92	26.52	31.99	38.50	49.84	60.79
2/1/2019	29.25	16.39	18.27	23.31	27.58	34.63	43.45	51.53
3/1/2019	28.07	14.24	17.89	22.73	26.83	32.68	41.56	47.80
4/1/2019	27.40	14.91	17.18	21.95	26.46	31.83	41.31	48.25
5/1/2019	27.64	13.64	16.81	22.40	26.82	31.65	42.74	49.45
6/1/2019	30.34	15.56	18.86	24.11	28.93	35.42	46.76	54.04
7/1/2019	31.15	16.11	19.36	24.98	29.61	36.11	47.58	58.34
8/1/2019	28.26	14.95	17.42	22.41	27.17	32.95	42.82	50.89
9/1/2019	26.52	14.34	17.10	21.51	25.41	30.71	39.59	46.18
10/1/2019	26.35	12.75	16.69	21.10	25.64	30.23	39.81	48.53
11/1/2019	27.10	15.14	17.30	21.68	25.91	31.59	40.57	46.03
12/1/2019	33.42	16.72	20.71	26.96	32.25	38.80	48.96	55.77
1/1/2020	35.09	18.97	23.44	28.34	33.42	40.31	51.67	62.97
2/1/2020	30.52	16.05	18.90	24.05	29.75	35.19	45.15	55.41
3/1/2020	28.81	13.99	17.85	23.04	27.19	33.92	44.19	52.36
4/1/2020	28.05	13.95	17.64	22.79	27.22	32.66	41.61	48.19
5/1/2020	29.35	15.40	18.51	23.96	28.66	33.34	43.46	51.10
6/1/2020	32.93	16.88	19.93	26.09	31.42	38.93	50.41	60.25
7/1/2020	31.82	16.94	19.85	25.90	31.11	36.65	45.98	51.16
8/1/2020	30.32	16.53	19.18	23.99	29.06	35.00	46.79	56.06
9/1/2020	28.06	15.49	18.30	22.71	26.49	32.60	40.99	51.04
10/1/2020	28.12	14.93	17.59	22.54	26.87	33.15	42.27	48.39
11/1/2020	28.86	14.97	18.25	23.02	27.90	33.51	43.75	50.79
12/1/2020	36.23	18.58	22.86	29.37	34.69	42.29	54.16	62.70
1/1/2021	36.93	20.30	22.92	30.15	35.53	42.26	54.35	64.81
2/1/2021	32.66	18.08	21.10	26.75	31.18	37.56	49.22	57.90
3/1/2021	30.57	15.68	18.96	24.95	29.73	35.13	44.74	50.44
4/1/2021	30.86	15.44	18.87	24.62	29.35	35.35	45.49	57.61
5/1/2021	31.95	16.52	19.63	25.87	30.81	36.94	47.11	57.89
6/1/2021	34.87	16.44	21.51	27.65	34.04	40.91	52.44	60.73
7/1/2021	35.09	18.02	21.49	28.33	34.22	40.32	50.49	59.80
8/1/2021	33.02	18.49	20.79	26.58	31.80	37.99	48.44	56.79
9/1/2021	30.16	16.36	19.09	24.45	28.87	34.71	45.96	53.59
10/1/2021	30.50	16.30	19.40	25.43	29.49	35.00	44.12	50.88
11/1/2021	30.96	15.29	18.66	24.85	29.74	36.12	47.00	54.42

Attachment 3-A

nominal \$/MWh

	Average	1st %	5th %	25th %	50th %	75th %	95th %	99th %
12/1/2021	37.18	19.96	23.63	29.73	35.64	42.97	55.49	66.22
1/1/2022	38.41	20.30	24.25	30.45	37.07	44.42	57.44	68.71
2/1/2022	34.06	18.49	20.89	26.85	33.26	39.44	51.93	62.85
3/1/2022	31.67	16.43	20.51	25.66	30.92	36.07	47.48	52.94
4/1/2022	31.05	15.90	19.36	25.12	29.96	35.86	46.87	54.68
5/1/2022	33.11	18.89	20.88	26.39	31.96	39.02	49.15	56.27
6/1/2022	36.64	18.30	22.03	29.67	35.13	42.80	55.58	63.47
7/1/2022	36.69	19.77	22.61	29.86	35.60	41.83	53.23	66.85
8/1/2022	33.59	17.95	20.78	26.45	31.90	38.63	52.57	62.33
9/1/2022	31.77	17.97	20.26	25.77	29.76	36.98	49.32	56.67
10/1/2022	30.89	16.90	20.34	25.46	29.78	35.39	45.51	53.57
11/1/2022	32.21	16.55	20.27	26.02	31.22	37.86	47.48	54.60
12/1/2022	37.25	20.96	23.61	29.81	35.65	43.13	55.98	66.07
1/1/2023	38.19	20.70	23.69	30.72	36.94	43.94	57.05	67.40
2/1/2023	34.86	19.20	21.80	27.76	33.68	40.11	52.30	61.15
3/1/2023	31.87	17.25	20.27	25.74	31.26	36.63	46.22	53.24
4/1/2023	32.14	16.90	20.44	25.99	31.19	37.22	47.21	54.26
5/1/2023	33.95	18.15	21.63	27.95	32.77	38.60	50.85	59.24
6/1/2023	37.21	18.69	23.42	29.87	35.63	42.98	56.09	65.50
7/1/2023	37.47	19.58	22.23	29.91	36.36	42.90	57.17	68.49
8/1/2023	34.31	18.59	21.51	28.06	33.65	39.71	48.37	56.92
9/1/2023	31.91	17.46	19.94	25.51	30.75	36.77	47.56	57.54
10/1/2023	32.40	17.27	20.36	26.63	31.02	37.74	47.78	59.15
11/1/2023	33.05	18.78	21.16	26.74	31.45	38.28	48.66	64.60
12/1/2023	39.16	20.57	25.51	31.92	37.98	45.15	56.89	65.72
1/1/2024	39.74	20.35	25.37	31.72	38.26	46.28	59.41	70.07
2/1/2024	35.61	18.35	21.51	28.91	34.13	40.96	53.15	62.96
3/1/2024	33.43	16.59	20.95	27.28	32.28	38.18	48.81	61.03
4/1/2024	33.25	17.50	20.61	26.83	31.99	38.62	50.23	59.44
5/1/2024	34.44	18.48	21.32	28.04	33.34	39.67	50.82	58.38
6/1/2024	39.40	20.50	24.63	31.35	38.00	45.97	57.88	73.60
7/1/2024	39.39	20.78	23.73	31.68	37.44	45.92	59.55	69.28
8/1/2024	35.51	18.13	21.78	28.86	34.56	41.26	52.66	60.65
9/1/2024	33.13	17.56	20.83	26.14	31.89	38.02	51.01	61.21
10/1/2024	33.44	18.69	20.67	26.63	31.72	38.80	51.42	61.52
11/1/2024	33.45	17.41	20.15	26.89	32.01	38.74	51.60	64.25
12/1/2024	38.81	19.69	24.15	31.81	37.32	44.45	59.64	66.93
1/1/2025	39.95	20.72	25.35	31.96	38.75	46.52	58.37	69.83
2/1/2025	35.54	17.61	21.95	28.32	34.01	41.78	52.58	61.03
3/1/2025	34.38	18.87	21.62	27.75	33.38	39.94	49.97	59.00
4/1/2025	34.61	18.43	21.77	27.77	33.06	40.43	52.25	60.54
5/1/2025	35.67	20.49	22.64	29.33	34.86	40.28	53.18	61.89
6/1/2025	39.32	21.19	24.98	31.82	38.02	44.26	60.63	71.00
7/1/2025	40.06	21.65	25.27	31.53	38.61	46.46	61.57	71.04
8/1/2025	36.69	18.56	22.54	29.74	35.67	41.87	55.42	71.06
9/1/2025	34.69	18.70	20.71	27.77	33.15	39.53	53.16	65.54
10/1/2025	34.63	16.75	21.05	27.61	33.27	39.85	53.38	65.77
11/1/2025	34.69	18.01	21.69	28.25	33.44	39.99	51.52	63.28
12/1/2025	47.13	23.44	27.33	37.28	45.43	55.02	72.87	85.46
1/1/2026	49.31	23.20	28.57	38.63	48.11	58.46	74.54	84.77
2/1/2026	43.87	21.95	26.55	35.14	41.99	50.40	67.47	87.02
3/1/2026	40.69	20.02	23.17	32.42	38.90	48.06	61.32	74.12
4/1/2026	41.64	18.50	24.11	31.96	40.20	49.65	63.33	73.84
5/1/2026	43.80	22.10	25.79	33.87	41.93	50.68	71.21	85.04

Attachment 3-A

nominal \$/MWh

	Average	1st %	5th %	25th %	50th %	75th %	95th %	99th %
6/1/2026	48.69	23.57	28.35	37.44	47.54	56.97	77.61	92.19
7/1/2026	48.84	22.31	27.86	38.05	46.83	57.43	74.67	88.53
8/1/2026	44.36	22.00	25.50	34.71	43.03	51.71	68.92	80.08
9/1/2026	41.49	19.23	24.39	32.47	38.68	48.40	65.74	82.63
10/1/2026	41.77	21.52	23.85	32.07	39.63	49.21	66.15	81.90
11/1/2026	42.10	20.56	24.60	32.90	39.89	48.71	68.02	81.45
12/1/2026	49.13	24.94	28.44	38.69	46.78	58.10	75.98	96.37
1/1/2027	51.01	24.69	30.29	39.11	48.53	60.20	78.74	99.86
2/1/2027	44.74	21.80	27.77	34.99	42.04	53.22	69.32	78.77
3/1/2027	42.89	18.83	24.14	33.16	42.14	50.02	67.53	77.87
4/1/2027	43.66	20.37	25.04	33.79	41.23	50.78	67.89	79.77
5/1/2027	46.10	22.24	27.18	35.49	43.77	54.59	73.11	86.53
6/1/2027	50.47	25.25	29.11	39.51	48.57	59.64	80.43	92.30
7/1/2027	50.69	25.48	29.64	39.84	48.30	58.80	81.75	95.90
8/1/2027	46.06	21.91	25.65	35.62	44.50	54.32	71.11	86.74
9/1/2027	42.64	20.48	25.90	33.16	40.84	49.73	66.28	82.16
10/1/2027	43.02	22.20	25.71	33.63	41.44	50.40	65.83	82.27
11/1/2027	44.28	22.24	26.08	35.09	42.28	51.60	69.29	86.87
12/1/2027	51.08	23.87	28.90	39.19	47.92	60.09	80.76	104.76
1/1/2028	52.35	25.03	30.54	41.71	50.35	60.81	82.98	98.70
2/1/2028	47.13	22.60	27.61	37.52	45.04	54.59	71.09	91.80
3/1/2028	43.87	20.22	25.16	34.34	42.09	52.33	69.20	77.96
4/1/2028	44.43	20.87	24.98	34.21	41.27	52.72	69.06	89.36
5/1/2028	48.58	20.97	27.36	36.67	47.54	57.23	77.34	98.96
6/1/2028	53.28	23.00	29.52	40.14	50.18	63.54	86.18	95.51
7/1/2028	52.92	25.21	29.69	41.11	50.32	61.02	85.40	118.14
8/1/2028	47.27	24.31	28.18	36.76	44.61	55.06	74.99	90.22
9/1/2028	44.25	21.30	25.18	34.36	42.76	52.28	70.12	80.29
10/1/2028	44.33	20.50	24.81	34.19	42.82	51.63	68.53	89.06
11/1/2028	46.40	21.81	26.68	35.92	43.97	54.30	72.68	94.59
12/1/2028	52.45	25.99	31.10	39.95	49.70	61.51	84.39	103.28
1/1/2029	53.40	25.83	32.10	41.14	51.36	63.11	83.72	98.55
2/1/2029	47.88	21.13	27.72	36.89	45.95	56.02	72.75	93.32
3/1/2029	45.45	21.98	27.06	36.14	42.76	52.73	71.77	84.90
4/1/2029	45.84	21.25	25.17	35.60	44.16	53.74	71.16	90.98
5/1/2029	50.44	24.11	27.92	37.43	47.85	58.91	83.15	109.29
6/1/2029	54.89	24.64	30.15	42.62	52.25	65.09	86.02	109.04
7/1/2029	55.83	25.90	31.52	42.78	51.56	65.24	93.06	113.20
8/1/2029	50.77	21.48	28.58	38.62	48.22	59.75	83.75	103.33
9/1/2029	48.10	21.37	25.94	35.70	45.10	57.30	83.05	96.94
10/1/2029	47.55	21.84	26.28	35.99	45.73	56.17	78.11	100.57
11/1/2029	47.15	22.39	25.55	36.76	44.68	55.71	73.31	84.96
12/1/2029	53.61	23.86	30.24	40.63	51.37	63.48	84.04	96.44
1/1/2030	55.80	27.86	32.49	42.99	53.85	65.34	84.88	105.78
2/1/2030	50.81	22.59	28.36	38.87	48.33	59.76	83.95	100.01
3/1/2030	46.96	22.24	26.10	36.41	45.08	54.58	74.85	93.46
4/1/2030	46.84	20.57	25.34	35.49	43.93	55.42	75.74	92.33
5/1/2030	50.46	23.63	29.54	38.85	48.48	58.49	80.17	102.73
6/1/2030	57.64	27.79	33.33	44.42	54.49	66.21	93.72	121.41
7/1/2030	56.67	26.69	30.93	43.08	53.62	66.68	93.57	112.87
8/1/2030	52.53	24.05	29.41	40.42	48.98	61.80	85.78	99.93
9/1/2030	48.48	24.14	28.16	36.75	46.51	56.51	77.56	98.38
10/1/2030	47.49	23.00	27.23	36.15	44.43	56.67	76.39	92.94
11/1/2030	48.44	21.71	26.31	36.09	45.80	57.44	82.60	98.52

Attachment 3-A

nominal \$/MWh

	Average	1st %	5th %	25th %	50th %	75th %	95th %	99th %
12/1/2030	55.30	25.50	30.40	42.17	52.17	65.40	87.87	107.43
1/1/2031	56.39	26.29	34.03	43.55	54.23	66.33	88.12	106.42
2/1/2031	51.71	24.03	30.11	40.06	49.20	61.68	78.80	99.53
3/1/2031	48.64	22.72	27.45	37.98	46.65	56.56	75.04	97.96
4/1/2031	50.62	22.06	27.54	38.54	48.69	59.42	84.80	100.56
5/1/2031	53.07	25.41	30.12	40.77	50.18	62.23	87.99	105.54
6/1/2031	59.28	25.33	32.54	44.66	54.21	69.47	100.66	122.86
7/1/2031	58.79	27.20	34.89	44.33	55.27	68.02	93.40	116.30
8/1/2031	52.87	24.89	30.07	40.08	49.95	63.24	82.60	114.63
9/1/2031	49.50	22.88	28.24	37.00	46.99	59.65	79.14	101.63
10/1/2031	49.87	22.88	27.34	38.57	47.15	58.85	80.89	96.33
11/1/2031	50.84	22.15	27.94	38.14	47.89	60.31	83.33	103.63
12/1/2031	56.67	27.76	32.12	43.08	53.20	67.58	91.82	114.04
1/1/2032	58.03	27.52	33.13	44.50	55.67	68.81	93.85	115.57
2/1/2032	53.65	22.48	27.70	40.92	50.64	62.22	87.04	123.65
3/1/2032	51.24	22.82	27.94	38.15	47.94	60.13	86.65	100.69
4/1/2032	51.12	24.80	28.83	38.47	48.86	60.01	83.74	101.03
5/1/2032	54.40	26.15	30.71	41.10	51.51	63.89	89.37	118.34
6/1/2032	59.80	30.57	34.07	45.24	56.09	70.80	100.60	122.68
7/1/2032	62.47	29.74	36.08	46.31	59.05	74.44	102.18	119.60
8/1/2032	56.02	27.48	32.54	43.05	52.10	66.27	88.74	103.64
9/1/2032	50.91	25.03	29.08	38.80	47.83	59.44	83.26	104.27
10/1/2032	51.79	23.90	29.98	38.58	48.24	61.40	85.83	101.49
11/1/2032	51.11	23.68	29.29	39.26	48.92	60.33	81.36	95.86
12/1/2032	60.66	28.65	34.36	45.87	58.10	72.68	97.78	114.44
1/1/2033	59.36	28.20	33.27	45.54	55.91	69.62	95.02	117.44
2/1/2033	55.35	25.54	29.68	42.16	52.19	64.73	91.10	114.77
3/1/2033	53.41	22.32	29.37	40.51	50.14	63.66	84.82	114.15
4/1/2033	53.51	23.45	29.01	40.37	51.21	62.82	88.27	110.59
5/1/2033	57.08	24.62	31.24	43.13	53.43	67.84	93.96	118.55
6/1/2033	63.40	26.79	34.47	46.82	60.81	74.19	105.21	128.64
7/1/2033	64.29	28.87	36.43	48.84	61.50	75.96	101.61	121.61
8/1/2033	58.16	26.05	30.21	42.65	54.70	70.54	95.57	118.61
9/1/2033	53.25	26.51	30.67	39.70	49.54	62.97	87.39	108.70
10/1/2033	53.67	24.95	29.87	40.82	51.33	63.60	85.29	107.20
11/1/2033	54.69	23.61	29.77	40.33	50.94	64.72	95.88	112.25
12/1/2033	60.36	27.43	33.40	46.07	56.97	71.30	95.04	123.15
1/1/2034	61.66	29.28	34.22	46.31	58.69	73.43	103.10	123.14
2/1/2034	57.80	25.22	31.87	42.43	54.24	68.62	97.94	130.38
3/1/2034	52.89	24.56	29.64	39.71	49.94	62.70	87.32	100.63
4/1/2034	53.55	22.53	29.49	41.02	52.05	63.38	85.09	106.41
5/1/2034	58.44	24.07	30.07	44.04	55.73	68.59	97.41	128.08
6/1/2034	63.87	27.90	35.01	48.50	59.74	77.39	105.55	129.33
7/1/2034	65.76	27.99	33.73	48.84	61.67	78.87	111.10	130.19
8/1/2034	59.49	26.00	31.76	42.92	55.22	70.75	99.55	132.98
9/1/2034	55.70	24.71	31.45	41.41	52.34	66.62	89.44	112.72
10/1/2034	54.96	23.90	29.67	41.08	51.45	64.53	89.63	117.57
11/1/2034	57.32	23.56	28.60	42.22	53.85	68.45	97.25	118.11
12/1/2034	63.75	30.19	35.29	48.29	58.54	73.20	109.51	142.26
1/1/2035	62.92	26.49	34.03	47.05	59.88	74.79	105.08	124.15
2/1/2035	57.34	27.49	31.67	42.49	54.57	68.60	96.24	113.02
3/1/2035	55.91	26.58	31.99	42.64	52.06	66.25	90.19	118.34
4/1/2035	57.91	26.52	30.82	43.07	55.48	66.97	95.92	121.20
5/1/2035	62.08	27.72	32.84	46.19	56.99	74.24	100.69	131.37

Attachment 3-A

nominal \$/MWh

	Average	1st %	5th %	25th %	50th %	75th %	95th %	99th %
6/1/2035	65.58	27.47	37.04	48.41	62.26	76.97	109.73	123.21
7/1/2035	67.84	27.66	37.99	49.34	63.21	82.31	111.76	144.01
8/1/2035	62.18	26.60	33.32	45.74	58.73	75.06	103.92	129.43
9/1/2035	57.88	25.62	31.69	42.70	53.49	68.26	98.28	128.02
10/1/2035	57.95	26.20	31.85	42.89	53.50	68.72	98.93	123.64
11/1/2035	58.14	27.61	31.69	42.87	53.81	67.51	97.87	121.11
12/1/2035	63.45	29.15	34.04	49.08	59.93	74.36	103.85	125.30
1/1/2036	66.80	30.20	35.30	49.71	63.29	79.30	112.63	140.99
2/1/2036	60.36	27.25	33.68	45.55	56.79	72.54	101.03	119.46
3/1/2036	58.73	24.86	29.22	42.08	55.23	71.37	100.84	125.97
4/1/2036	56.99	22.51	29.96	43.02	53.26	69.00	94.57	116.01
5/1/2036	63.54	28.98	34.07	46.62	59.02	74.34	109.52	134.42
6/1/2036	70.18	30.31	38.53	53.07	66.25	82.53	118.63	135.30
7/1/2036	70.98	27.99	35.95	52.32	67.93	82.51	121.47	150.68
8/1/2036	64.09	28.13	33.13	48.25	59.54	75.99	112.09	142.97
9/1/2036	59.39	26.65	31.20	43.80	55.58	70.87	101.47	126.03
10/1/2036	58.75	25.99	30.54	42.83	54.76	70.52	105.25	118.12
11/1/2036	60.71	24.49	31.98	45.08	56.51	71.24	98.36	139.93
12/1/2036	66.67	29.72	35.54	49.74	62.13	80.34	109.80	142.16
1/1/2037	68.23	27.62	36.80	51.58	65.04	83.35	109.87	134.95
2/1/2037	64.06	30.22	34.51	47.11	61.25	76.26	105.00	139.70
3/1/2037	59.74	25.43	32.88	44.15	56.07	71.13	96.39	119.66
4/1/2037	62.45	25.11	33.11	45.22	58.27	73.46	109.06	130.53
5/1/2037	64.39	29.44	34.53	47.84	61.15	78.39	104.01	131.18
6/1/2037	72.21	32.71	38.08	52.37	67.50	87.79	121.74	157.21
7/1/2037	72.66	33.24	39.35	54.00	68.36	86.17	123.66	146.62
8/1/2037	64.68	28.21	34.71	47.43	60.92	76.68	106.16	131.02
9/1/2037	59.87	26.39	32.46	43.27	57.20	71.32	99.17	117.23
10/1/2037	60.85	25.17	32.58	46.60	58.12	71.44	102.46	117.94
11/1/2037	62.22	27.99	33.51	45.90	58.26	76.30	99.63	123.20
12/1/2037	69.78	31.67	36.87	51.92	66.33	82.76	115.52	141.06
1/1/2038	68.23	27.62	36.80	51.58	65.04	83.35	109.87	134.95
2/1/2038	64.06	30.22	34.51	47.11	61.25	76.26	105.00	139.70
3/1/2038	59.74	25.43	32.88	44.15	56.07	71.13	96.39	119.66
4/1/2038	62.45	25.11	33.11	45.22	58.27	73.46	109.06	130.53
5/1/2038	64.39	29.44	34.53	47.84	61.15	78.39	104.01	131.18
6/1/2038	72.21	32.71	38.08	52.37	67.50	87.79	121.74	157.21
7/1/2038	72.66	33.24	39.35	54.00	68.36	86.17	123.66	146.62
8/1/2038	64.68	28.21	34.71	47.43	60.92	76.68	106.16	131.02
9/1/2038	59.87	26.39	32.46	43.27	57.20	71.32	99.17	117.23
10/1/2038	60.85	25.17	32.58	46.60	58.12	71.44	102.46	117.94
11/1/2038	62.22	27.99	33.51	45.90	58.26	76.30	99.63	123.20
12/1/2038	69.78	31.67	36.87	51.92	66.33	82.76	115.52	141.06

Attachment 3-A

2017 \$/MWh

	Average	1st %	5th %	25th %	50th %	75th %	95th %	99th %
1/1/2018	31.86	31.86	31.86	31.86	31.86	31.86	31.86	31.86
2/1/2018	31.61	31.61	31.61	31.61	31.61	31.61	31.61	31.61
3/1/2018	27.60	15.79	18.10	23.15	26.99	31.35	39.28	46.86
4/1/2018	26.65	13.86	16.83	22.01	26.20	30.49	38.73	44.20
5/1/2018	27.08	14.41	16.58	22.40	26.51	31.11	39.72	45.09
6/1/2018	29.56	15.62	18.63	24.08	28.10	34.24	44.12	52.82
7/1/2018	28.82	15.23	18.34	23.23	27.54	33.89	43.42	52.45
8/1/2018	26.90	14.09	17.08	21.82	26.47	30.71	39.88	46.30
9/1/2018	26.25	14.61	16.75	20.96	25.34	30.21	39.27	47.72
10/1/2018	26.21	14.05	16.80	21.58	25.43	29.86	38.36	46.95
11/1/2018	26.53	13.21	16.08	20.97	25.31	31.02	41.69	47.98
12/1/2018	31.58	16.28	20.21	25.86	30.19	36.03	46.53	58.53
1/1/2019	32.20	16.92	19.37	25.79	31.12	37.45	48.48	59.13
2/1/2019	28.40	15.92	17.74	22.64	26.78	33.62	42.19	50.04
3/1/2019	27.21	13.80	17.34	22.03	26.01	31.68	40.28	46.33
4/1/2019	26.52	14.43	16.63	21.24	25.60	30.80	39.97	46.69
5/1/2019	26.70	13.17	16.24	21.64	25.90	30.57	41.28	47.77
6/1/2019	29.26	15.01	18.19	23.25	27.90	34.15	45.09	52.11
7/1/2019	29.98	15.51	18.63	24.05	28.51	34.76	45.80	56.16
8/1/2019	27.16	14.36	16.74	21.53	26.11	31.66	41.15	48.90
9/1/2019	25.44	13.75	16.40	20.63	24.37	29.46	37.98	44.30
10/1/2019	25.24	12.21	15.98	20.21	24.56	28.94	38.12	46.47
11/1/2019	25.91	14.47	16.54	20.73	24.77	30.19	38.78	44.00
12/1/2019	31.90	15.95	19.76	25.73	30.78	37.03	46.73	53.22
1/1/2020	33.43	18.07	22.33	27.00	31.84	38.40	49.22	59.99
2/1/2020	29.02	15.27	17.98	22.88	28.30	33.46	42.94	52.69
3/1/2020	27.35	13.29	16.95	21.87	25.81	32.20	41.95	49.71
4/1/2020	26.58	13.22	16.72	21.60	25.80	30.96	39.44	45.67
5/1/2020	27.77	14.57	17.51	22.66	27.11	31.54	41.12	48.34
6/1/2020	31.10	15.94	18.83	24.64	29.67	36.77	47.61	56.90
7/1/2020	30.00	15.98	18.71	24.42	29.33	34.55	43.35	48.23
8/1/2020	28.54	15.55	18.05	22.58	27.35	32.95	44.04	52.76
9/1/2020	26.37	14.56	17.20	21.34	24.89	30.63	38.52	47.95
10/1/2020	26.37	14.00	16.50	21.14	25.20	31.09	39.64	45.39
11/1/2020	27.02	14.01	17.09	21.55	26.12	31.38	40.97	47.55
12/1/2020	33.87	17.37	21.37	27.45	32.42	39.53	50.62	58.60
1/1/2021	34.46	18.94	21.39	28.13	33.16	39.44	50.72	60.48
2/1/2021	30.42	16.84	19.65	24.92	29.05	34.98	45.84	53.93
3/1/2021	28.43	14.58	17.63	23.20	27.64	32.67	41.60	46.90
4/1/2021	28.64	14.33	17.52	22.86	27.24	32.81	42.22	53.48
5/1/2021	29.61	15.31	18.19	23.97	28.55	34.23	43.65	53.65
6/1/2021	32.25	15.21	19.90	25.57	31.49	37.84	48.51	56.18
7/1/2021	32.41	16.64	19.84	26.16	31.60	37.23	46.63	55.22
8/1/2021	30.44	17.05	19.17	24.50	29.31	35.02	44.65	52.35
9/1/2021	27.75	15.05	17.57	22.50	26.57	31.94	42.29	49.32
10/1/2021	28.02	14.97	17.82	23.36	27.09	32.16	40.53	46.74
11/1/2021	28.39	14.02	17.11	22.79	27.27	33.13	43.10	49.91

Attachment 3-A

2017 \$/MWh

	Average	1st %	5th %	25th %	50th %	75th %	95th %	99th %
12/1/2021	34.04	18.27	21.64	27.21	32.63	39.34	50.80	60.63
1/1/2022	35.10	18.55	22.16	27.83	33.88	40.60	52.49	62.79
2/1/2022	31.07	16.87	19.06	24.50	30.35	35.98	47.38	57.33
3/1/2022	28.84	14.97	18.68	23.37	28.16	32.85	43.24	48.22
4/1/2022	28.23	14.46	17.60	22.84	27.24	32.60	42.61	49.71
5/1/2022	30.05	17.15	18.95	23.95	29.01	35.41	44.60	51.07
6/1/2022	33.20	16.58	19.96	26.88	31.82	38.78	50.36	57.51
7/1/2022	33.19	17.88	20.45	27.01	32.20	37.83	48.15	60.46
8/1/2022	30.32	16.21	18.76	23.88	28.80	34.87	47.46	56.28
9/1/2022	28.64	16.19	18.26	23.23	26.82	33.33	44.45	51.08
10/1/2022	27.79	15.21	18.30	22.90	26.80	31.84	40.95	48.20
11/1/2022	28.93	14.86	18.21	23.37	28.04	34.01	42.65	49.04
12/1/2022	33.40	18.80	21.17	26.73	31.96	38.67	50.20	59.24
1/1/2023	34.18	18.53	21.21	27.50	33.06	39.33	51.06	60.33
2/1/2023	31.15	17.16	19.48	24.81	30.09	35.84	46.73	54.64
3/1/2023	28.43	15.39	18.08	22.96	27.89	32.68	41.23	47.49
4/1/2023	28.62	15.05	18.20	23.14	27.78	33.14	42.04	48.32
5/1/2023	30.18	16.13	19.23	24.85	29.13	34.31	45.20	52.66
6/1/2023	33.02	16.59	20.78	26.50	31.62	38.14	49.77	58.12
7/1/2023	33.19	17.35	19.69	26.50	32.21	38.00	50.64	60.67
8/1/2023	30.34	16.44	19.02	24.81	29.76	35.12	42.77	50.34
9/1/2023	28.17	15.41	17.61	22.52	27.15	32.46	41.98	50.80
10/1/2023	28.55	15.22	17.94	23.47	27.34	33.26	42.11	52.13
11/1/2023	29.08	16.52	18.61	23.52	27.66	33.68	42.81	56.83
12/1/2023	34.39	18.07	22.40	28.03	33.35	39.65	49.96	57.72
1/1/2024	34.84	17.84	22.24	27.81	33.54	40.57	52.08	61.43
2/1/2024	31.16	16.06	18.82	25.30	29.87	35.85	46.52	55.10
3/1/2024	29.20	14.49	18.30	23.83	28.20	33.35	42.64	53.32
4/1/2024	29.00	15.26	17.98	23.40	27.90	33.68	43.81	51.84
5/1/2024	29.98	16.09	18.57	24.41	29.03	34.54	44.24	50.83
6/1/2024	34.25	17.82	21.40	27.25	33.03	39.95	50.31	63.96
7/1/2024	34.17	18.03	20.59	27.49	32.48	39.84	51.67	60.11
8/1/2024	30.75	15.71	18.86	25.00	29.93	35.74	45.61	52.53
9/1/2024	28.64	15.18	18.01	22.60	27.57	32.87	44.11	52.93
10/1/2024	28.86	16.13	17.84	22.99	27.38	33.49	44.38	53.10
11/1/2024	28.82	15.00	17.36	23.17	27.58	33.38	44.46	55.35
12/1/2024	33.38	16.94	20.77	27.36	32.10	38.23	51.30	57.57
1/1/2025	34.30	17.79	21.77	27.44	33.27	39.94	50.12	59.96
2/1/2025	30.47	15.10	18.81	24.27	29.15	35.81	45.07	52.31
3/1/2025	29.42	16.15	18.50	23.74	28.57	34.18	42.75	50.49
4/1/2025	29.56	15.74	18.59	23.72	28.24	34.53	44.63	51.71
5/1/2025	30.42	17.47	19.30	25.01	29.72	34.35	45.34	52.77
6/1/2025	33.47	18.03	21.27	27.08	32.36	37.68	51.61	60.44
7/1/2025	34.05	18.40	21.47	26.79	32.81	39.48	52.32	60.37
8/1/2025	31.12	15.74	19.12	25.23	30.26	35.52	47.01	60.28
9/1/2025	29.38	15.83	17.54	23.51	28.07	33.48	45.02	55.50
10/1/2025	29.27	14.16	17.79	23.34	28.13	33.69	45.12	55.60
11/1/2025	29.28	15.20	18.31	23.84	28.22	33.75	43.47	53.40
12/1/2025	39.70	19.75	23.03	31.41	38.27	46.35	61.38	71.99
1/1/2026	41.47	19.51	24.03	32.49	40.46	49.16	62.68	71.29
2/1/2026	36.83	18.43	22.29	29.50	35.25	42.31	56.64	73.05
3/1/2026	34.10	16.78	19.42	27.17	32.61	40.28	51.39	62.12
4/1/2026	34.84	15.48	20.17	26.73	33.64	41.53	52.99	61.77
5/1/2026	36.58	18.46	21.54	28.28	35.02	42.32	59.48	71.02

Attachment 3-A

2017 \$/MWh

	Average	1st %	5th %	25th %	50th %	75th %	95th %	99th %
6/1/2026	40.59	19.65	23.64	31.21	39.64	47.50	64.71	76.86
7/1/2026	40.65	18.57	23.18	31.67	38.98	47.80	62.15	73.68
8/1/2026	36.86	18.28	21.18	28.84	35.75	42.96	57.26	66.54
9/1/2026	34.42	15.95	20.23	26.93	32.08	40.15	54.52	68.53
10/1/2026	34.59	17.82	19.75	26.55	32.81	40.75	54.77	67.81
11/1/2026	34.80	17.00	20.33	27.20	32.97	40.26	56.22	67.32
12/1/2026	40.54	20.58	23.47	31.92	38.60	47.94	62.69	79.52
1/1/2027	42.02	20.33	24.95	32.21	39.97	49.59	64.86	82.25
2/1/2027	36.79	17.92	22.83	28.77	34.57	43.76	57.00	64.77
3/1/2027	35.21	15.46	19.81	27.22	34.59	41.05	55.43	63.92
4/1/2027	35.78	16.69	20.52	27.69	33.78	41.61	55.63	65.36
5/1/2027	37.71	18.19	22.23	29.03	35.80	44.65	59.80	70.78
6/1/2027	41.21	20.62	23.77	32.26	39.66	48.70	65.67	75.37
7/1/2027	41.32	20.77	24.16	32.48	39.37	47.94	66.64	78.17
8/1/2027	37.48	17.83	20.87	28.98	36.22	44.21	57.87	70.59
9/1/2027	34.64	16.64	21.04	26.94	33.17	40.40	53.85	66.74
10/1/2027	34.88	18.01	20.85	27.28	33.60	40.88	53.39	66.72
11/1/2027	35.84	18.01	21.11	28.41	34.23	41.77	56.09	70.33
12/1/2027	41.28	19.29	23.36	31.67	38.73	48.56	65.27	84.66
1/1/2028	42.23	20.19	24.63	33.65	40.62	49.06	66.94	79.62
2/1/2028	37.95	18.20	22.23	30.22	36.27	43.96	57.25	73.93
3/1/2028	35.27	16.26	20.23	27.61	33.83	42.07	55.63	62.68
4/1/2028	35.66	16.75	20.05	27.46	33.12	42.31	55.42	71.72
5/1/2028	38.92	16.80	21.92	29.38	38.08	45.85	61.97	79.28
6/1/2028	42.62	18.39	23.61	32.10	40.13	50.82	68.92	76.39
7/1/2028	42.25	20.13	23.70	32.82	40.17	48.72	68.18	94.33
8/1/2028	37.67	19.38	22.46	29.29	35.55	43.88	59.77	71.91
9/1/2028	35.21	16.95	20.04	27.34	34.02	41.60	55.79	63.88
10/1/2028	35.21	16.28	19.71	27.15	34.01	41.01	54.43	70.74
11/1/2028	36.79	17.30	21.16	28.48	34.86	43.06	57.63	75.00
12/1/2028	41.52	20.57	24.62	31.62	39.34	48.69	66.79	81.75
1/1/2029	42.19	20.41	25.36	32.50	40.58	49.87	66.16	77.87
2/1/2029	37.77	16.67	21.87	29.10	36.24	44.18	57.39	73.61
3/1/2029	35.78	17.30	21.31	28.46	33.67	41.52	56.51	66.85
4/1/2029	36.04	16.70	19.78	27.98	34.71	42.24	55.93	71.51
5/1/2029	39.58	18.92	21.91	29.37	37.54	46.23	65.24	85.76
6/1/2029	42.99	19.30	23.62	33.39	40.93	50.99	67.39	85.41
7/1/2029	43.66	20.25	24.65	33.45	40.32	51.02	72.77	88.52
8/1/2029	39.63	16.76	22.31	30.15	37.64	46.64	65.38	80.66
9/1/2029	37.48	16.65	20.21	27.82	35.15	44.65	64.72	75.54
10/1/2029	36.99	16.99	20.45	27.99	35.58	43.70	60.76	78.24
11/1/2029	36.61	17.39	19.84	28.55	34.70	43.26	56.93	65.98
12/1/2029	41.56	18.50	23.44	31.50	39.83	49.21	65.15	74.76
1/1/2030	43.18	21.56	25.15	33.27	41.67	50.56	65.69	81.86
2/1/2030	39.26	17.45	21.91	30.03	37.34	46.16	64.86	77.26
3/1/2030	36.21	17.15	20.13	28.08	34.77	42.09	57.73	72.08
4/1/2030	36.06	15.84	19.51	27.33	33.82	42.67	58.31	71.09
5/1/2030	38.78	18.16	22.71	29.86	37.26	44.95	61.62	78.95
6/1/2030	44.23	21.32	25.57	34.08	41.81	50.79	71.90	93.15
7/1/2030	43.41	20.44	23.69	33.00	41.06	51.07	71.66	86.44
8/1/2030	40.17	18.39	22.48	30.90	37.45	47.25	65.58	76.41
9/1/2030	37.00	18.43	21.49	28.05	35.50	43.13	59.20	75.09
10/1/2030	36.19	17.52	20.75	27.54	33.86	43.18	58.21	70.81
11/1/2030	36.84	16.51	20.01	27.45	34.83	43.69	62.82	74.94

Attachment 3-A

2017 \$/MWh

	Average	1st %	5th %	25th %	50th %	75th %	95th %	99th %
12/1/2030	41.99	19.36	23.08	32.02	39.61	49.66	66.72	81.57
1/1/2031	42.74	19.93	25.79	33.01	41.11	50.28	66.79	80.66
2/1/2031	39.13	18.18	22.79	30.31	37.23	46.67	59.63	75.31
3/1/2031	36.74	17.16	20.74	28.68	35.24	42.72	56.68	73.99
4/1/2031	38.17	16.64	20.77	29.06	36.72	44.80	63.94	75.83
5/1/2031	39.95	19.13	22.67	30.69	37.78	46.84	66.23	79.44
6/1/2031	44.54	19.03	24.45	33.56	40.73	52.20	75.64	92.32
7/1/2031	44.10	20.40	26.17	33.25	41.46	51.03	70.06	87.24
8/1/2031	39.59	18.64	22.52	30.01	37.41	47.36	61.85	85.84
9/1/2031	37.01	17.10	21.11	27.66	35.13	44.59	59.16	75.98
10/1/2031	37.21	17.08	20.40	28.78	35.19	43.92	60.37	71.89
11/1/2031	37.87	16.50	20.82	28.41	35.68	44.93	62.08	77.20
12/1/2031	42.14	20.64	23.89	32.04	39.57	50.26	68.28	84.81
1/1/2032	43.08	20.43	24.59	33.03	41.33	51.09	69.67	85.80
2/1/2032	39.76	16.66	20.53	30.32	37.53	46.11	64.50	91.64
3/1/2032	37.91	16.88	20.67	28.23	35.47	44.48	64.10	74.49
4/1/2032	37.76	18.32	21.29	28.41	36.09	44.32	61.85	74.62
5/1/2032	40.11	19.28	22.64	30.30	37.98	47.10	65.89	87.24
6/1/2032	44.01	22.50	25.08	33.30	41.28	52.11	74.04	90.29
7/1/2032	45.90	21.85	26.51	34.02	43.39	54.69	75.07	87.87
8/1/2032	41.09	20.15	23.86	31.58	38.21	48.61	65.09	76.02
9/1/2032	37.27	18.33	21.29	28.41	35.02	43.52	60.96	76.35
10/1/2032	37.85	17.47	21.91	28.20	35.26	44.88	62.74	74.18
11/1/2032	37.29	17.28	21.37	28.64	35.70	44.02	59.36	69.94
12/1/2032	44.18	20.87	25.03	33.41	42.32	52.94	71.22	83.35
1/1/2033	43.16	20.50	24.19	33.12	40.65	50.62	69.09	85.39
2/1/2033	40.17	18.54	21.55	30.60	37.88	46.98	66.13	83.31
3/1/2033	38.70	16.17	21.28	29.36	36.33	46.13	61.46	82.72
4/1/2033	38.70	16.96	20.99	29.20	37.04	45.44	63.85	80.00
5/1/2033	41.21	17.78	22.56	31.15	38.58	48.98	67.85	85.61
6/1/2033	45.70	19.31	24.85	33.75	43.83	53.48	75.84	92.73
7/1/2033	46.26	20.77	26.22	35.15	44.25	54.66	73.12	87.51
8/1/2033	41.78	18.71	21.70	30.64	39.29	50.68	68.65	85.20
9/1/2033	38.18	19.01	21.99	28.47	35.52	45.16	62.67	77.95
10/1/2033	38.42	17.86	21.38	29.22	36.75	45.53	61.06	76.74
11/1/2033	39.08	16.87	21.27	28.82	36.40	46.25	68.52	80.21
12/1/2033	43.06	19.57	23.83	32.86	40.64	50.87	67.80	87.86
1/1/2034	43.91	20.85	24.37	32.98	41.80	52.30	73.43	87.70
2/1/2034	41.09	17.93	22.66	30.16	38.56	48.78	69.63	92.69
3/1/2034	37.53	17.43	21.03	28.18	35.44	44.50	61.97	71.42
4/1/2034	37.94	15.96	20.89	29.06	36.87	44.91	60.28	75.39
5/1/2034	41.33	17.03	21.27	31.15	39.41	48.51	68.90	90.59
6/1/2034	45.10	19.70	24.72	34.24	42.18	54.64	74.52	91.31
7/1/2034	46.35	19.73	23.78	34.42	43.46	55.59	78.30	91.76
8/1/2034	41.85	18.29	22.35	30.20	38.85	49.78	70.04	93.56
9/1/2034	39.12	17.35	22.09	29.08	36.76	46.79	62.82	79.17
10/1/2034	38.54	16.76	20.80	28.80	36.08	45.24	62.85	82.44
11/1/2034	40.12	16.49	20.02	29.55	37.69	47.91	68.07	82.67
12/1/2034	44.54	21.10	24.66	33.74	40.90	51.15	76.52	99.40
1/1/2035	43.89	18.48	23.74	32.82	41.77	52.17	73.30	86.60
2/1/2035	39.93	19.14	22.05	29.59	38.00	47.77	67.02	78.70
3/1/2035	38.87	18.48	22.23	29.64	36.19	46.05	62.69	82.26
4/1/2035	40.18	18.40	21.38	29.88	38.50	46.47	66.56	84.10
5/1/2035	43.00	19.20	22.75	32.00	39.48	51.43	69.75	91.00

Attachment 3-A

2017 \$/MWh

	Average	1st %	5th %	25th %	50th %	75th %	95th %	99th %
6/1/2035	45.35	18.99	25.62	33.47	43.05	53.23	75.88	85.20
7/1/2035	46.83	19.10	26.22	34.06	43.63	56.82	77.15	99.41
8/1/2035	42.85	18.33	22.96	31.52	40.47	51.73	71.61	89.19
9/1/2035	39.82	17.62	21.80	29.37	36.80	46.96	67.61	88.07
10/1/2035	39.80	17.99	21.88	29.46	36.74	47.19	67.94	84.91
11/1/2035	39.86	18.92	21.73	29.39	36.89	46.28	67.09	83.03
12/1/2035	43.42	19.95	23.30	33.59	41.01	50.89	71.07	85.75
1/1/2036	45.63	20.63	24.11	33.96	43.24	54.18	76.95	96.32
2/1/2036	41.16	18.58	22.97	31.06	38.73	49.47	68.90	81.47
3/1/2036	39.98	16.92	19.89	28.65	37.60	48.59	68.65	85.76
4/1/2036	38.73	15.30	20.36	29.24	36.20	46.89	64.27	78.84
5/1/2036	43.11	19.66	23.12	31.63	40.04	50.44	74.30	91.20
6/1/2036	47.53	20.53	26.10	35.94	44.87	55.90	80.35	91.63
7/1/2036	47.99	18.93	24.31	35.38	45.93	55.79	82.13	101.87
8/1/2036	43.26	18.99	22.36	32.57	40.18	51.29	75.65	96.49
9/1/2036	40.01	17.96	21.02	29.51	37.45	47.75	68.36	84.91
10/1/2036	39.51	17.48	20.54	28.81	36.83	47.43	70.79	79.45
11/1/2036	40.76	16.44	21.47	30.27	37.95	47.83	66.04	93.95
12/1/2036	44.69	19.92	23.82	33.34	41.64	53.85	73.59	95.28
1/1/2037	45.66	18.48	24.62	34.51	43.52	55.77	73.52	90.30
2/1/2037	42.79	20.18	23.05	31.46	40.91	50.94	70.13	93.31
3/1/2037	39.84	16.96	21.93	29.44	37.39	47.43	64.27	79.79
4/1/2037	41.57	16.72	22.04	30.10	38.79	48.90	72.60	86.89
5/1/2037	42.79	19.56	22.94	31.79	40.64	52.09	69.11	87.17
6/1/2037	47.90	21.70	25.26	34.74	44.78	58.24	80.76	104.28
7/1/2037	48.11	22.01	26.06	35.76	45.27	57.06	81.89	97.10
8/1/2037	42.76	18.65	22.95	31.35	40.27	50.69	70.18	86.61
9/1/2037	39.51	17.41	21.42	28.55	37.75	47.07	65.44	77.36
10/1/2037	40.09	16.58	21.47	30.70	38.29	47.06	67.50	77.70
11/1/2037	40.92	18.41	22.04	30.19	38.32	50.18	65.52	81.02
12/1/2037	45.81	20.79	24.21	34.09	43.54	54.33	75.84	92.61
1/1/2038	45.66	18.48	24.62	34.51	43.52	55.77	73.52	90.30
2/1/2038	42.79	20.18	23.05	31.46	40.91	50.94	70.13	93.31
3/1/2038	39.84	16.96	21.93	29.44	37.39	47.43	64.27	79.79
4/1/2038	41.57	16.72	22.04	30.10	38.79	48.90	72.60	86.89
5/1/2038	42.79	19.56	22.94	31.79	40.64	52.09	69.11	87.17
6/1/2038	47.90	21.70	25.26	34.74	44.78	58.24	80.76	104.28
7/1/2038	48.11	22.01	26.06	35.76	45.27	57.06	81.89	97.10
8/1/2038	42.76	18.65	22.95	31.35	40.27	50.69	70.18	86.61
9/1/2038	39.51	17.41	21.42	28.55	37.75	47.07	65.44	77.36
10/1/2038	40.09	16.58	21.47	30.70	38.29	47.06	67.50	77.70
11/1/2038	40.92	18.41	22.04	30.19	38.32	50.18	65.52	81.02
12/1/2038	45.81	20.79	24.21	34.09	43.54	54.33	75.84	92.61

Attachment 3-A

MISO Zone 6 On Peak Power Price

nominal \$/MWh

	Base	Aggressive Env. Reg.	Challenged Economy	Booming Econ/ Abundant Nat. Gas
2018	32.54	32.55	32.55	32.54
2019	32.34	33.23	32.32	31.97
2020	33.98	36.00	33.99	32.28
2021	36.54	37.93	36.47	32.71
2022	38.34	38.98	37.30	33.17
2023	38.99	39.97	37.69	33.30
2024	40.40	41.71	38.80	34.03
2025	41.26	42.88	39.49	34.50
2026	49.05	60.45	40.55	41.70
2027	50.67	62.74	41.34	42.69
2028	52.53	66.05	42.37	44.16
2029	54.14	68.72	43.44	45.66
2030	55.68	71.59	44.23	47.17
2031	57.70	74.88	45.20	49.40
2032	59.68	78.28	46.15	51.06
2033	61.67	81.81	47.17	53.16
2034	62.94	84.92	47.88	54.19
2035	65.11	89.28	48.89	56.63
2036	67.29	93.18	50.00	58.62
2037	68.98	96.99	50.80	59.96
2038	70.49	99.31	51.53	61.17

Attachment 3-A

2017 \$/MWh

	Base	Aggressive Env. Reg.	Challenged Economy	Booming Econ/ Abundant Nat. Gas
2018	31.87	31.88	31.88	31.87
2019	31.02	31.88	31.01	30.67
2020	31.93	33.82	31.93	30.33
2021	33.63	34.90	33.56	30.10
2022	34.55	35.13	33.62	29.89
2023	34.42	35.28	33.27	29.39
2024	34.93	36.06	33.55	29.42
2025	34.94	36.31	33.44	29.22
2026	40.68	50.13	33.64	34.58
2027	41.16	50.96	33.58	34.68
2028	41.80	52.55	33.71	35.14
2029	42.19	53.55	33.85	35.58
2030	42.49	54.64	33.76	36.00
2031	43.14	55.97	33.79	36.93
2032	43.69	57.32	33.79	37.39
2033	44.23	58.67	33.83	38.12
2034	44.21	59.64	33.63	38.06
2035	44.79	61.42	33.63	38.96
2036	45.34	62.78	33.69	39.50
2037	45.52	64.01	33.52	39.57
2038	45.56	64.19	33.30	39.54

Attachment 3-A

MISO Zone 6 Off Peak Power Price

nominal \$/MWh

	Base	Aggressive Env. Reg.	Challenged Economy	Booming Econ/ Abundant Nat. Gas
2018	24.81	24.82	24.82	24.81
2019	24.69	25.49	24.68	24.22
2020	26.10	27.93	26.11	24.48
2021	28.36	29.45	28.30	24.90
2022	29.78	30.28	28.96	25.30
2023	29.80	30.57	28.80	25.22
2024	30.81	31.70	29.78	25.71
2025	31.37	32.53	30.14	25.90
2026	38.99	48.70	31.19	31.85
2027	40.41	50.62	31.87	32.65
2028	41.96	53.08	32.88	33.98
2029	43.32	55.43	33.59	35.09
2030	44.58	57.94	34.22	36.27
2031	46.19	60.54	34.79	38.09
2032	47.58	63.24	35.34	39.38
2033	49.43	66.41	36.23	41.31
2034	50.58	69.12	36.90	42.09
2035	52.38	72.66	37.56	44.01
2036	54.18	75.98	38.40	45.50
2037	55.96	79.90	39.36	47.16
2038	57.50	82.25	40.10	48.36

Attachment 3-A

2017 \$/MWh

	Base	Aggressive Env. Reg.	Challenged Economy	Booming Econ/ Abundant Nat. Gas
2018	24.30	24.31	24.31	24.30
2019	23.68	24.46	23.67	23.23
2020	24.52	26.24	24.53	23.00
2021	26.10	27.10	26.05	22.91
2022	26.84	27.29	26.10	22.81
2023	26.30	26.98	25.43	22.26
2024	26.64	27.41	25.75	22.23
2025	26.57	27.55	25.53	21.94
2026	32.33	40.39	25.87	26.42
2027	32.83	41.12	25.89	26.53
2028	33.39	42.23	26.16	27.04
2029	33.76	43.19	26.18	27.34
2030	34.03	44.22	26.12	27.69
2031	34.53	45.25	26.01	28.48
2032	34.84	46.30	25.88	28.84
2033	35.45	47.62	25.98	29.63
2034	35.53	48.55	25.92	29.56
2035	36.03	49.99	25.84	30.28
2036	36.51	51.19	25.87	30.65
2037	36.93	52.73	25.97	31.12
2038	37.16	53.16	25.92	31.26

Attachment 3-A

MISO Zone 6 All Hours Power Price

nominal \$/MWh

	Base	Aggressive Env. Reg.	Challenged Economy	Booming Econ/ Abundant Nat. Gas
2018	28.50	28.50	28.50	28.50
2019	28.35	29.20	28.33	27.92
2020	29.87	31.78	29.87	28.20
2021	32.25	33.48	32.19	28.61
2022	33.84	34.41	32.92	29.03
2023	34.16	35.03	33.03	29.05
2024	35.39	36.48	34.10	29.69
2025	36.10	37.48	34.61	30.01
2026	43.79	54.30	35.66	36.55
2027	45.29	56.39	36.37	37.43
2028	46.89	59.01	37.38	38.77
2029	48.49	61.78	38.29	40.13
2030	49.88	64.46	39.00	41.48
2031	51.68	67.38	39.76	43.50
2032	53.34	70.41	40.49	44.95
2033	55.24	73.72	41.42	46.94
2034	56.46	76.63	42.12	47.84
2035	58.46	80.59	42.97	50.04
2036	60.44	84.19	43.95	51.77
2037	62.17	88.05	44.81	53.27
2038	63.68	90.37	45.53	54.45

Attachment 3-A

2017 \$/MWh

	Base	Aggressive Env. Reg.	Challenged Economy	Booming Econ/ Abundant Nat. Gas
2018	27.91	27.92	27.92	27.91
2019	27.19	28.01	27.18	26.79
2020	28.06	29.86	28.07	26.50
2021	29.68	30.81	29.62	26.33
2022	30.50	31.01	29.67	26.17
2023	30.16	30.93	29.15	25.65
2024	30.60	31.54	29.48	25.67
2025	30.57	31.74	29.31	25.42
2026	36.32	45.04	29.58	30.31
2027	36.79	45.81	29.55	30.40
2028	37.30	46.95	29.74	30.84
2029	37.79	48.14	29.84	31.27
2030	38.07	49.20	29.77	31.66
2031	38.64	50.37	29.72	32.51
2032	39.05	51.55	29.64	32.91
2033	39.61	52.87	29.70	33.66
2034	39.66	53.82	29.58	33.60
2035	40.21	55.44	29.56	34.42
2036	40.72	56.73	29.61	34.88
2037	41.02	58.11	29.57	35.15
2038	41.16	58.41	29.43	35.20

Attachment 3-A

Delivered Coal Price by Scenario

nominal\$/mmBtu

	Base						
	Bailly 7	Bailly 8	Michigan City	Schahfer 14	Schahfer 15	Schahfer 17	Schahfer 18
2018	1.98	1.98	2.11	2.29	2.16	2.59	2.59
2019			2.16	2.33	2.20	2.27	2.27
2020			2.21	2.39	2.28	2.35	2.35
2021			2.27	2.45	2.34	2.32	2.32
2022			2.33	2.51	2.41	2.36	2.36
2023			2.39	2.57	2.47	2.41	2.41
2024			2.44	2.61	2.52	2.46	2.46
2025			2.48	2.66	2.56	2.52	2.52
2026			2.52	2.71	2.61	2.58	2.58
2027			2.58	2.77	2.67	2.66	2.66
2028			2.64	2.83	2.74	2.70	2.70
2029			2.70	2.89	2.80	2.75	2.75
2030			2.77	2.96	2.87	2.81	2.81
2031			2.83	3.03	2.94	2.87	2.87
2032			2.90	3.10	3.01	2.93	2.93
2033			2.96	3.17	3.08	2.99	2.99
2034			3.04	3.25	3.15	3.08	3.08
2035			3.11	3.32	3.22	3.17	3.17
2036			3.18	3.40	3.30	3.24	3.24
2037			3.26	3.48	3.38	3.31	3.31
2038			3.34	3.57	3.46	3.39	3.39

2017\$/mmBtu

	Base						
	Bailly 7	Bailly 8	Michigan City	Schahfer 14	Schahfer 15	Schahfer 17	Schahfer 18
2018	1.94	1.94	2.06	2.24	2.12	2.54	2.54
2019			2.07	2.23	2.11	2.18	2.18
2020			2.08	2.25	2.14	2.21	2.21
2021			2.09	2.26	2.16	2.13	2.13
2022			2.10	2.26	2.17	2.13	2.13
2023			2.11	2.27	2.18	2.13	2.13
2024			2.11	2.26	2.18	2.13	2.13
2025			2.10	2.25	2.17	2.13	2.13
2026			2.09	2.25	2.17	2.14	2.14
2027			2.10	2.25	2.17	2.16	2.16
2028			2.10	2.25	2.18	2.15	2.15
2029			2.11	2.26	2.18	2.14	2.14
2030			2.11	2.26	2.19	2.14	2.14
2031			2.12	2.26	2.20	2.14	2.14
2032			2.12	2.27	2.20	2.14	2.14
2033			2.13	2.27	2.21	2.14	2.14
2034			2.13	2.28	2.21	2.16	2.16
2035			2.14	2.29	2.22	2.18	2.18
2036			2.14	2.29	2.22	2.18	2.18
2037			2.15	2.30	2.23	2.18	2.18
2038			2.16	2.31	2.24	2.19	2.19

Attachment 3-A

nominal\$/mmBtu

Aggressive Env. Regulation								
	Bailly 7	Bailly 8	Michigan City	Schahfer 14	Schahfer 15	Schahfer 17	Schahfer 18	
2018	1.98	1.98	2.09	2.29	2.16	2.59	2.59	
2019			2.14	2.33	2.20	2.27	2.27	
2020			2.20	2.39	2.28	2.35	2.35	
2021			2.25	2.45	2.34	2.32	2.32	
2022			2.31	2.51	2.41	2.36	2.36	
2023			2.37	2.57	2.47	2.41	2.41	
2024			2.39	2.59	2.49	2.42	2.42	
2025			2.40	2.61	2.50	2.45	2.45	
2026			2.42	2.65	2.53	2.46	2.46	
2027			2.46	2.69	2.58	2.46	2.46	
2028			2.51	2.76	2.64	2.51	2.51	
2029			2.57	2.82	2.70	2.57	2.57	
2030			2.63	2.88	2.76	2.62	2.62	
2031			2.68	2.94	2.82	2.68	2.68	
2032			2.73	2.99	2.86	2.73	2.73	
2033			2.78	3.05	2.91	2.79	2.79	
2034			2.83	3.11	2.96	2.85	2.85	
2035			2.88	3.17	3.02	2.91	2.91	
2036			2.93	3.26	3.11	2.87	2.87	
2037			2.99	3.35	3.20	2.83	2.83	
2038			3.06	3.43	3.28	2.90	2.90	

2017\$/mmBtu

Aggressive Env. Regulation								
	Bailly 7	Bailly 8	Michigan City	Schahfer 14	Schahfer 15	Schahfer 17	Schahfer 18	
2018	1.94	1.94	2.05	2.24	2.12	2.54	2.54	
2019			2.05	2.23	2.11	2.18	2.18	
2020			2.06	2.25	2.14	2.21	2.21	
2021			2.07	2.26	2.16	2.13	2.13	
2022			2.09	2.26	2.17	2.13	2.13	
2023			2.10	2.27	2.18	2.13	2.13	
2024			2.06	2.24	2.15	2.09	2.09	
2025			2.03	2.21	2.12	2.08	2.08	
2026			2.01	2.20	2.10	2.04	2.04	
2027			1.99	2.19	2.09	2.00	2.00	
2028			2.00	2.19	2.10	2.00	2.00	
2029			2.00	2.20	2.11	2.00	2.00	
2030			2.00	2.20	2.11	2.00	2.00	
2031			2.00	2.20	2.10	2.00	2.00	
2032			2.00	2.19	2.10	2.00	2.00	
2033			1.99	2.18	2.09	2.00	2.00	
2034			1.98	2.18	2.08	2.00	2.00	
2035			1.98	2.18	2.07	2.00	2.00	
2036			1.98	2.20	2.09	1.94	1.94	
2037			1.97	2.21	2.11	1.87	1.87	
2038			1.98	2.22	2.12	1.88	1.88	

Attachment 3-A

nominal\$/mmBtu

Challenged Economy								
	Bailly 7	Bailly 8	Michigan City	Schahfer 14	Schahfer 15	Schahfer 17	Schahfer 18	
2018	1.98	1.98	2.09	2.29	2.16	2.59	2.59	
2019			2.14	2.33	2.20	2.27	2.27	
2020			2.20	2.39	2.28	2.35	2.35	
2021			2.25	2.45	2.34	2.32	2.32	
2022			2.31	2.51	2.41	2.36	2.36	
2023			2.37	2.57	2.47	2.41	2.41	
2024			2.42	2.61	2.52	2.52	2.52	
2025			2.48	2.67	2.58	2.58	2.58	
2026			2.55	2.74	2.66	2.63	2.63	
2027			2.64	2.83	2.76	2.69	2.69	
2028			2.70	2.89	2.82	2.74	2.74	
2029			2.77	2.96	2.89	2.80	2.80	
2030			2.83	3.02	2.95	2.89	2.89	
2031			2.90	3.09	3.02	2.99	2.99	
2032			2.97	3.17	3.10	3.05	3.05	
2033			3.05	3.25	3.19	3.12	3.12	
2034			3.12	3.33	3.26	3.20	3.20	
2035			3.20	3.41	3.34	3.29	3.29	
2036			3.30	3.50	3.44	3.39	3.39	
2037			3.40	3.60	3.54	3.49	3.49	
2038			3.48	3.69	3.62	3.57	3.57	

2017\$/mmBtu

Challenged Economy								
	Bailly 7	Bailly 8	Michigan City	Schahfer 14	Schahfer 15	Schahfer 17	Schahfer 18	
2018	1.94	1.94	2.05	2.24	2.12	2.54	2.54	
2019			2.05	2.23	2.11	2.18	2.18	
2020			2.06	2.25	2.14	2.21	2.21	
2021			2.07	2.26	2.16	2.13	2.13	
2022			2.09	2.26	2.17	2.13	2.13	
2023			2.10	2.27	2.18	2.13	2.13	
2024			2.09	2.26	2.18	2.18	2.18	
2025			2.10	2.26	2.18	2.18	2.18	
2026			2.12	2.27	2.21	2.18	2.18	
2027			2.14	2.30	2.24	2.18	2.18	
2028			2.15	2.30	2.24	2.18	2.18	
2029			2.16	2.30	2.25	2.18	2.18	
2030			2.16	2.31	2.26	2.21	2.21	
2031			2.17	2.31	2.26	2.24	2.24	
2032			2.18	2.32	2.27	2.24	2.24	
2033			2.19	2.33	2.29	2.24	2.24	
2034			2.19	2.34	2.29	2.25	2.25	
2035			2.20	2.35	2.30	2.26	2.26	
2036			2.22	2.36	2.32	2.28	2.28	
2037			2.24	2.38	2.33	2.30	2.30	
2038			2.25	2.38	2.34	2.31	2.31	

Attachment 3-A

nominal\$/mmBtu

Booming Econ. / Abundant Natural Gas								
	Bailly 7	Bailly 8	Michigan City	Schahfer 14	Schahfer 15	Schahfer 17	Schahfer 18	
2018	1.98	1.98	2.11	2.29	2.16	2.59	2.59	
2019			2.11	2.29	2.15	2.27	2.27	
2020			2.15	2.33	2.21	2.35	2.35	
2021			2.18	2.35	2.26	2.17	2.17	
2022			2.24	2.40	2.33	2.22	2.22	
2023			2.29	2.45	2.38	2.27	2.27	
2024			2.34	2.51	2.44	2.31	2.31	
2025			2.40	2.57	2.50	2.36	2.36	
2026			2.40	2.58	2.51	2.39	2.39	
2027			2.41	2.59	2.51	2.41	2.41	
2028			2.47	2.65	2.57	2.47	2.47	
2029			2.53	2.71	2.63	2.53	2.53	
2030			2.59	2.78	2.70	2.60	2.60	
2031			2.65	2.85	2.76	2.68	2.68	
2032			2.70	2.90	2.82	2.71	2.71	
2033			2.76	2.96	2.88	2.74	2.74	
2034			2.83	3.03	2.95	2.82	2.82	
2035			2.89	3.10	3.02	2.91	2.91	
2036			2.94	3.14	3.09	2.87	2.87	
2037			2.98	3.16	3.15	2.83	2.83	
2038			3.05	3.24	3.22	2.90	2.90	

2017\$/mmBtu

Booming Econ. / Abundant Natural Gas								
	Bailly 7	Bailly 8	Michigan City	Schahfer 14	Schahfer 15	Schahfer 17	Schahfer 18	
2018	1.94	1.94	2.06	2.24	2.12	2.54	2.54	
2019			2.02	2.19	2.06	2.18	2.18	
2020			2.02	2.19	2.07	2.21	2.21	
2021			2.01	2.16	2.08	2.00	2.00	
2022			2.01	2.17	2.10	2.00	2.00	
2023			2.02	2.17	2.11	2.00	2.00	
2024			2.03	2.17	2.11	2.00	2.00	
2025			2.03	2.17	2.12	2.00	2.00	
2026			1.99	2.14	2.08	1.98	1.98	
2027			1.96	2.10	2.04	1.96	1.96	
2028			1.96	2.11	2.05	1.97	1.97	
2029			1.97	2.11	2.05	1.97	1.97	
2030			1.98	2.12	2.06	1.99	1.99	
2031			1.98	2.13	2.07	2.00	2.00	
2032			1.98	2.12	2.07	1.98	1.98	
2033			1.98	2.12	2.07	1.96	1.96	
2034			1.98	2.13	2.07	1.98	1.98	
2035			1.99	2.13	2.08	2.00	2.00	
2036			1.98	2.12	2.08	1.94	1.94	
2037			1.96	2.09	2.08	1.87	1.87	
2038			1.97	2.09	2.08	1.88	1.88	

Attachment 3-A

Carbon Allowance Price Assumptions

nominal \$/ton

	Challenged Economy	Base & Booming Econ/ Abundant Nat. Gas	Aggressive Env. Reg.
2018	0.0	0.0	0.0
2019	0.0	0.0	0.0
2020	0.0	0.0	0.0
2021	0.0	0.0	0.0
2022	0.0	0.0	0.0
2023	0.0	0.0	0.0
2024	0.0	0.0	0.0
2025	0.0	0.0	0.0
2026	0.0	9.9	24.6
2027	0.0	10.7	26.4
2028	0.0	11.3	28.3
2029	0.0	12.0	30.3
2030	0.0	12.8	32.5
2031	0.0	13.9	34.9
2032	0.0	14.8	37.4
2033	0.0	15.7	40.1
2034	0.0	16.3	43.0
2035	0.0	17.5	46.0
2036	0.0	18.5	49.4
2037	0.0	19.3	52.9
2038	0.0	20.4	56.7

2017 \$/ton

	Challenged Economy	Base & Booming Econ/ Abundant Nat. Gas	Aggressive Env. Reg.
2018	0.0	0.0	0.0
2019	0.0	0.0	0.0
2020	0.0	0.0	0.0
2021	0.0	0.0	0.0
2022	0.0	0.0	0.0
2023	0.0	0.0	0.0
2024	0.0	0.0	0.0
2025	0.0	0.0	0.0
2026	0.0	8.2	20.4
2027	0.0	8.7	21.4
2028	0.0	9.0	22.5
2029	0.0	9.3	23.6
2030	0.0	9.8	24.8
2031	0.0	10.4	26.1
2032	0.0	10.8	27.4
2033	0.0	11.3	28.7
2034	0.0	11.5	30.2
2035	0.0	12.0	31.7
2036	0.0	12.5	33.3
2037	0.0	12.8	34.9
2038	0.0	13.2	36.7

Attachment 3-A

Selected Resources for Each Retirement and Replacement Portfolio

All portfolios except for Retirements 1

	MW	Cost
DSM Capacity	125 of peak in 2023	Bundle #1 and #2 from GDS Study

Retirement Portfolios

UCAP MW

	Retirements 1	Retirements 2	Retirements 3&4	Retirements 5	Retirements 6	Retirements 6b	Retirements 6c	Retirements 7	Retirements 8
PPA_IN_solar + storage_2	0	92	92	92	92	92	92	92	92
PPA_IN_solar + storage_3	0	0	0	200	200	0	0	192	200
PPA_IN_solar_2	0	241	250	250	250	250	735	250	250
PPA_IN_Solar_3	0	0	55	485	485	182	485	485	485
PPA_IN_solar_4	0	0	0	54	118	0	0	0	472
PPA_IN_Wind + Solar + Storage_1	0	0	0	0	0	0	0	95	0
PPA_IN_Wind_1	0	106	106	106	106	106	106	106	106
PPA_IN_wind_2	0	41	41	41	41	41	41	72	41
Area 315 Generic Solar 2028	0	0	635	0	306	306	315	306	0
Area 315 Generic Solar 2035	497	430	478	430	59	59	59	59	12
Area 315 Generic Solar 2038	17	4	4	4	4	4	4	4	4
Early Retirement Capacity Purchase 2021								246	
Early Retirement Capacity Purchase 2022								237	

Attachment 3-A

Replacement Portfolios
UCAP MW

	A	B	C	D	E	F	F - No Wind
sale_IN_CCGT_1				620	620		
Toll_IN_CCGT_2	700			650			
Toll_IN_CCGT_1	250	250					
sale_IN_Solar_1					133	133	133
sale_IN_Solar_2					120	320	320
sale_IN_Solar_3						100	200
sale_IN_Wind_1_2020					90	90	
PPA_IN_solar + storage_2 (20 year)						92.4	92
PPA_IN_solar_2 (20 year)		250	250		250	250	250
PPA_IN_Solar_3 (20 year)			308			251	308
PPA_IN_Wind_1 (20 year)		61	61		67	67	
PPA_IN_wind_2 (20 year)		42	42				
PPA_IN_Wind_1 (15 year)		67	67				
PPA_IN_wind_2 (15 year)		30	30				
PPA_IN_solar + storage_2 (15 year)		92	92				
PPA_IN_solar + storage_3 (15 year)		30	30				
PPA_IN_DR_1		70	70				
PPA_IN_System Power_1		50					
One Year Capacity Purchase	400	400	400	50	50	50	50
Generic Solar 2028	298	306	298	298	288	295	295
Generic Solar 2029	243	313	63				
Generic Solar 2036		188	138				
Generic Solar 2037		30	30				
Generic Solar 2038		122	122				

Attachment 3-A

Nameplate ICAP Rating of NIPSCO Portfolio - Replacements (MW)

A

	Industrial Interruptibles	Other DSM	Gas	Coal	Hydro	Wind	Solar
2018	621	-	721	2,094	10	100	-
2019	621	25	721	2,094	10	100	-
2020	621	52	721	2,094	10	100	-
2021	621	81	721	2,094	10	100	-
2022	621	101	721	2,094	10	100	-
2023	621	125	1,640	469	10	100	-
2024	621	147	1,640	469	10	50	-
2025	621	170	1,640	469	10	50	-
2026	621	194	1,640	469	10	50	-
2027	621	216	1,640	469	10	50	-
2028	621	239	1,640	-	10	50	595
2029	621	262	1,390	-	10	-	1,082
2030	621	285	1,390	-	10	-	1,082
2031	621	306	1,390	-	10	-	1,082
2032	621	328	1,390	-	10	-	1,082
2033	621	350	1,390	-	10	-	1,082
2034	621	355	1,390	-	10	-	1,082
2035	621	358	1,390	-	10	-	1,216
2036	621	360	1,390	-	10	-	1,216
2037	621	365	1,390	-	10	-	1,216
2038	621	370	1,390	-	10	-	1,216

Gas	Non-Gas	% Non-Gas
721	2,825	80%
721	2,850	80%
721	2,877	80%
721	2,906	80%
721	2,926	80%
1,640	1,325	45%
1,640	1,297	44%
1,640	1,320	45%
1,640	1,344	45%
1,640	1,366	45%
1,640	1,515	48%
1,390	1,974	59%
1,390	1,998	59%
1,390	2,019	59%
1,390	2,041	59%
1,390	2,063	60%
1,390	2,067	60%
1,390	2,204	61%
1,390	2,207	61%
1,390	2,212	61%
1,390	2,217	61%

Attachment 3-A

B

	Industrial Interruptibles	Other DSM	Gas	Coal	Hydro	Wind	Solar
2018	621	-	721	2,094	10	100	-
2019	621	25	721	2,094	10	100	-
2020	621	52	721	2,094	10	100	-
2021	621	81	721	2,094	10	953	-
2022	621	101	721	2,094	10	1,433	-
2023	621	195	940	519	10	1,433	744
2024	621	217	940	519	10	1,383	744
2025	621	240	940	519	10	1,383	744
2026	621	264	940	519	10	1,383	744
2027	621	286	940	519	10	1,383	744
2028	621	309	940	50	10	1,383	1,355
2029	621	262	690	50	10	1,333	1,982
2030	621	285	690	50	10	1,333	1,982
2031	621	306	690	50	10	1,333	1,982
2032	621	328	690	50	10	1,333	1,982
2033	621	350	690	-	10	1,333	2,192
2034	621	355	690	-	10	1,333	2,192
2035	621	358	690	-	10	1,333	2,216
2036	621	360	690	-	10	887	2,358
2037	621	365	690	-	10	687	2,417
2038	621	370	690	-	10	687	2,417

Gas	Non-Gas	% Non-Gas
721	2,825	80%
721	2,850	80%
721	2,877	80%
721	3,759	84%
721	4,259	86%
940	3,522	79%
940	3,495	79%
940	3,518	79%
940	3,541	79%
940	3,563	79%
940	3,728	80%
690	4,258	86%
690	4,281	86%
690	4,303	86%
690	4,324	86%
690	4,507	87%
690	4,511	87%
690	4,538	87%
690	4,235	86%
690	4,100	86%
690	4,105	86%

Attachment 3-A

C

	Industrial Interruptibles	Other DSM	Gas	Coal	Hydro	Wind	Solar
2018	621	-	721	2,094	10	100	-
2019	621	25	721	2,094	10	100	-
2020	621	52	721	2,094	10	100	-
2021	621	81	721	2,094	10	953	-
2022	621	101	721	2,094	10	1,433	-
2023	621	125	690	539	10	1,433	1,359
2024	621	147	690	539	10	1,383	1,359
2025	621	170	690	539	10	1,383	1,359
2026	621	194	690	539	10	1,383	1,359
2027	621	216	690	539	10	1,383	1,359
2028	621	239	690	70	10	1,383	1,955
2029	621	262	690	-	10	1,333	2,082
2030	621	285	690	-	10	1,333	2,082
2031	621	306	690	-	10	1,333	2,082
2032	621	328	690	-	10	1,333	2,082
2033	621	350	690	-	10	1,333	2,082
2034	621	355	690	-	10	1,333	2,082
2035	621	358	690	-	10	1,333	2,216
2036	621	360	690	-	10	887	2,358
2037	621	365	690	-	10	687	2,417
2038	621	370	690	-	10	687	2,417

Gas	Non-Gas	% Non-Gas
721	2,825	80%
721	2,850	80%
721	2,877	80%
721	3,759	84%
721	4,259	86%
690	4,087	86%
690	4,060	85%
690	4,083	86%
690	4,106	86%
690	4,128	86%
690	4,278	86%
690	4,308	86%
690	4,331	86%
690	4,353	86%
690	4,374	86%
690	4,396	86%
690	4,401	86%
690	4,538	87%
690	4,235	86%
690	4,100	86%
690	4,105	86%

Attachment 3-A

D

	Industrial Interruptibles	Other DSM	Gas	Coal	Hydro	Wind	Solar
2018	621	-	721	2,094	10	100	-
2019	621	25	721	2,094	10	100	-
2020	621	52	721	2,094	10	100	-
2021	621	81	721	2,094	10	100	-
2022	621	101	721	2,094	10	100	-
2023	621	125	1,960	469	10	100	-
2024	621	147	1,960	469	10	50	-
2025	621	170	1,960	469	10	50	-
2026	621	194	1,960	469	10	50	-
2027	621	216	1,960	469	10	50	-
2028	621	239	1,960	-	10	50	655
2029	621	262	1,960	-	10	-	655
2030	621	285	1,960	-	10	-	655
2031	621	306	1,960	-	10	-	655
2032	621	328	1,960	-	10	-	655
2033	621	350	1,960	-	10	-	655
2034	621	355	1,960	-	10	-	655
2035	621	358	1,960	-	10	-	776
2036	621	360	1,960	-	10	-	776
2037	621	365	1,960	-	10	-	776
2038	621	370	1,960	-	10	-	776

Gas	Non-Gas	% Non-Gas
721	2,825	80%
721	2,850	80%
721	2,877	80%
721	2,906	80%
721	2,926	80%
1,960	1,325	40%
1,960	1,297	40%
1,960	1,320	40%
1,960	1,344	41%
1,960	1,366	41%
1,960	1,575	45%
1,960	1,548	44%
1,960	1,571	44%
1,960	1,593	45%
1,960	1,614	45%
1,960	1,636	46%
1,960	1,641	46%
1,960	1,764	47%
1,960	1,767	47%
1,960	1,772	47%
1,960	1,777	48%

Attachment 3-A

E

	Industrial Interruptibles	Other DSM	Gas	Coal	Hydro	Wind	Solar
2018	621	-	721	2,094	10	100	-
2019	621	25	721	2,094	10	100	-
2020	621	52	721	2,094	10	700	-
2021	621	81	721	2,094	10	1,149	-
2022	621	101	721	2,094	10	1,149	-
2023	621	125	1,310	469	10	1,149	1,005
2024	621	147	1,310	469	10	1,099	1,005
2025	621	170	1,310	469	10	1,099	1,005
2026	621	194	1,310	469	10	1,099	1,005
2027	621	216	1,310	469	10	1,099	1,005
2028	621	239	1,310	-	10	1,099	1,641
2029	621	262	1,310	-	10	1,049	1,641
2030	621	285	1,310	-	10	1,049	1,641
2031	621	306	1,310	-	10	1,049	1,641
2032	621	328	1,310	-	10	1,049	1,641
2033	621	350	1,310	-	10	1,049	1,641
2034	621	355	1,310	-	10	1,049	1,641
2035	621	358	1,310	-	10	1,049	1,761
2036	621	360	1,310	-	10	1,049	1,761
2037	621	365	1,310	-	10	1,049	1,761
2038	621	370	1,310	-	10	1,049	1,761

Gas	Non-Gas	% Non-Gas
721	2,825	80%
721	2,850	80%
721	3,477	83%
721	3,955	85%
721	3,974	85%
1,310	3,378	72%
1,310	3,351	72%
1,310	3,374	72%
1,310	3,397	72%
1,310	3,420	72%
1,310	3,609	73%
1,310	3,582	73%
1,310	3,605	73%
1,310	3,627	73%
1,310	3,649	74%
1,310	3,670	74%
1,310	3,675	74%
1,310	3,798	74%
1,310	3,801	74%
1,310	3,806	74%
1,310	3,811	74%

Attachment 3-A

F

	Industrial Interruptibles	Other DSM	Gas	Coal	Hydro	Wind	Solar
2018	621	-	721	2,094	10	100	-
2019	621	25	721	2,094	10	100	-
2020	621	52	721	2,094	10	700	-
2021	621	81	721	2,094	10	1,149	-
2022	621	101	721	2,094	10	1,149	-
2023	621	125	690	469	10	1,149	2,290
2024	621	147	690	469	10	1,099	2,290
2025	621	170	690	469	10	1,099	2,290
2026	621	194	690	469	10	1,099	2,290
2027	621	216	690	469	10	1,099	2,290
2028	621	239	690	-	10	1,099	2,881
2029	621	262	690	-	10	1,049	2,881
2030	621	285	690	-	10	1,049	2,881
2031	621	306	690	-	10	1,049	2,881
2032	621	328	690	-	10	1,049	2,881
2033	621	350	690	-	10	1,049	2,881
2034	621	355	690	-	10	1,049	2,881
2035	621	358	690	-	10	1,049	3,001
2036	621	360	690	-	10	1,049	3,001
2037	621	365	690	-	10	1,049	3,001
2038	621	370	690	-	10	1,049	3,001

Gas	Non-Gas	% Non-Gas
721	2,825	80%
721	2,850	80%
721	3,477	83%
721	3,955	85%
721	3,974	85%
690	4,663	87%
690	4,636	87%
690	4,659	87%
690	4,682	87%
690	4,704	87%
690	4,849	88%
690	4,822	87%
690	4,845	88%
690	4,867	88%
690	4,889	88%
690	4,910	88%
690	4,915	88%
690	5,038	88%
690	5,041	88%
690	5,046	88%
690	5,051	88%

Attachment 3-A

% Non-Gas for scorecard - 2025

	A	B	C	D	E	F
2018	80%	80%	80%	80%	80%	80%
2019	80%	80%	80%	80%	80%	80%
2020	80%	80%	80%	80%	83%	83%
2021	80%	84%	84%	80%	85%	85%
2022	80%	86%	86%	80%	85%	85%
2023	45%	79%	86%	40%	72%	87%
2024	44%	79%	85%	40%	72%	87%
2025	45%	79%	86%	40%	72%	87%
2026	45%	79%	86%	41%	72%	87%
2027	45%	79%	86%	41%	72%	87%
2028	48%	80%	86%	45%	73%	88%
2029	59%	86%	86%	44%	73%	87%
2030	59%	86%	86%	44%	73%	88%
2031	59%	86%	86%	45%	73%	88%
2032	59%	86%	86%	45%	74%	88%
2033	60%	87%	86%	46%	74%	88%
2034	60%	87%	86%	46%	74%	88%
2035	61%	87%	87%	47%	74%	88%
2036	61%	86%	86%	47%	74%	88%
2037	61%	86%	86%	47%	74%	88%
2038	61%	86%	86%	48%	74%	88%

Attachment 3-A

UCAP Rating of NIPSCO Portfolio - Replacements (MW)

A

	Industrial Interruptibles	Other DSM	Gas	Coal	Hydro	Wind	Solar
2018	621	-	634	1,855	3	14	-
2019	621	25	634	1,855	3	14	-
2020	621	52	634	1,855	3	14	-
2021	621	81	634	1,855	3	14	-
2022	621	101	634	1,855	3	14	-
2023	621	125	1,566	418	3	14	-
2024	621	147	1,566	418	3	6	-
2025	621	170	1,566	418	3	6	-
2026	621	194	1,566	418	3	6	-
2027	621	216	1,566	418	3	6	-
2028	621	239	1,566	-	3	6	298
2029	621	262	1,316	-	3	-	541
2030	621	285	1,316	-	3	-	541
2031	621	306	1,316	-	3	-	541
2032	621	328	1,316	-	3	-	541
2033	621	350	1,316	-	3	-	541
2034	621	355	1,316	-	3	-	541
2035	621	358	1,316	-	3	-	608
2036	621	360	1,316	-	3	-	608
2037	621	365	1,316	-	3	-	608
2038	621	370	1,316	-	3	-	608

Gas	Non-Gas	% Non-Gas
634	2,494	80%
634	2,519	80%
634	2,546	80%
634	2,575	80%
634	2,595	80%
1,566	1,182	43%
1,566	1,196	43%
1,566	1,219	44%
1,566	1,242	44%
1,566	1,264	45%
1,566	1,167	43%
1,316	1,427	52%
1,316	1,450	52%
1,316	1,472	53%
1,316	1,494	53%
1,316	1,515	54%
1,316	1,520	54%
1,316	1,590	55%
1,316	1,592	55%
1,316	1,598	55%
1,316	1,603	55%

Attachment 3-A

B

	Industrial Interruptibles	Other DSM	Gas	Coal	Hydro	Wind	Solar
2018	621	-	634	1,855	3	14	-
2019	621	25	634	1,855	3	14	-
2020	621	52	634	1,855	3	14	-
2021	621	81	634	1,855	3	142	-
2022	621	101	634	1,855	3	214	-
2023	621	195	866	468	3	214	372
2024	621	217	866	468	3	206	372
2025	621	240	866	468	3	206	372
2026	621	264	866	468	3	206	372
2027	621	286	866	468	3	206	372
2028	621	309	866	50	3	206	678
2029	621	262	616	50	3	200	991
2030	621	285	616	50	3	200	991
2031	621	306	616	50	3	200	991
2032	621	328	616	50	3	200	991
2033	621	350	616	-	3	200	1,096
2034	621	355	616	-	3	200	1,096
2035	621	358	616	-	3	200	1,108
2036	621	360	616	-	3	133	1,179
2037	621	365	616	-	3	103	1,208
2038	621	370	616	-	3	103	1,209

Gas	Non-Gas	% Non-Gas
634	2,494	80%
634	2,519	80%
634	2,546	80%
634	2,703	81%
634	2,795	82%
866	1,874	68%
866	1,888	69%
866	1,911	69%
866	1,934	69%
866	1,956	69%
866	1,867	68%
616	2,127	78%
616	2,150	78%
616	2,172	78%
616	2,194	78%
616	2,271	79%
616	2,275	79%
616	2,290	79%
616	2,296	79%
616	2,301	79%
616	2,306	79%

Attachment 3-A

C

	Industrial Interruptibles	Other DSM	Gas	Coal	Hydro	Wind	Solar
2018	621	-	634	1,855	3	14	-
2019	621	25	634	1,855	3	14	-
2020	621	52	634	1,855	3	14	-
2021	621	81	634	1,855	3	142	-
2022	621	101	634	1,855	3	214	-
2023	621	125	616	418	3	214	680
2024	621	147	616	418	3	206	680
2025	621	170	616	418	3	206	680
2026	621	194	616	418	3	206	680
2027	621	216	616	418	3	206	680
2028	621	239	616	-	3	206	978
2029	621	262	616	-	3	200	1,041
2030	621	285	616	-	3	200	1,041
2031	621	306	616	-	3	200	1,041
2032	621	328	616	-	3	200	1,041
2033	621	350	616	-	3	200	1,041
2034	621	355	616	-	3	200	1,041
2035	621	358	616	-	3	200	1,108
2036	621	360	616	-	3	133	1,179
2037	621	365	616	-	3	103	1,208
2038	621	370	616	-	3	103	1,209

Gas	Non-Gas	% Non-Gas
634	2,494	80%
634	2,519	80%
634	2,546	80%
634	2,703	81%
634	2,795	82%
616	2,061	77%
616	2,075	77%
616	2,098	77%
616	2,122	78%
616	2,144	78%
616	2,047	77%
616	2,127	78%
616	2,150	78%
616	2,172	78%
616	2,194	78%
616	2,215	78%
616	2,220	78%
616	2,290	79%
616	2,296	79%
616	2,301	79%
616	2,306	79%

Attachment 3-A

D

	Industrial Interruptibles	Other DSM	Gas	Coal	Hydro	Wind	Solar
2018	621	-	634	1,855	3	14	-
2019	621	25	634	1,855	3	14	-
2020	621	52	634	1,855	3	14	-
2021	621	81	634	1,855	3	14	-
2022	621	101	634	1,855	3	14	-
2023	621	125	1,886	418	3	14	-
2024	621	147	1,886	418	3	6	-
2025	621	170	1,886	418	3	6	-
2026	621	194	1,886	418	3	6	-
2027	621	216	1,886	418	3	6	-
2028	621	239	1,886	-	3	6	328
2029	621	262	1,886	-	3	-	328
2030	621	285	1,886	-	3	-	328
2031	621	306	1,886	-	3	-	328
2032	621	328	1,886	-	3	-	328
2033	621	350	1,886	-	3	-	328
2034	621	355	1,886	-	3	-	328
2035	621	358	1,886	-	3	-	388
2036	621	360	1,886	-	3	-	388
2037	621	365	1,886	-	3	-	388
2038	621	370	1,886	-	3	-	388

Gas	Non-Gas	% Non-Gas
634	2,494	80%
634	2,519	80%
634	2,546	80%
634	2,575	80%
634	2,595	80%
1,886	1,182	39%
1,886	1,196	39%
1,886	1,219	39%
1,886	1,242	40%
1,886	1,264	40%
1,886	1,197	39%
1,886	1,214	39%
1,886	1,237	40%
1,886	1,258	40%
1,886	1,280	40%
1,886	1,302	41%
1,886	1,307	41%
1,886	1,370	42%
1,886	1,372	42%
1,886	1,378	42%
1,886	1,383	42%

Attachment 3-A

E

	Industrial Interruptibles	Other DSM	Gas	Coal	Hydro	Wind	Solar
2018	621	-	634	1,855	3	14	-
2019	621	25	634	1,855	3	14	-
2020	621	52	634	1,855	3	104	-
2021	621	81	634	1,855	3	172	-
2022	621	101	634	1,855	3	172	-
2023	621	125	1,236	418	3	172	503
2024	621	147	1,236	418	3	163	503
2025	621	170	1,236	418	3	163	503
2026	621	194	1,236	418	3	163	503
2027	621	216	1,236	418	3	163	503
2028	621	239	1,236	-	3	163	820
2029	621	262	1,236	-	3	157	820
2030	621	285	1,236	-	3	157	820
2031	621	306	1,236	-	3	157	820
2032	621	328	1,236	-	3	157	820
2033	621	350	1,236	-	3	157	820
2034	621	355	1,236	-	3	157	820
2035	621	358	1,236	-	3	157	881
2036	621	360	1,236	-	3	157	881
2037	621	365	1,236	-	3	157	881
2038	621	370	1,236	-	3	157	881

Gas	Non-Gas	% Non-Gas
634	2,494	80%
634	2,519	80%
634	2,636	81%
634	2,732	81%
634	2,752	81%
1,236	1,841	60%
1,236	1,856	60%
1,236	1,879	60%
1,236	1,902	61%
1,236	1,924	61%
1,236	1,847	60%
1,236	1,864	60%
1,236	1,887	60%
1,236	1,908	61%
1,236	1,930	61%
1,236	1,952	61%
1,236	1,957	61%
1,236	2,020	62%
1,236	2,022	62%
1,236	2,028	62%
1,236	2,033	62%

Attachment 3-A

F

	Industrial Interruptibles	Other DSM	Gas	Coal	Hydro	Wind	Solar
2018	621	-	634	1,855	3	14	-
2019	621	25	634	1,855	3	14	-
2020	621	52	634	1,855	3	104	-
2021	621	81	634	1,855	3	172	-
2022	621	101	634	1,855	3	172	-
2023	621	125	616	418	3	172	1,145
2024	621	147	616	418	3	163	1,145
2025	621	170	616	418	3	163	1,145
2026	621	194	616	418	3	163	1,145
2027	621	216	616	418	3	163	1,145
2028	621	239	616	-	3	163	1,440
2029	621	262	616	-	3	157	1,440
2030	621	285	616	-	3	157	1,440
2031	621	306	616	-	3	157	1,440
2032	621	328	616	-	3	157	1,440
2033	621	350	616	-	3	157	1,440
2034	621	355	616	-	3	157	1,440
2035	621	358	616	-	3	157	1,501
2036	621	360	616	-	3	157	1,501
2037	621	365	616	-	3	157	1,501
2038	621	370	616	-	3	157	1,501

Gas	Non-Gas	% Non-Gas
634	2,494	80%
634	2,519	80%
634	2,636	81%
634	2,732	81%
634	2,752	81%
616	2,484	80%
616	2,498	80%
616	2,521	80%
616	2,544	81%
616	2,567	81%
616	2,467	80%
616	2,484	80%
616	2,507	80%
616	2,528	80%
616	2,550	81%
616	2,572	81%
616	2,577	81%
616	2,640	81%
616	2,642	81%
616	2,648	81%
616	2,653	81%

Attachment 3-A

	A	B	C	D	E	F
2018	80%	80%	80%	80%	80%	80%
2019	80%	80%	80%	80%	80%	80%
2020	80%	80%	80%	80%	81%	81%
2021	80%	81%	81%	80%	81%	81%
2022	80%	82%	82%	80%	81%	81%
2023	43%	68%	77%	39%	60%	80%
2024	43%	69%	77%	39%	60%	80%
2025	44%	69%	77%	39%	60%	80%
2026	44%	69%	78%	40%	61%	81%
2027	45%	69%	78%	40%	61%	81%
2028	43%	68%	77%	39%	60%	80%
2029	52%	78%	78%	39%	60%	80%
2030	52%	78%	78%	40%	60%	80%
2031	53%	78%	78%	40%	61%	80%
2032	53%	78%	78%	40%	61%	81%
2033	54%	79%	78%	41%	61%	81%
2034	54%	79%	78%	41%	61%	81%
2035	55%	79%	79%	42%	62%	81%
2036	55%	79%	79%	42%	62%	81%
2037	55%	79%	79%	42%	62%	81%
2038	55%	79%	79%	42%	62%	81%

Attachment 3-A

Generation Mix by Type (MWh)

A

	Coal	Gas	Hydro	Wind	Solar	DSM	Other
2018	9,878,405	3,634,537	25,485	272,191	30,932	36,449	105,961
2019	9,050,745	3,849,563	25,485	273,150	40,549	158,045	105,961
2020	9,971,194	3,304,965	25,554	277,214	40,665	280,292	106,251
2021	10,260,066	2,502,770	25,485	276,335	40,549	408,381	135,395
2022	10,347,518	2,681,513	25,485	276,335	40,549	518,916	135,395
2023	6,233,891	5,105,994	25,485	276,335	40,549	635,280	135,395
2024	3,265,981	7,495,805	25,554	168,094	40,665	753,041	135,766
2025	2,877,694	7,556,018	25,485	124,848	40,549	868,903	135,395
2026	2,758,301	8,006,593	25,485	124,848	40,549	989,192	135,395
2027	3,094,761	7,157,782	25,485	124,848	40,549	1,103,430	135,395
2028	702,520	7,843,313	25,554	125,260	843,355	1,216,521	135,766
2029	-	6,035,030	25,485	60,846	2,007,558	1,323,480	135,395
2030	-	6,055,733	25,485	4,782	2,422,800	1,434,298	135,395
2031	-	6,129,946	25,485	4,782	2,422,800	1,534,524	135,395
2032	-	6,095,444	25,554	4,798	2,427,691	1,637,137	135,766
2033	-	5,905,719	25,485	4,782	2,422,800	1,738,635	135,395
2034	-	6,164,516	25,485	4,782	2,422,800	1,753,591	135,395
2035	-	5,511,777	25,485	4,782	2,603,574	1,763,771	135,395
2036	-	6,093,817	25,554	4,798	2,723,311	1,769,569	135,766
2037	-	5,720,837	25,485	4,782	2,717,830	1,755,674	135,395
2038	-	5,638,324	25,485	4,782	2,717,830	1,777,664	135,395

B

	Coal	Gas	Hydro	Wind	Solar	DSM	Other
2018	9,878,405	3,634,537	25,485	272,191	30,932	36,449	105,961
2019	9,050,745	3,849,563	25,485	273,150	40,549	158,045	105,961
2020	9,971,194	3,304,965	25,554	277,214	40,665	280,292	106,251
2021	10,260,066	2,502,770	25,485	2,023,689	40,549	408,381	135,395
2022	10,347,518	2,681,513	25,485	4,331,286	40,549	518,916	135,395
2023	6,233,891	3,086,602	25,485	5,022,446	1,005,667	635,280	135,396
2024	3,265,981	3,817,856	25,554	4,930,725	1,625,182	753,041	135,766
2025	2,877,694	3,817,120	25,485	4,870,958	1,613,721	868,903	135,396
2026	2,758,301	4,073,640	25,485	4,870,958	1,605,726	989,192	135,428
2027	3,094,761	3,578,608	25,485	4,870,958	1,597,801	1,103,430	135,497
2028	702,520	3,954,113	25,554	4,887,891	2,417,545	1,216,521	135,865
2029	-	2,474,859	25,485	4,806,957	3,773,104	1,323,480	135,604
2030	-	2,568,942	25,485	4,750,892	4,301,382	1,434,298	135,652
2031	-	2,569,706	25,485	4,750,892	4,293,357	1,534,524	135,657
2032	-	2,587,643	25,554	4,767,429	4,294,134	1,637,137	136,005
2033	-	2,406,608	25,485	4,750,892	4,562,126	1,738,635	135,395
2034	-	2,604,985	25,485	4,750,892	4,734,113	1,753,591	135,395
2035	-	2,244,864	25,485	4,750,892	4,758,812	1,763,771	135,395
2036	-	2,570,671	25,554	3,135,443	4,971,718	1,769,569	135,766
2037	-	2,303,233	25,485	2,497,314	5,154,665	1,755,674	135,395
2038	-	2,296,387	25,485	2,497,314	5,050,168	1,777,664	135,395

Attachment 3-A

C

	Coal	Gas	Hydro	Wind	Solar	DSM	Other
2018	9,878,405	3,634,537	25,485	272,191	30,932	36,449	105,961
2019	9,050,745	3,849,563	25,485	273,150	40,549	158,045	105,961
2020	9,971,194	3,304,965	25,554	277,214	40,665	280,292	106,251
2021	10,260,066	2,502,770	25,485	2,023,689	40,549	408,381	135,395
2022	10,347,518	2,681,513	25,485	4,331,286	40,549	518,916	135,395
2023	6,233,891	2,459,650	25,485	5,022,446	1,808,734	635,280	135,395
2024	3,265,981	2,721,216	25,554	4,930,725	2,949,575	753,041	135,766
2025	2,877,694	2,755,157	25,485	4,870,958	2,928,644	868,903	135,395
2026	2,758,301	2,901,218	25,485	4,870,958	2,914,008	989,192	135,395
2027	3,094,761	2,513,327	25,485	4,870,958	2,899,442	1,103,430	135,395
2028	702,520	2,834,969	25,554	4,887,891	3,695,081	1,216,521	135,766
2029	-	2,474,859	25,485	4,806,957	4,353,909	1,323,480	135,395
2030	-	2,568,942	25,485	4,750,892	4,450,547	1,434,298	135,395
2031	-	2,569,706	25,485	4,750,892	4,435,881	1,534,524	135,395
2032	-	2,587,643	25,554	4,767,429	4,430,462	1,637,137	135,766
2033	-	2,406,608	25,485	4,750,892	4,406,717	1,738,635	135,395
2034	-	2,604,985	25,485	4,750,892	4,392,153	1,753,591	135,395
2035	-	2,244,864	25,485	4,750,892	4,561,284	1,763,771	135,395
2036	-	2,570,671	25,554	3,135,443	4,862,144	1,769,569	135,766
2037	-	2,303,233	25,485	2,497,314	5,038,500	1,755,674	135,395
2038	-	2,296,387	25,485	2,497,314	4,928,691	1,777,664	135,395

D

	Coal	Gas	Hydro	Wind	Solar	DSM	Other
2018	9,878,405	3,634,537	25,485	272,191	30,932	36,449	105,961
2019	9,050,745	3,849,563	25,485	273,150	40,549	158,045	105,961
2020	9,971,194	3,304,965	25,554	277,214	40,665	280,292	106,251
2021	10,260,066	2,502,770	25,485	276,335	40,549	408,381	135,395
2022	10,347,518	2,681,513	25,485	276,335	40,549	518,916	135,395
2023	6,233,891	6,107,687	25,485	276,335	40,549	635,280	135,395
2024	3,265,981	9,364,441	25,554	168,094	40,665	753,041	135,766
2025	2,877,694	9,538,870	25,485	124,848	40,549	868,903	135,395
2026	2,758,301	10,032,249	25,485	124,848	40,549	989,192	135,395
2027	3,094,761	9,002,510	25,485	124,848	40,549	1,103,430	135,395
2028	702,520	9,868,858	25,554	125,260	924,298	1,216,521	135,766
2029	-	8,966,131	25,485	60,846	1,482,670	1,323,480	135,395
2030	-	8,860,105	25,485	4,782	1,482,670	1,434,298	135,395
2031	-	9,063,633	25,485	4,782	1,482,670	1,534,524	135,395
2032	-	8,949,422	25,554	4,798	1,485,676	1,637,137	135,766
2033	-	8,714,884	25,485	4,782	1,482,670	1,738,635	135,395
2034	-	9,055,426	25,485	4,782	1,482,670	1,753,591	135,395
2035	-	8,150,362	25,485	4,782	1,645,906	1,763,771	135,395
2036	-	8,946,848	25,554	4,798	1,752,617	1,769,569	135,766
2037	-	8,509,380	25,485	4,782	1,749,077	1,755,674	135,395
2038	-	8,363,842	25,485	4,782	1,749,077	1,777,664	135,395

Attachment 3-A

E

	Coal	Gas	Hydro	Wind	Solar	DSM	Other
2018	9,878,405	3,634,537	25,485	272,191	30,932	36,449	105,961
2019	9,050,745	3,849,563	25,485	273,150	40,549	158,045	105,961
2020	9,971,194	3,304,965	25,554	1,437,731	40,665	280,292	106,251
2021	10,260,066	2,502,770	25,485	3,421,838	40,549	408,381	135,395
2022	10,347,518	2,681,513	25,485	4,270,570	40,549	518,916	135,395
2023	6,233,891	4,269,895	25,485	4,270,570	1,405,843	635,280	135,395
2024	3,265,981	6,017,242	25,554	4,176,232	2,276,293	753,041	135,766
2025	2,877,694	6,136,204	25,485	4,119,082	2,260,289	868,903	135,395
2026	2,758,301	6,452,979	25,485	4,119,082	2,249,078	989,192	135,395
2027	3,094,761	5,745,204	25,485	4,119,082	2,237,867	1,103,430	135,395
2028	702,520	6,329,406	25,554	4,133,397	3,089,357	1,216,521	135,766
2029	-	5,726,119	25,485	4,055,080	3,615,734	1,323,480	135,395
2030	-	5,686,874	25,485	3,999,016	3,606,766	1,434,298	135,395
2031	-	5,823,558	25,485	3,999,016	3,595,555	1,534,524	135,395
2032	-	5,757,071	25,554	4,012,936	3,591,760	1,637,137	135,766
2033	-	5,530,442	25,485	3,999,016	3,573,133	1,738,635	135,395
2034	-	5,815,998	25,485	3,999,016	3,561,922	1,753,591	135,395
2035	-	5,177,236	25,485	3,999,016	3,716,190	1,763,771	135,395
2036	-	5,740,532	25,554	4,012,936	3,816,011	1,769,569	135,766
2037	-	5,399,115	25,485	3,999,016	3,796,939	1,755,674	135,395
2038	-	5,322,438	25,485	3,999,016	3,787,971	1,777,664	135,395

F

	Coal	Gas	Hydro	Wind	Solar	DSM	Other
2018	9,878,405	3,634,537	25,485	272,191	30,932	36,449	105,961
2019	9,050,745	3,849,563	25,485	273,150	40,549	158,045	105,961
2020	9,971,194	3,304,965	25,554	1,437,731	40,665	280,292	106,251
2021	10,260,066	2,502,770	25,485	3,421,838	40,549	408,381	135,395
2022	10,347,518	2,681,513	25,485	4,270,570	40,549	518,916	135,395
2023	6,233,891	2,459,650	25,485	4,270,570	3,135,874	635,280	135,395
2024	3,265,981	2,721,216	25,554	4,176,232	5,111,087	753,041	135,766
2025	2,877,694	2,755,157	25,485	4,119,082	5,074,908	868,903	135,395
2026	2,758,301	2,901,218	25,485	4,119,082	5,049,460	989,192	135,395
2027	3,094,761	2,513,327	25,485	4,119,082	5,024,042	1,103,430	135,395
2028	702,520	2,834,969	25,554	4,133,397	5,806,435	1,216,521	135,766
2029	-	2,474,859	25,485	4,055,080	6,274,442	1,323,480	135,395
2030	-	2,568,942	25,485	3,999,016	6,254,111	1,434,298	135,395
2031	-	2,569,706	25,485	3,999,016	6,228,649	1,534,524	135,395
2032	-	2,587,643	25,554	4,012,936	6,216,109	1,637,137	135,766
2033	-	2,406,608	25,485	3,999,016	6,177,800	1,738,635	135,395
2034	-	2,604,985	25,485	3,999,016	6,152,386	1,753,591	135,395
2035	-	2,244,864	25,485	3,999,016	6,295,291	1,763,771	135,395
2036	-	2,570,671	25,554	4,012,936	6,386,248	1,769,569	135,766
2037	-	2,303,233	25,485	3,999,016	6,347,563	1,755,674	135,395
2038	-	2,296,387	25,485	3,999,016	6,327,230	1,777,664	135,395

Attachment 3-A

Portfolio CO2 Emissions - Owned resources and contracted resources

CO2 Emissions (short tons)

Portfolio	A	B	C	D	E	F
Scenario	Base Case	Base Case	Base Case	Base Case	Base Case	Base Case
2018	12,713,262	12,713,262	12,713,262	12,713,262	12,713,262	12,713,262
2019	11,935,241	11,935,241	11,935,241	11,935,241	11,935,241	11,935,241
2020	12,666,292	12,666,292	12,666,292	12,666,292	12,666,292	12,666,292
2021	12,572,618	12,572,618	12,572,618	12,572,618	12,572,618	12,572,618
2022	12,774,622	12,774,622	12,774,622	12,774,622	12,774,622	12,774,622
2023	9,033,739	8,259,270	7,989,920	9,373,101	8,668,278	7,989,920
2024	6,561,288	5,149,296	4,677,958	7,198,338	5,913,323	4,677,958
2025	6,163,609	4,726,811	4,269,914	6,846,047	5,538,457	4,269,914
2026	6,224,165	4,714,730	4,211,079	6,915,806	5,542,112	4,211,079
2027	6,250,978	4,878,167	4,420,945	6,880,682	5,631,325	4,420,945
2028	3,916,372	2,423,787	1,943,292	4,611,244	3,252,884	1,943,292
2029	2,399,022	1,033,971	1,033,971	3,494,294	2,251,999	1,033,971
2030	2,407,501	1,069,746	1,069,746	3,455,212	2,237,759	1,069,746
2031	2,435,972	1,070,138	1,070,138	3,532,645	2,289,638	1,070,138
2032	2,422,426	1,077,548	1,077,548	3,488,400	2,264,464	1,077,548
2033	2,344,797	1,002,307	1,002,307	3,394,284	2,172,522	1,002,307
2034	2,450,444	1,084,820	1,084,820	3,530,917	2,288,101	1,084,820
2035	2,188,052	934,832	934,832	3,173,698	2,033,178	934,832
2036	2,421,914	1,070,515	1,070,515	3,487,833	2,257,962	1,070,515
2037	2,270,399	959,289	959,289	3,312,263	2,119,058	959,289

Attachment 3-A

CO2 Emissions (metric tonnes) - 2030 used for scorecard

Portfolio	A	B	C	D	E	F
Scenario	Base Case	Base Case	Base Case	Base Case	Base Case	Base Case
2018	11,533,280	11,533,280	11,533,280	11,533,280	11,533,280	11,533,280
2019	10,827,472	10,827,472	10,827,472	10,827,472	10,827,472	10,827,472
2020	11,490,671	11,490,671	11,490,671	11,490,671	11,490,671	11,490,671
2021	11,405,690	11,405,690	11,405,690	11,405,690	11,405,690	11,405,690
2022	11,588,946	11,588,946	11,588,946	11,588,946	11,588,946	11,588,946
2023	8,195,272	7,492,685	7,248,335	8,503,137	7,863,732	7,248,335
2024	5,952,302	4,671,364	4,243,773	6,530,224	5,364,478	4,243,773
2025	5,591,534	4,288,092	3,873,602	6,210,632	5,024,405	3,873,602
2026	5,646,469	4,277,132	3,820,228	6,273,916	5,027,721	3,820,228
2027	5,670,793	4,425,400	4,010,615	6,242,051	5,108,654	4,010,615
2028	3,552,874	2,198,824	1,762,925	4,183,252	2,950,968	1,762,925
2029	2,176,357	938,003	938,003	3,169,971	2,042,980	938,003
2030	2,184,049	970,458	970,458	3,134,517	2,030,061	970,458
2031	2,209,877	970,813	970,813	3,204,763	2,077,125	970,813
2032	2,197,588	977,535	977,535	3,164,624	2,054,288	977,535
2033	2,127,164	909,278	909,278	3,079,244	1,970,879	909,278
2034	2,223,006	984,132	984,132	3,203,195	2,075,731	984,132
2035	1,984,968	848,065	848,065	2,879,132	1,844,468	848,065
2036	2,197,124	971,155	971,155	3,164,110	2,048,390	971,155
2037	2,059,672	870,252	870,252	3,004,835	1,922,378	870,252

Attachment 3-A

**Revenue Requirement Summary by Component (nominal \$) -
Retirement Portfolios**

BASE CASE

Portfolio 1

NPV (millions of \$)	Category	2018	2019	2020	2021	2022
7,692	Total Portfolio Cost	441,497,023	443,241,178	470,568,781	493,309,930	469,600,699
6,318	Total Owned Cost	346,819,813	315,337,094	354,413,344	353,571,406	372,183,781
997	Net Market Purchases	58,877,355	71,782,295	57,747,832	77,202,762	54,930,559
377	Contract Cost	35,799,855	56,121,789	58,407,605	62,535,762	42,486,359
2,067	FOM	133,370,882	164,451,192	151,419,421	165,369,278	146,399,364
2,357	Book Depreciation	220,968,273	225,910,788	229,382,567	239,259,413	242,896,641
768	Taxes	71,135,155	69,845,181	66,424,950	64,847,590	69,249,701
1,681	Capital Charge	161,830,191	157,986,176	148,612,479	142,935,712	149,254,181
836	Other Fixed Charges	52,280,063	54,407,421	56,629,135	58,339,564	59,779,203
15,400	Total Revenue Requirement	1,081,081,587	1,115,841,935	1,123,037,333	1,164,061,487	1,137,179,789

Portfolio 2

NPV (millions of \$)	Category	2018	2019	2020	2021	2022
6,794	Total Portfolio Cost	441,497,023	443,241,178	470,568,781	475,447,996	464,764,445
4,720	Total Owned Cost	346,819,813	315,337,094	354,413,344	353,571,406	372,183,781
273	Net Market Purchases	58,877,355	71,782,295	57,747,832	(13,931,051)	(72,516,508)
1,800	Contract Cost	35,799,855	56,121,789	58,407,605	135,807,641	165,097,172
1,764	FOM	136,950,000	177,482,288	163,501,845	176,802,274	163,682,066
1,870	Book Depreciation	217,220,321	221,310,490	224,303,185	228,565,552	220,738,653
531	Taxes	68,275,545	66,660,519	62,774,070	58,680,131	56,359,938
1,178	Capital Charge	156,093,614	151,597,521	141,288,560	130,563,357	123,396,415
775	Other Fixed Charges	49,718,063	51,845,421	54,067,135	55,777,564	57,217,203
12,911	Total Revenue Requirement	1,069,754,568	1,112,137,417	1,116,503,578	1,125,836,874	1,086,158,720

Attachment 3-A

BASE CASE

Portfolio 1

NPV (millions of \$)	Category	2023	2024	2025	2026	2027
7,692	Total Portfolio Cost	487,639,180	496,459,352	525,180,961	683,617,613	711,354,152
6,318	Total Owned Cost	412,242,156	482,890,000	461,250,813	608,920,813	610,569,563
997	Net Market Purchases	31,042,684	(26,184,258)	25,920,320	36,055,516	61,303,078
377	Contract Cost	44,354,340	39,753,609	38,009,828	38,641,285	39,481,512
2,067	FOM	196,811,700	159,111,139	207,322,492	165,554,504	171,349,942
2,357	Book Depreciation	227,274,161	243,457,870	246,849,912	249,570,035	248,386,785
768	Taxes	80,477,267	91,097,082	91,821,028	86,101,205	79,788,577
1,681	Capital Charge	169,264,987	188,056,604	186,996,417	173,495,423	160,061,460
836	Other Fixed Charges	65,995,905	67,549,294	69,144,350	70,742,063	72,388,370
15,400	Total Revenue Requirement	1,227,463,199	1,245,731,341	1,327,315,159	1,429,080,843	1,443,329,287

Portfolio 2

NPV (millions of \$)	Category	2023	2024	2025	2026	2027
6,794	Total Portfolio Cost	485,947,043	501,745,348	520,798,625	616,696,844	632,290,789
4,720	Total Owned Cost	332,344,719	336,512,031	310,415,125	424,099,219	423,985,813
273	Net Market Purchases	(53,381,957)	(37,876,668)	9,179,266	(9,623,813)	4,967,633
1,800	Contract Cost	206,984,281	203,109,984	201,204,234	202,221,438	203,337,344
1,764	FOM	191,643,128	123,275,967	150,031,441	127,986,176	129,205,110
1,870	Book Depreciation	185,428,564	185,174,816	186,832,524	189,215,769	187,279,599
531	Taxes	56,469,037	54,726,673	50,113,965	45,747,517	41,369,493
1,178	Capital Charge	121,102,801	115,095,024	103,329,134	92,543,107	82,990,093
775	Other Fixed Charges	59,541,905	61,095,294	62,690,350	64,288,063	65,934,370
12,911	Total Revenue Requirement	1,100,132,478	1,041,113,122	1,073,796,038	1,136,477,476	1,139,069,455

Attachment 3-A

BASE CASE

Portfolio 1

NPV (millions of \$)	Category	2028	2029	2030	2031	2032
7,692	Total Portfolio Cost	727,641,277	743,969,547	775,517,774	803,700,441	831,073,688
6,318	Total Owned Cost	639,613,188	624,411,000	702,495,125	685,532,000	724,573,188
997	Net Market Purchases	66,566,883	102,625,801	60,130,594	105,241,586	94,208,805
377	Contract Cost	21,461,207	16,932,746	12,892,056	12,926,855	12,291,695
2,067	FOM	175,695,389	178,355,398	183,430,417	185,648,924	190,359,427
2,357	Book Depreciation	231,395,217	222,737,973	164,916,905	166,550,585	122,200,086
768	Taxes	73,294,576	66,653,286	61,742,810	58,066,176	54,815,031
1,681	Capital Charge	147,034,040	133,711,148	123,860,391	116,484,806	109,962,782
836	Other Fixed Charges	74,087,874	75,805,631	77,566,292	79,318,693	81,137,354
15,400	Total Revenue Requirement	1,429,148,372	1,421,232,982	1,387,034,590	1,409,769,625	1,389,548,367

Portfolio 2

NPV (millions of \$)	Category	2028	2029	2030	2031	2032
6,794	Total Portfolio Cost	633,411,977	640,612,727	658,819,617	674,590,914	685,017,422
4,720	Total Owned Cost	441,289,719	423,378,375	497,861,813	470,559,875	498,947,281
273	Net Market Purchases	6,119,758	35,913,070	(16,669,867)	26,007,086	7,995,500
1,800	Contract Cost	186,002,500	181,321,281	177,627,672	178,023,953	178,074,641
1,764	FOM	132,707,660	134,507,914	138,705,984	140,030,002	143,828,127
1,870	Book Depreciation	169,520,054	160,079,473	101,459,400	102,278,096	57,096,314
531	Taxes	36,531,997	31,522,829	28,228,304	26,163,190	24,532,109
1,178	Capital Charge	73,285,739	63,236,998	56,627,949	52,485,187	49,213,125
775	Other Fixed Charges	67,633,874	69,351,631	71,112,292	72,864,693	74,683,354
12,911	Total Revenue Requirement	1,113,091,300	1,099,311,572	1,054,953,546	1,068,412,082	1,034,370,450

Attachment 3-A

BASE CASE

Portfolio 1

NPV (millions of \$)	Category	2033	2034	2035	2036	2037
7,692	<i>Total Portfolio Cost</i>	875,282,206	910,025,842	818,280,492	855,198,798	891,630,908
6,318	<i>Total Owned Cost</i>	760,053,000	784,346,250	689,343,000	688,725,188	653,106,875
997	<i>Net Market Purchases</i>	102,930,578	114,542,383	118,427,039	157,437,645	229,483,641
377	<i>Contract Cost</i>	12,298,628	11,137,209	10,510,453	9,035,966	9,040,393
2,067	<i>FOM</i>	193,242,466	198,741,612	185,530,183	190,346,427	193,180,444
2,357	<i>Book Depreciation</i>	120,144,447	122,393,741	157,035,194	157,876,679	159,106,464
768	<i>Taxes</i>	52,367,173	47,165,594	61,853,739	76,690,498	69,665,565
1,681	<i>Capital Charge</i>	105,052,208	100,199,648	134,771,188	163,582,610	148,537,953
836	<i>Other Fixed Charges</i>	83,012,925	84,920,910	84,323,729	86,351,061	87,929,191
15,400	<i>Total Revenue Requirement</i>	1,429,101,425	1,463,447,348	1,441,794,526	1,530,046,072	1,550,050,525

Portfolio 2

NPV (millions of \$)	Category	2033	2034	2035	2036	2037
6,794	<i>Total Portfolio Cost</i>	709,520,766	732,280,508	650,990,555	673,646,219	695,064,211
4,720	<i>Total Owned Cost</i>	530,731,063	543,003,125	447,936,094	439,242,656	390,805,500
273	<i>Net Market Purchases</i>	733,109	12,226,898	26,332,789	58,550,813	128,738,602
1,800	<i>Contract Cost</i>	178,056,594	177,050,484	176,721,672	175,852,750	175,520,109
1,764	<i>FOM</i>	145,780,540	150,330,447	132,836,739	136,595,799	138,351,421
1,870	<i>Book Depreciation</i>	54,192,765	55,577,191	84,504,794	84,412,375	84,689,544
531	<i>Taxes</i>	23,720,586	19,880,983	33,218,919	47,317,166	42,510,604
1,178	<i>Capital Charge</i>	47,585,153	46,051,197	78,475,859	105,756,482	95,112,736
775	<i>Other Fixed Charges</i>	76,558,925	78,466,910	77,869,729	79,897,061	81,475,191
12,911	<i>Total Revenue Requirement</i>	1,057,358,734	1,082,587,237	1,057,896,594	1,127,625,102	1,137,203,707

Attachment 3-A

BASE CASE

Portfolio 1

NPV (millions of \$)	Category	2038	2039	2040	2041	2042
7,692	Total Portfolio Cost	915,523,913	934,749,915	954,379,663	974,421,636	994,884,491
6,318	Total Owned Cost	720,041,875	735,162,754	750,601,172	766,363,797	782,457,437
997	Net Market Purchases	186,440,445	190,355,695	194,353,164	198,434,581	202,601,707
377	Contract Cost	9,041,593	9,231,466	9,425,327	9,623,259	9,825,347
2,067	FOM	198,125,580	202,286,217	206,534,228	210,871,446	215,299,747
2,357	Book Depreciation	151,801,067	150,667,052	150,269,601	144,781,649	131,332,851
768	Taxes	49,367,691	31,009,785	28,850,179	27,475,187	26,705,321
1,681	Capital Charge	137,382,501	126,170,769	113,048,156	101,585,247	91,601,028
836	Other Fixed Charges	89,540,462	91,420,812	93,340,649	95,300,802	97,302,119
15,400	Total Revenue Requirement	1,541,741,214	1,536,304,550	1,546,422,475	1,554,435,968	1,557,125,557

Portfolio 2

NPV (millions of \$)	Category	2038	2039	2040	2041	2042
6,794	Total Portfolio Cost	712,991,359	727,964,178	743,251,426	758,859,706	774,795,759
4,720	Total Owned Cost	451,180,125	460,654,908	470,328,661	480,205,563	490,289,879
273	Net Market Purchases	86,149,469	87,958,608	89,805,738	91,691,659	93,617,184
1,800	Contract Cost	175,661,766	179,350,663	183,117,027	186,962,484	190,888,696
1,764	FOM	141,465,823	144,436,605	147,469,774	150,566,639	153,728,539
1,870	Book Depreciation	79,354,619	78,647,506	78,400,018	76,999,764	74,365,930
531	Taxes	33,305,631	25,090,202	23,103,277	21,708,642	20,662,587
1,178	Capital Charge	86,870,004	79,575,415	72,552,713	66,776,654	61,787,173
775	Other Fixed Charges	83,086,462	84,831,278	86,612,734	88,431,602	90,288,666
12,911	Total Revenue Requirement	1,137,073,898	1,140,545,184	1,151,389,942	1,163,343,006	1,175,628,654

Attachment 3-A

BASE CASE

Portfolio 1

NPV (millions of \$)	Category	2043	2044	2045	2046	2047
7,692	Total Portfolio Cost	1,015,777,065	1,037,108,383	1,058,887,660	1,081,124,300	1,103,827,911
6,318	Total Owned Cost	798,889,043	815,665,713	832,794,693	850,283,381	868,139,332
997	Net Market Purchases	206,856,343	211,200,326	215,635,533	220,163,879	224,787,320
377	Contract Cost	10,031,680	10,242,345	10,457,434	10,677,040	10,901,258
2,067	FOM	219,821,041	224,437,283	229,150,466	233,962,626	238,875,841
2,357	Book Depreciation	108,102,923	92,524,726	92,837,757	93,157,363	93,483,680
768	Taxes	26,301,291	25,976,037	25,256,912	24,282,867	23,344,262
1,681	Capital Charge	83,151,232	76,388,148	70,451,463	64,654,874	58,929,380
836	Other Fixed Charges	99,345,464	101,431,718	103,561,785	105,736,582	107,957,050
15,400	Total Revenue Requirement	1,552,499,017	1,557,866,296	1,580,146,043	1,602,918,612	1,626,418,124

Portfolio 2

NPV (millions of \$)	Category	2043	2044	2045	2046	2047
6,794	Total Portfolio Cost	791,066,470	807,678,866	824,640,122	841,957,565	859,638,674
4,720	Total Owned Cost	500,585,967	511,098,272	521,831,336	532,789,794	543,978,380
273	Net Market Purchases	95,583,145	97,590,391	99,639,789	101,732,224	103,868,601
1,800	Contract Cost	194,897,359	198,990,204	203,168,998	207,435,547	211,791,693
1,764	FOM	156,956,838	160,252,932	163,618,243	167,054,226	170,562,365
1,870	Book Depreciation	72,758,582	73,017,159	73,281,165	73,550,716	73,825,927
531	Taxes	19,667,488	18,671,310	17,671,745	16,691,425	15,736,693
1,178	Capital Charge	57,085,503	52,576,168	48,136,351	43,735,140	39,385,259
775	Other Fixed Charges	92,184,728	94,120,607	96,097,140	98,115,179	100,175,598
12,911	Total Revenue Requirement	1,189,719,610	1,206,317,041	1,223,444,767	1,241,104,252	1,259,324,516

Attachment 3-A

Portfolio 3

NPV (millions of \$)	Category	2018	2019	2020	2021	2022
5,964	Total Portfolio Cost	441,497,023	443,241,178	470,568,781	475,447,996	464,764,445
3,388	Total Owned Cost	346,819,813	315,337,094	354,413,344	353,571,406	372,183,781
708	Net Market Purchases	58,877,355	71,782,295	57,747,832	(13,931,051)	(72,516,508)
1,869	Contract Cost	35,799,855	56,121,789	58,407,605	135,807,641	165,097,172
1,504	FOM	136,950,000	177,482,288	163,501,845	176,802,274	163,682,066
2,087	Book Depreciation	217,220,321	221,310,490	224,303,185	228,565,552	220,738,653
659	Taxes	68,275,545	66,660,519	62,774,070	58,680,131	56,359,938
1,476	Capital Charge	156,093,614	151,597,521	141,288,560	130,563,357	123,396,415
764	Other Fixed Charges	49,718,063	51,845,421	54,067,135	55,777,564	57,217,203
12,455	Total Revenue Requirement	1,069,754,568	1,112,137,417	1,116,503,578	1,125,836,874	1,086,158,720

Portfolio 4

NPV (millions of \$)	Category	2018	2019	2020	2021	2022
5,964	Total Portfolio Cost	441,497,023	443,241,178	470,568,781	475,447,996	464,764,445
3,388	Total Owned Cost	346,819,813	315,337,094	354,413,344	353,571,406	372,183,781
708	Net Market Purchases	58,877,355	71,782,295	57,747,832	(13,931,051)	(72,516,508)
1,869	Contract Cost	35,799,855	56,121,789	58,407,605	135,807,641	165,097,172
1,504	FOM	136,950,000	177,482,288	163,501,845	176,802,274	163,682,066
2,036	Book Depreciation	217,208,448	221,206,027	224,002,080	226,621,246	215,912,464
644	Taxes	68,266,291	66,615,450	62,618,918	57,817,098	53,784,092
1,429	Capital Charge	156,075,050	151,507,111	140,977,314	128,832,053	118,229,088
758	Other Fixed Charges	49,718,063	51,845,421	54,067,135	55,777,564	57,217,203
12,336	Total Revenue Requirement	1,069,714,875	1,111,897,476	1,115,736,073	1,121,298,231	1,073,589,359

Portfolio 5

NPV (millions of \$)	Category	2018	2019	2020	2021	2022
6,522	Total Portfolio Cost	441,497,023	443,241,178	470,568,781	475,447,996	464,764,445
2,908	Total Owned Cost	346,819,813	315,337,094	354,413,344	353,571,406	372,183,781
1,092	Net Market Purchases	58,877,355	71,782,295	57,747,832	(13,931,051)	(72,516,508)
2,522	Contract Cost	35,799,855	56,121,789	58,407,605	135,807,641	165,097,172
1,093	FOM	136,950,000	168,317,000	153,930,475	161,507,630	157,146,437
1,715	Book Depreciation	217,045,298	220,119,307	221,890,641	222,783,869	210,445,617
405	Taxes	68,073,038	65,879,512	60,761,924	54,414,199	48,547,107
967	Capital Charge	155,687,371	150,030,767	137,252,053	122,005,601	107,723,330
752	Other Fixed Charges	49,718,063	51,845,421	54,067,135	55,777,564	57,217,203
11,454	Total Revenue Requirement	1,068,970,794	1,099,433,185	1,098,471,009	1,091,936,860	1,045,844,140

Attachment 3-A

Portfolio 3

NPV (millions of \$)	Category	2023	2024	2025	2026	2027
5,964	Total Portfolio Cost	484,951,496	500,403,211	519,259,930	613,019,242	628,201,414
3,388	Total Owned Cost	332,344,719	336,512,031	310,415,125	424,099,219	423,985,813
708	Net Market Purchases	(63,501,645)	(48,316,742)	(1,392,320)	(22,288,680)	(8,063,398)
1,869	Contract Cost	216,108,422	212,207,922	210,237,125	211,208,703	212,279,000
1,504	FOM	191,643,128	123,275,967	150,031,441	127,986,176	129,205,110
2,087	Book Depreciation	185,428,564	185,174,816	186,832,524	189,215,769	185,501,985
659	Taxes	56,469,037	54,726,673	50,113,965	45,747,517	40,316,693
1,476	Capital Charge	121,102,801	115,095,024	103,329,134	92,543,107	80,878,104
764	Other Fixed Charges	59,541,905	61,095,294	62,690,350	64,288,063	65,934,370
12,455	Total Revenue Requirement	1,099,136,931	1,039,770,985	1,072,257,343	1,132,799,875	1,130,037,676

Portfolio 4

NPV (millions of \$)	Category	2023	2024	2025	2026	2027
5,964	Total Portfolio Cost	484,951,496	500,403,211	519,259,930	613,019,242	628,201,414
3,388	Total Owned Cost	332,344,719	336,512,031	310,415,125	424,099,219	423,985,813
708	Net Market Purchases	(63,501,645)	(48,316,742)	(1,392,320)	(22,288,680)	(8,063,398)
1,869	Contract Cost	216,108,422	212,207,922	210,237,125	211,208,703	212,279,000
1,504	FOM	191,643,128	123,275,967	150,031,441	127,986,176	129,205,110
2,036	Book Depreciation	178,741,770	178,488,022	180,145,730	182,528,975	178,815,191
644	Taxes	52,197,160	49,985,925	45,665,736	41,585,278	36,434,434
1,429	Capital Charge	112,533,118	105,584,752	94,405,676	84,193,365	73,090,019
758	Other Fixed Charges	58,719,905	60,273,294	61,868,350	63,466,063	65,112,370
12,336	Total Revenue Requirement	1,078,786,577	1,018,011,171	1,051,376,862	1,112,779,099	1,110,858,538

Portfolio 5

NPV (millions of \$)	Category	2023	2024	2025	2026	2027
6,522	Total Portfolio Cost	495,459,619	525,903,623	538,722,253	596,878,909	608,935,813
2,908	Total Owned Cost	248,612,750	169,153,594	165,138,781	213,633,422	221,828,344
1,092	Net Market Purchases	(56,404,578)	57,648,063	77,077,242	86,207,434	89,432,949
2,522	Contract Cost	303,260,563	299,110,969	296,515,250	297,046,938	297,683,406
1,093	FOM	164,448,267	47,137,425	72,043,678	53,061,806	52,812,720
1,715	Book Depreciation	174,126,839	172,922,521	173,571,842	174,700,429	170,606,413
405	Taxes	38,086,291	28,889,085	26,599,360	24,414,284	21,583,240
967	Capital Charge	101,579,022	95,015,898	82,002,667	69,685,213	57,328,141
752	Other Fixed Charges	58,719,905	57,891,294	59,486,350	61,084,063	62,730,370
11,454	Total Revenue Requirement	1,032,419,944	927,759,846	952,426,149	979,824,703	973,996,697

Attachment 3-A

Portfolio 3

NPV (millions of \$)	Category	2028	2029	2030	2031	2032
5,964	Total Portfolio Cost	500,102,813	511,479,117	526,797,641	534,409,570	540,774,898
3,388	Total Owned Cost	304,317,125	219,867,078	248,908,078	243,205,609	242,096,781
708	Net Market Purchases	868,125	101,440,352	91,447,969	104,411,711	111,862,133
1,869	Contract Cost	194,917,563	190,171,688	186,441,594	186,792,250	186,815,984
1,504	FOM	159,684,523	87,982,490	91,277,594	86,291,935	89,114,011
2,087	Book Depreciation	215,022,552	204,932,170	145,604,174	145,658,000	99,653,720
659	Taxes	53,675,208	66,324,485	59,479,304	53,996,550	49,435,801
1,476	Capital Charge	123,065,097	160,384,353	142,253,737	129,377,554	118,381,078
764	Other Fixed Charges	67,633,874	66,969,631	68,730,292	70,482,693	72,301,354
12,455	Total Revenue Requirement	1,119,184,067	1,098,072,246	1,034,142,743	1,020,216,302	969,660,863

Portfolio 4

NPV (millions of \$)	Category	2028	2029	2030	2031	2032
5,964	Total Portfolio Cost	500,102,813	511,479,117	526,797,641	534,409,570	540,774,898
3,388	Total Owned Cost	304,317,125	219,867,078	248,908,078	243,205,609	242,096,781
708	Net Market Purchases	868,125	101,440,352	91,447,969	104,411,711	111,862,133
1,869	Contract Cost	194,917,563	190,171,688	186,441,594	186,792,250	186,815,984
1,504	FOM	159,684,523	87,982,490	91,277,594	86,291,935	89,114,011
2,036	Book Depreciation	208,335,758	198,245,376	138,917,380	138,971,206	92,966,926
644	Taxes	51,834,414	66,383,928	59,532,524	54,042,562	49,474,489
1,429	Capital Charge	115,827,695	153,688,563	136,093,953	123,751,801	113,289,125
758	Other Fixed Charges	66,811,874	66,147,631	67,908,292	69,660,693	71,479,354
12,336	Total Revenue Requirement	1,102,597,077	1,083,927,105	1,020,527,386	1,007,127,767	957,098,804

Portfolio 5

NPV (millions of \$)	Category	2028	2029	2030	2031	2032
6,522	Total Portfolio Cost	604,203,824	608,411,173	624,291,737	632,723,443	640,060,011
2,908	Total Owned Cost	217,003,172	219,867,078	248,908,078	243,205,609	242,096,781
1,092	Net Market Purchases	107,140,852	113,841,215	104,757,836	118,983,559	127,668,867
2,522	Contract Cost	280,068,688	274,711,656	270,634,563	270,543,031	270,303,031
1,093	FOM	54,818,652	55,093,137	57,735,722	57,579,589	59,798,705
1,715	Book Depreciation	151,860,763	141,409,930	81,751,083	81,503,586	35,170,576
405	Taxes	18,528,608	15,742,842	13,281,322	10,949,219	8,957,586
967	Capital Charge	45,292,926	34,416,799	26,999,969	22,070,818	17,969,544
752	Other Fixed Charges	64,429,874	66,147,631	67,908,292	69,660,693	71,479,354
11,454	Total Revenue Requirement	939,134,647	921,221,513	871,968,126	874,487,347	833,435,776

Attachment 3-A

Portfolio 3

NPV (millions of \$)	Category	2033	2034	2035	2036	2037
5,964	Total Portfolio Cost	559,171,305	574,785,898	476,376,906	490,233,672	508,123,570
3,388	Total Owned Cost	269,760,219	269,050,813	189,060,969	132,391,719	122,113,250
708	Net Market Purchases	102,677,445	120,053,180	101,999,328	173,421,594	201,986,523
1,869	Contract Cost	186,733,641	185,681,906	185,316,609	184,420,359	184,023,797
1,504	FOM	90,073,557	93,613,519	69,570,622	72,097,918	72,597,845
2,087	Book Depreciation	95,869,350	96,895,044	129,172,912	129,325,742	129,922,077
659	Taxes	46,065,322	40,975,540	55,906,295	71,542,863	66,401,757
1,476	Capital Charge	109,772,367	103,496,630	136,896,852	165,444,336	152,310,355
764	Other Fixed Charges	74,176,925	76,084,910	75,487,729	77,515,061	79,093,191
12,455	Total Revenue Requirement	975,128,826	985,851,541	943,411,317	1,006,159,592	1,008,448,794

Portfolio 4

NPV (millions of \$)	Category	2033	2034	2035	2036	2037
5,964	Total Portfolio Cost	559,171,305	574,785,898	476,376,906	490,233,672	508,123,570
3,388	Total Owned Cost	269,760,219	269,050,813	189,060,969	132,391,719	122,113,250
708	Net Market Purchases	102,677,445	120,053,180	101,999,328	173,421,594	201,986,523
1,869	Contract Cost	186,733,641	185,681,906	185,316,609	184,420,359	184,023,797
1,504	FOM	90,073,557	93,613,519	69,570,622	72,097,918	72,597,845
2,036	Book Depreciation	89,182,556	90,208,250	122,486,118	122,638,948	123,235,283
644	Taxes	46,096,686	40,999,580	55,923,012	71,552,256	66,403,826
1,429	Capital Charge	105,214,214	99,472,276	133,406,298	162,487,582	149,887,400
758	Other Fixed Charges	73,354,925	75,262,910	74,665,729	76,693,061	78,271,191
12,336	Total Revenue Requirement	963,093,243	974,342,434	932,428,686	995,703,436	998,519,115

Portfolio 5

NPV (millions of \$)	Category	2033	2034	2035	2036	2037
6,522	Total Portfolio Cost	659,135,174	675,493,823	591,240,165	606,836,272	625,897,414
2,908	Total Owned Cost	269,760,219	269,050,813	189,060,969	132,391,719	122,113,250
1,092	Net Market Purchases	119,769,852	138,323,789	134,771,469	208,201,883	238,549,258
2,522	Contract Cost	269,613,813	268,127,844	267,416,250	266,251,250	265,243,313
1,093	FOM	60,142,629	63,054,042	36,012,735	37,835,315	37,615,727
1,715	Book Depreciation	31,067,939	31,785,698	60,313,301	60,120,883	60,364,718
405	Taxes	7,702,202	4,265,525	18,496,548	33,312,104	29,445,177
967	Capital Charge	15,451,155	13,706,348	46,948,724	75,758,844	67,090,599
752	Other Fixed Charges	73,354,925	75,262,910	74,665,729	76,693,061	78,271,191
11,454	Total Revenue Requirement	846,854,025	863,568,346	827,677,202	890,556,478	898,684,826

Attachment 3-A

Portfolio 3

NPV (millions of \$)	Category	2038	2039	2040	2041	2042
5,964	Total Portfolio Cost	517,359,406	528,223,954	539,316,657	550,642,307	562,205,795
3,388	Total Owned Cost	124,932,672	127,556,258	130,234,939	132,969,873	135,762,240
708	Net Market Purchases	208,297,781	212,672,035	217,138,147	221,698,048	226,353,707
1,869	Contract Cost	184,128,953	187,995,661	191,943,570	195,974,385	200,089,847
1,504	FOM	74,331,422	75,892,382	77,486,122	79,113,330	80,774,710
2,087	Book Depreciation	124,913,020	124,573,366	124,701,054	123,683,855	121,441,120
659	Taxes	62,592,917	59,184,850	55,812,088	53,081,708	50,721,053
1,476	Capital Charge	141,848,992	132,434,094	123,371,064	115,655,166	108,768,264
764	Other Fixed Charges	80,704,462	82,399,256	84,129,640	85,896,362	87,700,186
12,455	Total Revenue Requirement	1,001,750,220	1,002,707,901	1,004,816,624	1,008,072,729	1,011,611,129

Portfolio 4

NPV (millions of \$)	Category	2038	2039	2040	2041	2042
5,964	Total Portfolio Cost	517,359,406	528,223,954	539,316,657	550,642,307	562,205,795
3,388	Total Owned Cost	124,932,672	127,556,258	130,234,939	132,969,873	135,762,240
708	Net Market Purchases	208,297,781	212,672,035	217,138,147	221,698,048	226,353,707
1,869	Contract Cost	184,128,953	187,995,661	191,943,570	195,974,385	200,089,847
1,504	FOM	74,331,422	75,892,382	77,486,122	79,113,330	80,774,710
2,036	Book Depreciation	118,238,099	117,991,034	118,315,365	118,941,367	119,580,514
644	Taxes	62,587,453	59,170,228	55,785,107	53,015,192	50,568,672
1,429	Capital Charge	139,959,418	131,074,151	122,530,048	115,266,698	108,663,948
758	Other Fixed Charges	79,882,462	81,559,994	83,272,754	85,021,481	86,806,932
12,336	Total Revenue Requirement	992,358,260	993,911,742	996,706,052	1,002,000,375	1,008,600,573

Portfolio 5

NPV (millions of \$)	Category	2038	2039	2040	2041	2042
6,522	Total Portfolio Cost	636,315,233	649,677,853	663,321,088	677,250,831	691,473,099
2,908	Total Owned Cost	124,932,672	127,556,258	130,234,939	132,969,873	135,762,240
1,092	Net Market Purchases	246,389,258	251,563,432	256,846,264	262,240,036	267,747,077
2,522	Contract Cost	265,001,719	270,566,755	276,248,657	282,049,878	287,972,926
1,093	FOM	38,614,679	39,425,588	40,253,525	41,098,849	41,961,925
1,715	Book Depreciation	55,007,633	54,393,109	54,342,263	54,585,210	54,833,259
405	Taxes	26,810,156	24,609,964	22,491,741	20,936,168	19,666,654
967	Capital Charge	60,893,643	55,665,044	50,711,414	46,901,145	43,664,907
752	Other Fixed Charges	79,882,462	81,559,994	83,272,754	85,021,481	86,806,932
11,454	Total Revenue Requirement	897,523,807	905,331,551	914,392,785	925,793,685	938,406,776

Attachment 3-A

Portfolio 3

NPV (millions of \$)	Category	2043	2044	2045	2046	2047
5,964	Total Portfolio Cost	574,012,117	586,066,371	598,373,765	610,939,614	623,769,346
3,388	Total Owned Cost	138,613,248	141,524,126	144,496,132	147,530,551	150,628,693
708	Net Market Purchases	231,107,135	235,960,385	240,915,553	245,974,780	251,140,250
1,869	Contract Cost	204,291,734	208,581,860	212,962,079	217,434,283	222,000,403
1,504	FOM	82,470,979	84,202,870	85,971,130	87,776,524	89,619,831
2,087	Book Depreciation	120,233,084	120,899,358	121,579,623	122,274,174	122,983,311
659	Taxes	48,321,231	45,803,788	43,138,397	40,357,387	37,570,713
1,476	Capital Charge	102,152,568	95,712,969	89,326,542	82,962,128	76,620,010
764	Other Fixed Charges	89,541,890	91,422,270	93,342,137	95,302,322	97,303,671
12,455	Total Revenue Requirement	1,016,731,869	1,024,107,625	1,031,731,595	1,039,612,149	1,047,866,882

Portfolio 4

NPV (millions of \$)	Category	2043	2044	2045	2046	2047
5,964	Total Portfolio Cost	574,012,117	586,066,371	598,373,765	610,939,614	623,769,346
3,388	Total Owned Cost	138,613,248	141,524,126	144,496,132	147,530,551	150,628,693
708	Net Market Purchases	231,107,135	235,960,385	240,915,553	245,974,780	251,140,250
1,869	Contract Cost	204,291,734	208,581,860	212,962,079	217,434,283	222,000,403
1,504	FOM	82,470,979	84,202,870	85,971,130	87,776,524	89,619,831
2,036	Book Depreciation	120,233,084	120,899,358	121,579,623	122,274,174	122,983,311
644	Taxes	48,149,987	45,667,080	43,070,043	40,357,387	37,570,713
1,429	Capital Charge	102,144,100	95,712,969	89,326,542	82,962,128	76,620,010
758	Other Fixed Charges	88,629,878	90,491,105	92,391,419	94,331,638	96,312,603
12,336	Total Revenue Requirement	1,015,640,145	1,023,039,753	1,030,712,523	1,038,641,465	1,046,875,814

Portfolio 5

NPV (millions of \$)	Category	2043	2044	2045	2046	2047
6,522	Total Portfolio Cost	705,994,034	720,819,908	735,957,126	751,412,226	767,191,883
2,908	Total Owned Cost	138,613,248	141,524,126	144,496,132	147,530,551	150,628,693
1,092	Net Market Purchases	273,369,765	279,110,530	284,971,851	290,956,260	297,066,342
2,522	Contract Cost	294,020,357	300,194,785	306,498,875	312,935,352	319,506,994
1,093	FOM	42,843,125	43,742,831	44,661,430	45,599,320	46,556,906
1,715	Book Depreciation	55,086,517	55,345,093	55,609,100	55,878,650	56,153,861
405	Taxes	18,432,154	17,246,806	16,084,819	14,927,684	13,776,821
967	Capital Charge	40,498,907	37,431,511	34,410,978	31,400,179	28,401,960
752	Other Fixed Charges	88,629,878	90,491,105	92,391,419	94,331,638	96,312,603
11,454	Total Revenue Requirement	951,484,616	965,077,256	979,114,872	993,549,698	1,008,394,034

Attachment 3-A

Portfolio 6

NPV (millions of \$)	Category	2018	2019	2020	2021	2022
6,392	<i>Total Portfolio Cost</i>	441,497,023	443,241,178	470,568,781	475,447,996	464,764,445
2,566	<i>Total Owned Cost</i>	346,819,813	315,337,094	354,413,344	353,571,406	372,183,781
1,229	<i>Net Market Purchases</i>	58,877,355	71,782,295	57,747,832	(13,931,051)	(72,516,508)
2,597	<i>Contract Cost</i>	35,799,855	56,121,789	58,407,605	135,807,641	165,097,172
1,027	<i>FOM</i>	136,950,000	168,317,000	153,930,475	161,507,630	157,146,437
1,752	<i>Book Depreciation</i>	217,045,298	220,119,307	221,890,641	222,783,869	210,445,617
418	<i>Taxes</i>	68,073,038	65,879,512	60,761,924	54,414,199	48,547,107
1,007	<i>Capital Charge</i>	155,687,371	150,030,767	137,252,053	122,005,601	107,723,330
746	<i>Other Fixed Charges</i>	49,718,063	51,845,421	54,067,135	55,777,564	57,217,203
11,343	<i>Total Revenue Requirement</i>	1,068,970,794	1,099,433,185	1,098,471,009	1,091,936,860	1,045,844,140

Portfolio 6b

NPV (millions of \$)	Category	2018	2019	2020	2021	2022
6,673	<i>Total Portfolio Cost</i>	441,497,023	443,241,178	470,568,781	475,447,996	464,764,445
2,845	<i>Total Owned Cost</i>	346,819,813	315,337,094	354,413,344	353,571,406	372,183,781
1,816	<i>Net Market Purchases</i>	58,877,355	71,782,295	57,747,832	(13,931,051)	(72,516,508)
2,013	<i>Contract Cost</i>	35,799,855	56,121,789	58,407,605	135,807,641	165,097,172
1,257	<i>FOM</i>	136,950,000	168,317,000	153,930,475	161,507,630	157,146,437
1,824	<i>Book Depreciation</i>	216,893,065	220,349,240	222,405,507	224,780,403	213,045,251
466	<i>Taxes</i>	67,892,717	65,929,545	61,204,874	55,883,733	51,185,689
1,121	<i>Capital Charge</i>	155,325,633	150,131,136	138,140,643	124,953,587	113,016,511
746	<i>Other Fixed Charges</i>	49,718,063	51,845,421	54,067,135	55,777,564	57,217,203
12,088	<i>Total Revenue Requirement</i>	1,068,276,501	1,099,813,521	1,100,317,416	1,098,350,913	1,056,375,536

Portfolio 6c

NPV (millions of \$)	Category	2018	2019	2020	2021	2022
6,507	<i>Total Portfolio Cost</i>	441,497,023	443,241,178	470,568,781	475,448,621	464,770,664
2,706	<i>Total Owned Cost</i>	346,819,813	315,337,094	354,413,344	353,569,406	372,175,313
1,458	<i>Net Market Purchases</i>	58,877,355	71,782,295	57,747,832	(13,928,426)	(72,501,820)
2,343	<i>Contract Cost</i>	35,799,855	56,121,789	58,407,605	135,807,641	165,097,172
1,150	<i>FOM</i>	136,950,000	168,317,000	153,930,475	161,507,630	157,146,437
1,779	<i>Book Depreciation</i>	217,146,398	220,333,740	222,359,507	224,156,069	212,267,251
436	<i>Taxes</i>	68,192,792	66,063,722	61,155,707	55,475,993	50,362,408
1,050	<i>Capital Charge</i>	155,927,606	150,400,305	138,042,011	124,135,633	111,364,950
746	<i>Other Fixed Charges</i>	49,718,063	51,845,421	54,067,135	55,777,564	57,217,203
11,668	<i>Total Revenue Requirement</i>	1,069,431,882	1,100,201,366	1,100,123,616	1,096,501,511	1,053,128,912

Attachment 3-A

Portfolio 6

NPV (millions of \$)	Category	2023	2024	2025	2026	2027
6,392	Total Portfolio Cost	495,639,151	525,742,268	538,356,695	594,413,374	606,059,707
2,566	Total Owned Cost	248,612,750	169,153,594	165,138,781	213,633,422	221,828,344
1,229	Net Market Purchases	(66,303,609)	47,438,457	66,733,902	73,814,523	76,679,844
2,597	Contract Cost	313,339,125	309,159,219	306,493,031	306,974,313	307,560,406
1,027	FOM	164,448,267	47,137,425	72,043,678	53,061,806	52,812,720
1,752	Book Depreciation	174,126,839	172,894,820	173,337,117	174,299,575	170,011,651
418	Taxes	38,086,291	28,872,679	26,444,668	24,045,488	21,017,734
1,007	Capital Charge	101,579,022	94,982,986	81,692,343	68,945,383	56,193,696
746	Other Fixed Charges	58,719,905	57,891,294	59,486,350	61,084,063	62,730,370
11,343	Total Revenue Requirement	1,032,599,475	927,521,471	951,360,850	975,849,687	968,825,879

Portfolio 6b

NPV (millions of \$)	Category	2023	2024	2025	2026	2027
6,673	Total Portfolio Cost	496,011,289	527,827,299	544,940,693	615,439,617	629,343,135
2,845	Total Owned Cost	272,839,938	205,388,609	192,131,500	249,775,406	263,127,063
1,816	Net Market Purchases	(12,129,211)	91,093,689	123,571,850	135,551,242	135,128,775
2,013	Contract Cost	235,300,563	231,345,000	229,237,344	230,112,969	231,087,297
1,257	FOM	142,191,149	74,576,266	100,058,735	81,665,179	82,016,764
1,824	Book Depreciation	178,188,065	177,359,435	179,091,371	180,293,524	176,557,004
466	Taxes	41,829,088	33,550,561	31,911,649	30,166,237	27,321,805
1,121	Capital Charge	109,087,333	104,367,144	92,659,491	81,224,034	68,840,102
746	Other Fixed Charges	58,719,905	57,891,294	59,486,350	61,084,063	62,730,370
12,088	Total Revenue Requirement	1,026,026,828	975,571,999	1,008,148,288	1,049,872,655	1,046,809,180

Portfolio 6c

NPV (millions of \$)	Category	2023	2024	2025	2026	2027
6,507	Total Portfolio Cost	495,966,992	526,761,699	541,574,035	603,820,148	616,510,914
2,706	Total Owned Cost	260,937,359	187,443,891	178,826,016	231,714,484	242,350,406
1,458	Net Market Purchases	(44,341,805)	64,028,434	89,880,520	98,582,883	99,883,758
2,343	Contract Cost	279,371,438	275,289,375	272,867,500	273,522,781	274,276,750
1,150	FOM	153,319,708	60,856,846	86,051,206	67,363,492	67,414,742
1,779	Book Depreciation	175,549,143	174,468,333	174,911,838	176,104,635	172,051,561
436	Taxes	39,849,372	30,408,056	27,998,425	25,662,368	22,831,788
1,050	Capital Charge	105,115,886	98,063,061	84,809,288	72,188,958	59,832,815
746	Other Fixed Charges	58,719,905	57,891,294	59,486,350	61,084,063	62,730,370
11,668	Total Revenue Requirement	1,028,521,006	948,449,290	974,831,142	1,006,223,665	1,001,372,191

Attachment 3-A

Portfolio 6

NPV (millions of \$)	Category	2028	2029	2030	2031	2032
6,392	<i>Total Portfolio Cost</i>	543,118,644	553,498,693	566,419,713	572,583,276	576,208,691
2,566	<i>Total Owned Cost</i>	138,119,031	97,007,836	105,495,875	110,955,109	116,071,070
1,229	<i>Net Market Purchases</i>	115,093,531	172,011,789	180,562,141	181,408,391	180,188,852
2,597	<i>Contract Cost</i>	289,914,969	284,487,844	280,370,438	280,228,531	279,957,438
1,027	<i>FOM</i>	67,799,808	26,248,505	28,294,641	27,423,964	28,983,784
1,752	<i>Book Depreciation</i>	172,825,257	162,084,218	102,125,667	101,570,428	55,212,896
418	<i>Taxes</i>	25,730,883	30,114,785	26,677,224	24,057,185	21,538,069
1,007	<i>Capital Charge</i>	68,504,297	79,066,106	66,275,220	57,352,402	50,127,572
746	<i>Other Fixed Charges</i>	64,429,874	63,585,631	65,346,292	67,098,693	68,917,354
11,343	<i>Total Revenue Requirement</i>	942,408,763	914,597,938	855,138,758	850,085,947	800,988,365

Portfolio 6b

NPV (millions of \$)	Category	2028	2029	2030	2031	2032
6,673	<i>Total Portfolio Cost</i>	572,957,535	583,815,307	599,326,086	608,021,814	618,409,275
2,845	<i>Total Owned Cost</i>	173,962,484	138,186,188	148,555,344	157,627,641	162,415,922
1,816	<i>Net Market Purchases</i>	185,325,082	236,841,057	245,789,539	245,158,283	250,790,400
2,013	<i>Contract Cost</i>	213,669,969	208,788,063	204,981,203	205,235,891	205,202,953
1,257	<i>FOM</i>	97,625,628	63,262,835	66,112,520	66,168,546	68,605,002
1,824	<i>Book Depreciation</i>	179,947,390	169,856,761	110,561,941	110,684,030	64,975,053
466	<i>Taxes</i>	32,541,917	37,462,861	34,444,992	32,232,046	30,081,199
1,121	<i>Capital Charge</i>	81,891,500	93,264,630	81,336,048	73,250,260	66,784,575
746	<i>Other Fixed Charges</i>	64,429,874	63,585,631	65,346,292	67,098,693	68,917,354
12,088	<i>Total Revenue Requirement</i>	1,029,393,843	1,011,248,024	957,127,879	957,455,389	917,772,458

Portfolio 6c

NPV (millions of \$)	Category	2028	2029	2030	2031	2032
6,507	<i>Total Portfolio Cost</i>	554,548,793	564,968,176	579,066,199	586,112,148	592,751,605
2,706	<i>Total Owned Cost</i>	156,133,906	117,457,219	126,933,508	134,217,156	139,305,250
1,458	<i>Net Market Purchases</i>	141,683,855	195,974,160	204,579,035	204,306,992	206,021,480
2,343	<i>Contract Cost</i>	256,731,031	251,536,797	247,553,656	247,588,000	247,424,875
1,150	<i>FOM</i>	82,716,963	48,041,088	50,571,116	50,300,773	52,404,006
1,779	<i>Book Depreciation</i>	175,119,030	164,674,561	105,018,668	104,772,300	58,708,658
436	<i>Taxes</i>	27,848,348	32,556,377	29,351,359	26,957,038	24,644,235
1,050	<i>Capital Charge</i>	72,544,925	83,557,438	71,248,328	62,793,597	55,997,925
746	<i>Other Fixed Charges</i>	64,429,874	63,585,631	65,346,292	67,098,693	68,917,354
11,668	<i>Total Revenue Requirement</i>	977,207,933	957,383,270	900,601,963	898,034,550	853,423,784

Attachment 3-A

Portfolio 6

NPV (millions of \$)	Category	2033	2034	2035	2036	2037
6,392	<i>Total Portfolio Cost</i>	591,465,830	603,159,635	608,354,626	618,349,115	637,481,484
2,566	<i>Total Owned Cost</i>	108,861,391	123,449,398	113,941,070	132,391,719	122,113,250
1,229	<i>Net Market Purchases</i>	203,414,617	202,056,703	217,511,828	210,252,195	240,740,109
2,597	<i>Contract Cost</i>	279,198,531	277,662,156	276,910,250	275,713,781	274,636,531
1,027	<i>FOM</i>	28,653,416	30,875,184	32,860,698	34,617,086	34,329,915
1,752	<i>Book Depreciation</i>	51,208,721	52,057,990	54,252,090	54,027,242	54,237,968
418	<i>Taxes</i>	19,517,007	18,350,380	19,806,667	20,640,527	18,891,797
1,007	<i>Capital Charge</i>	45,367,603	42,330,834	44,555,817	45,532,165	41,327,659
746	<i>Other Fixed Charges</i>	70,792,925	72,700,910	74,665,729	76,693,061	78,271,191
11,343	<i>Total Revenue Requirement</i>	807,005,503	819,474,934	834,495,628	849,859,196	864,540,014

Portfolio 6b

NPV (millions of \$)	Category	2033	2034	2035	2036	2037
6,673	<i>Total Portfolio Cost</i>	636,857,465	652,994,623	663,842,998	677,852,586	702,074,453
2,845	<i>Total Owned Cost</i>	156,846,984	162,941,734	150,068,766	165,802,313	156,472,109
1,816	<i>Net Market Purchases</i>	275,025,105	286,215,217	310,378,623	309,608,367	343,691,469
2,013	<i>Contract Cost</i>	204,985,375	203,837,672	203,395,609	202,441,906	201,910,875
1,257	<i>FOM</i>	69,171,570	72,311,056	67,357,004	69,837,813	70,290,278
1,824	<i>Book Depreciation</i>	61,619,405	63,117,422	65,973,244	66,423,354	67,322,537
466	<i>Taxes</i>	28,381,693	27,507,880	29,236,031	30,328,170	28,823,816
1,121	<i>Capital Charge</i>	62,690,042	60,261,051	63,051,785	64,566,631	60,872,732
746	<i>Other Fixed Charges</i>	70,792,925	72,700,910	74,665,729	76,693,061	78,271,191
12,088	<i>Total Revenue Requirement</i>	929,513,100	948,892,943	964,126,792	985,701,616	1,007,655,007

Portfolio 6c

NPV (millions of \$)	Category	2033	2034	2035	2036	2037
6,507	<i>Total Portfolio Cost</i>	609,271,414	623,054,051	630,826,520	642,414,625	663,888,156
2,706	<i>Total Owned Cost</i>	132,891,875	143,257,922	131,986,547	149,166,156	139,213,828
1,458	<i>Net Market Purchases</i>	229,482,789	234,267,410	253,929,613	249,423,781	281,689,406
2,343	<i>Contract Cost</i>	246,896,750	245,528,719	244,910,359	243,824,688	242,984,922
1,150	<i>FOM</i>	52,630,354	55,422,474	50,113,761	52,232,463	52,315,215
1,779	<i>Book Depreciation</i>	54,997,751	56,139,779	58,632,492	58,712,231	59,233,635
436	<i>Taxes</i>	22,806,552	21,809,707	23,426,016	24,413,771	22,812,673
1,050	<i>Capital Charge</i>	51,621,104	48,940,210	51,501,487	52,801,839	48,908,773
746	<i>Other Fixed Charges</i>	70,792,925	72,700,910	74,665,729	76,693,061	78,271,191
11,668	<i>Total Revenue Requirement</i>	862,120,100	878,067,131	889,166,005	907,267,990	925,429,643

Attachment 3-A

Portfolio 6

NPV (millions of \$)	Category	2038	2039	2040	2041	2042
6,392	<i>Total Portfolio Cost</i>	647,919,804	661,526,120	675,418,168	689,601,950	704,083,591
2,566	<i>Total Owned Cost</i>	124,932,672	127,556,258	130,234,939	132,969,873	135,762,240
1,229	<i>Net Market Purchases</i>	248,640,922	253,862,381	259,193,491	264,636,555	270,193,922
2,597	<i>Contract Cost</i>	274,354,625	280,116,072	285,998,510	292,004,478	298,136,572
1,027	<i>FOM</i>	35,270,317	36,010,993	36,767,224	37,539,336	38,327,662
1,752	<i>Book Depreciation</i>	48,861,802	48,212,871	48,126,896	48,333,975	48,545,403
418	<i>Taxes</i>	17,562,199	16,359,275	14,999,285	13,741,174	12,539,023
1,007	<i>Capital Charge</i>	37,963,961	34,950,439	31,732,367	28,733,315	25,846,698
746	<i>Other Fixed Charges</i>	79,882,462	81,559,994	83,272,754	85,021,481	86,806,932
11,343	<i>Total Revenue Requirement</i>	867,460,545	878,619,691	890,316,694	902,971,231	916,149,310

Portfolio 6b

NPV (millions of \$)	Category	2038	2039	2040	2041	2042
6,673	<i>Total Portfolio Cost</i>	715,716,408	730,746,453	746,092,128	761,760,063	777,757,024
2,845	<i>Total Owned Cost</i>	157,197,906	160,499,062	163,869,543	167,310,803	170,824,330
1,816	<i>Net Market Purchases</i>	356,579,236	364,067,400	371,712,816	379,518,785	387,488,679
2,013	<i>Contract Cost</i>	201,939,266	206,179,990	210,509,770	214,930,475	219,444,015
1,257	<i>FOM</i>	71,975,396	73,486,879	75,030,104	76,605,736	78,214,457
1,824	<i>Book Depreciation</i>	62,634,560	61,985,629	61,899,654	62,106,734	62,318,162
466	<i>Taxes</i>	22,915,735	17,046,192	15,752,083	14,572,794	13,466,470
1,121	<i>Capital Charge</i>	57,974,041	54,547,553	50,079,680	45,856,793	41,780,455
746	<i>Other Fixed Charges</i>	79,882,462	81,559,994	83,272,754	85,021,481	86,806,932
12,088	<i>Total Revenue Requirement</i>	1,011,098,603	1,019,372,700	1,032,126,403	1,045,923,601	1,060,343,500

Portfolio 6c

NPV (millions of \$)	Category	2038	2039	2040	2041	2042
6,507	<i>Total Portfolio Cost</i>	675,708,578	689,898,458	704,386,326	719,178,439	734,281,186
2,706	<i>Total Owned Cost</i>	141,110,656	144,073,980	147,099,534	150,188,624	153,342,585
1,458	<i>Net Market Purchases</i>	291,760,891	297,887,869	304,143,515	310,530,528	317,051,669
2,343	<i>Contract Cost</i>	242,837,031	247,936,609	253,143,278	258,459,287	263,886,932
1,150	<i>FOM</i>	53,622,857	54,748,937	55,898,664	57,072,536	58,271,060
1,779	<i>Book Depreciation</i>	54,159,947	53,511,015	53,425,040	53,632,120	53,843,548
436	<i>Taxes</i>	19,451,033	16,185,090	14,909,854	13,743,541	12,643,396
1,050	<i>Capital Charge</i>	45,827,912	42,703,986	39,009,011	35,547,188	32,218,280
746	<i>Other Fixed Charges</i>	79,882,462	81,559,994	83,272,754	85,021,481	86,806,932
11,668	<i>Total Revenue Requirement</i>	928,652,788	938,607,480	950,901,649	964,195,305	978,064,402

Attachment 3-A

Portfolio 6

NPV (millions of \$)	Category	2043	2044	2045	2046	2047
6,392	<i>Total Portfolio Cost</i>	718,869,346	733,965,602	749,378,880	765,115,836	781,183,269
2,566	<i>Total Owned Cost</i>	138,613,248	141,524,126	144,496,132	147,530,551	150,628,693
1,229	<i>Net Market Purchases</i>	275,867,995	281,661,222	287,576,108	293,615,206	299,781,126
2,597	<i>Contract Cost</i>	304,397,440	310,789,787	317,316,372	323,980,016	330,783,596
1,027	<i>FOM</i>	39,132,543	39,954,326	40,793,367	41,650,028	42,524,678
1,752	<i>Book Depreciation</i>	48,761,271	48,981,672	49,206,702	49,436,457	49,671,037
418	<i>Taxes</i>	11,367,773	10,128,183	8,798,532	7,472,437	6,150,906
1,007	<i>Capital Charge</i>	23,032,064	20,317,844	17,650,470	14,990,230	12,339,147
746	<i>Other Fixed Charges</i>	88,629,878	90,491,105	92,391,419	94,331,638	96,312,603
11,343	<i>Total Revenue Requirement</i>	929,792,875	943,838,734	958,219,370	972,996,626	988,181,641

Portfolio 6b

NPV (millions of \$)	Category	2043	2044	2045	2046	2047
6,673	<i>Total Portfolio Cost</i>	794,089,922	810,765,810	827,791,892	845,175,522	862,924,208
2,845	<i>Total Owned Cost</i>	174,411,641	178,074,285	181,813,845	185,631,936	189,530,207
1,816	<i>Net Market Purchases</i>	395,625,942	403,934,086	412,416,702	421,077,453	429,920,079
2,013	<i>Contract Cost</i>	224,052,339	228,757,439	233,561,345	238,466,133	243,473,922
1,257	<i>FOM</i>	79,856,960	81,533,956	83,246,169	84,994,339	86,779,220
1,824	<i>Book Depreciation</i>	62,534,030	62,754,431	62,979,460	63,209,216	63,443,796
466	<i>Taxes</i>	12,346,619	11,178,805	10,000,836	8,837,908	7,687,507
1,121	<i>Capital Charge</i>	37,810,383	33,971,420	30,206,000	26,470,753	22,760,636
746	<i>Other Fixed Charges</i>	88,629,878	90,491,105	92,391,419	94,331,638	96,312,603
12,088	<i>Total Revenue Requirement</i>	1,075,267,791	1,090,695,528	1,106,615,776	1,123,019,376	1,139,907,969

Portfolio 6c

NPV (millions of \$)	Category	2043	2044	2045	2046	2047
6,507	<i>Total Portfolio Cost</i>	749,701,091	765,444,814	781,519,155	797,931,057	814,687,609
2,706	<i>Total Owned Cost</i>	156,562,779	159,850,598	163,207,460	166,634,817	170,134,148
1,458	<i>Net Market Purchases</i>	323,709,755	330,507,659	337,448,320	344,534,735	351,769,964
2,343	<i>Contract Cost</i>	269,428,557	275,086,557	280,863,374	286,761,505	292,783,497
1,150	<i>FOM</i>	59,494,752	60,744,142	62,019,769	63,322,184	64,651,950
1,779	<i>Book Depreciation</i>	54,059,416	54,279,817	54,504,847	54,734,602	54,969,182
436	<i>Taxes</i>	11,534,056	10,360,241	9,146,457	7,937,771	6,736,050
1,050	<i>Capital Charge</i>	28,973,477	25,829,201	22,732,062	19,645,150	16,572,210
746	<i>Other Fixed Charges</i>	88,629,878	90,491,105	92,391,419	94,331,638	96,312,603
11,668	<i>Total Revenue Requirement</i>	992,392,669	1,007,149,320	1,022,313,708	1,037,902,402	1,053,929,604

Attachment 3-A

Portfolio 7

NPV (millions of \$)	Category	2018	2019	2020	2021	2022
6,297	<i>Total Portfolio Cost</i>	441,497,023	443,241,178	470,568,781	489,568,066	501,392,586
2,398	<i>Total Owned Cost</i>	346,819,813	315,337,094	354,413,344	284,383,938	257,482,359
999	<i>Net Market Purchases</i>	58,877,355	71,782,295	57,747,832	38,643,754	22,190,680
2,900	<i>Contract Cost</i>	35,799,855	56,121,789	58,407,605	166,540,375	221,719,547
960	<i>FOM</i>	136,950,000	168,317,000	153,930,475	161,507,630	105,878,206
1,754	<i>Book Depreciation</i>	217,045,298	220,119,307	221,790,307	225,332,203	212,966,284
419	<i>Taxes</i>	68,073,038	65,879,512	60,702,501	55,519,529	51,140,094
1,010	<i>Capital Charge</i>	155,687,371	150,030,767	137,132,847	124,919,386	113,621,459
746	<i>Other Fixed Charges</i>	49,718,063	51,845,421	54,067,135	55,777,564	57,217,203
11,187	<i>Total Revenue Requirement</i>	1,068,970,794	1,099,433,185	1,098,192,047	1,112,624,378	1,042,215,832

Portfolio 8

NPV (millions of \$)	Category	2018	2019	2020	2021	2022
6,702	<i>Total Portfolio Cost</i>	441,497,023	443,241,178	470,568,781	475,447,996	464,764,445
2,308	<i>Total Owned Cost</i>	346,819,813	315,337,094	354,413,344	353,571,406	372,183,781
1,351	<i>Net Market Purchases</i>	58,877,355	71,782,295	57,747,832	(13,931,051)	(72,516,508)
3,042	<i>Contract Cost</i>	35,799,855	56,121,789	58,407,605	135,807,641	165,097,172
830	<i>FOM</i>	136,950,000	168,317,000	152,984,360	154,987,118	164,344,853
1,602	<i>Book Depreciation</i>	217,045,298	220,119,307	221,600,466	221,991,496	208,815,709
299	<i>Taxes</i>	68,073,038	65,879,512	60,590,066	53,780,708	47,148,461
802	<i>Capital Charge</i>	155,687,371	150,030,767	136,907,296	120,734,772	104,917,549
740	<i>Other Fixed Charges</i>	49,718,063	51,845,421	54,067,135	55,777,564	57,217,203
10,974	<i>Total Revenue Requirement</i>	1,068,970,794	1,099,433,185	1,096,718,104	1,082,719,653	1,047,208,220

Attachment 3-A

Portfolio 7

NPV (millions of \$)	Category	2023	2024	2025	2026	2027
6,297	<i>Total Portfolio Cost</i>	508,026,062	522,049,233	534,052,708	582,391,065	592,619,453
2,398	<i>Total Owned Cost</i>	192,457,609	169,153,594	165,138,781	213,633,422	221,828,344
999	<i>Net Market Purchases</i>	(28,902,984)	12,508,250	31,353,680	30,748,734	32,228,578
2,900	<i>Contract Cost</i>	344,480,188	340,396,031	337,568,906	338,017,438	338,571,063
960	<i>FOM</i>	115,316,671	47,137,425	72,043,678	53,061,806	52,812,720
1,754	<i>Book Depreciation</i>	173,967,505	172,735,487	173,177,784	174,140,241	169,852,318
419	<i>Taxes</i>	39,254,911	28,362,879	25,953,302	23,571,733	20,560,828
1,010	<i>Capital Charge</i>	103,995,902	94,102,836	80,844,069	68,127,333	55,404,343
746	<i>Other Fixed Charges</i>	58,719,905	57,891,294	59,486,350	61,084,063	62,730,370
11,187	<i>Total Revenue Requirement</i>	999,280,957	922,279,155	945,557,890	962,376,241	953,980,033

Portfolio 8

NPV (millions of \$)	Category	2023	2024	2025	2026	2027
6,702	<i>Total Portfolio Cost</i>	506,916,072	551,383,990	560,532,281	595,417,506	605,684,434
2,308	<i>Total Owned Cost</i>	213,884,766	76,192,383	81,903,867	102,296,086	91,808,914
1,351	<i>Net Market Purchases</i>	(79,650,203)	106,868,297	113,386,402	127,694,773	148,159,531
3,042	<i>Contract Cost</i>	372,690,625	368,332,313	365,251,031	365,435,531	365,724,875
830	<i>FOM</i>	157,458,722	12,395,699	11,853,409	13,481,603	12,410,445
1,602	<i>Book Depreciation</i>	171,579,478	169,930,584	169,947,251	170,698,597	166,300,952
299	<i>Taxes</i>	29,288,600	13,745,042	12,508,343	11,440,475	9,943,451
802	<i>Capital Charge</i>	96,814,043	88,847,595	74,835,000	61,646,938	48,854,193
740	<i>Other Fixed Charges</i>	58,719,905	55,329,294	56,924,350	58,522,063	60,168,370
10,974	<i>Total Revenue Requirement</i>	1,020,776,821	891,632,204	886,600,633	911,207,182	903,361,844

Attachment 3-A

Portfolio 7

NPV (millions of \$)	Category	2028	2029	2030	2031	2032
6,297	<i>Total Portfolio Cost</i>	528,052,640	536,979,294	548,598,110	553,106,563	555,149,537
2,398	<i>Total Owned Cost</i>	138,119,031	97,007,836	105,495,875	110,955,109	116,071,070
999	<i>Net Market Purchases</i>	68,921,297	124,545,477	131,819,375	131,043,484	128,148,164
2,900	<i>Contract Cost</i>	321,020,844	315,434,406	311,291,250	311,116,375	310,938,625
960	<i>FOM</i>	67,808,299	26,257,174	28,303,491	27,433,001	28,993,011
1,754	<i>Book Depreciation</i>	172,680,341	161,939,389	101,980,928	101,425,780	55,068,340
419	<i>Taxes</i>	25,283,443	29,689,151	26,276,630	23,678,426	21,180,424
1,010	<i>Capital Charge</i>	67,758,724	78,359,172	65,583,522	56,673,335	49,460,969
746	<i>Other Fixed Charges</i>	64,429,874	63,585,631	65,346,292	67,098,693	68,917,354
11,187	<i>Total Revenue Requirement</i>	926,013,321	896,809,811	836,088,974	829,415,797	778,769,635

Portfolio 8

NPV (millions of \$)	Category	2028	2029	2030	2031	2032
6,702	<i>Total Portfolio Cost</i>	596,932,918	601,534,888	614,282,518	620,228,158	623,800,112
2,308	<i>Total Owned Cost</i>	107,843,711	97,007,836	105,495,875	110,955,109	116,071,070
1,351	<i>Net Market Purchases</i>	141,199,438	162,477,016	171,091,383	172,016,461	170,926,523
3,042	<i>Contract Cost</i>	347,898,656	342,058,813	337,704,000	337,265,344	336,811,188
830	<i>FOM</i>	13,577,102	12,994,745	14,762,551	13,607,701	14,877,379
1,602	<i>Book Depreciation</i>	146,973,586	136,098,996	76,004,088	75,309,629	28,809,952
299	<i>Taxes</i>	8,114,646	6,479,278	5,277,362	4,212,638	2,995,070
802	<i>Capital Charge</i>	36,166,266	24,531,772	16,573,598	11,112,552	6,838,366
740	<i>Other Fixed Charges</i>	61,867,874	63,585,631	65,346,292	67,098,693	68,917,354
10,974	<i>Total Revenue Requirement</i>	863,632,391	845,225,310	792,246,410	791,569,371	746,238,233

Attachment 3-A

Portfolio 7

NPV (millions of \$)	Category	2033	2034	2035	2036	2037
6,297	<i>Total Portfolio Cost</i>	568,696,562	579,264,089	582,580,600	590,608,873	608,199,969
2,398	<i>Total Owned Cost</i>	108,861,391	123,449,398	113,941,070	132,391,719	122,113,250
999	<i>Net Market Purchases</i>	149,822,063	147,369,938	160,972,492	151,653,984	180,758,820
2,900	<i>Contract Cost</i>	310,021,469	308,453,031	307,675,219	306,571,406	305,335,969
960	<i>FOM</i>	28,662,837	30,884,802	32,870,518	34,627,112	34,340,151
1,754	<i>Book Depreciation</i>	51,064,260	51,913,627	54,107,825	53,883,079	54,093,908
419	<i>Taxes</i>	19,166,972	18,008,202	19,472,473	20,314,313	18,573,561
1,010	<i>Capital Charge</i>	44,713,711	41,690,155	43,928,599	44,918,405	40,727,352
746	<i>Other Fixed Charges</i>	70,792,925	72,700,910	74,665,729	76,693,061	78,271,191
11,187	<i>Total Revenue Requirement</i>	783,097,266	794,461,786	807,625,744	821,044,842	834,206,133

Portfolio 8

NPV (millions of \$)	Category	2033	2034	2035	2036	2037
6,702	<i>Total Portfolio Cost</i>	638,813,088	650,488,955	668,751,938	679,229,881	698,607,492
2,308	<i>Total Owned Cost</i>	108,861,391	123,449,398	113,941,070	132,391,719	122,113,250
1,351	<i>Net Market Purchases</i>	194,318,594	193,239,492	222,000,016	215,409,148	246,550,523
3,042	<i>Contract Cost</i>	335,641,813	333,808,688	332,819,375	331,437,594	329,952,125
830	<i>FOM</i>	14,250,777	16,170,090	15,490,135	16,881,740	16,222,127
1,602	<i>Book Depreciation</i>	24,660,649	25,361,741	23,968,688	23,565,129	23,593,391
299	<i>Taxes</i>	2,107,149	1,646,414	1,568,772	1,021,959	247,563
802	<i>Capital Charge</i>	4,647,595	3,412,977	3,147,066	2,050,122	496,630
740	<i>Other Fixed Charges</i>	70,792,925	72,700,910	74,665,729	76,693,061	78,271,191
10,974	<i>Total Revenue Requirement</i>	755,272,184	769,781,087	787,592,328	799,441,892	817,438,394

Attachment 3-A

Portfolio 7

NPV (millions of \$)	Category	2038	2039	2040	2041	2042
6,297	<i>Total Portfolio Cost</i>	617,195,937	630,157,052	643,390,350	656,901,547	670,696,480
2,398	<i>Total Owned Cost</i>	124,932,672	127,556,258	130,234,939	132,969,873	135,762,240
999	<i>Net Market Purchases</i>	187,243,250	191,175,358	195,190,041	199,289,032	203,474,101
2,900	<i>Contract Cost</i>	305,028,094	311,433,684	317,973,791	324,651,241	331,468,917
960	<i>FOM</i>	35,270,317	36,010,994	36,767,225	37,539,337	38,327,663
1,754	<i>Book Depreciation</i>	48,703,123	48,054,191	47,968,216	48,175,296	48,386,724
419	<i>Taxes</i>	17,243,582	16,041,151	14,690,262	13,449,127	12,281,370
1,010	<i>Capital Charge</i>	37,360,337	34,345,252	31,142,886	28,175,339	25,355,166
746	<i>Other Fixed Charges</i>	79,882,462	81,559,994	83,272,754	85,021,481	86,806,932
11,187	<i>Total Revenue Requirement</i>	835,655,758	846,168,634	857,231,693	869,262,127	881,854,335

Portfolio 8

NPV (millions of \$)	Category	2038	2039	2040	2041	2042
6,702	<i>Total Portfolio Cost</i>	709,422,952	724,320,834	739,531,572	755,061,735	770,918,031
2,308	<i>Total Owned Cost</i>	124,932,672	127,556,258	130,234,939	132,969,873	135,762,240
1,351	<i>Net Market Purchases</i>	255,065,883	260,422,266	265,891,134	271,474,848	277,175,820
3,042	<i>Contract Cost</i>	329,432,813	336,350,902	343,414,270	350,625,970	357,989,116
830	<i>FOM</i>	16,771,814	17,124,022	17,483,627	17,850,783	18,225,649
1,602	<i>Book Depreciation</i>	18,016,205	17,176,958	16,896,671	16,905,358	16,914,227
299	<i>Taxes</i>	-	-	-	-	-
802	<i>Capital Charge</i>	-	-	-	-	-
740	<i>Other Fixed Charges</i>	79,882,462	81,559,994	83,272,754	85,021,481	86,806,932
10,974	<i>Total Revenue Requirement</i>	824,093,433	840,181,809	857,184,623	874,839,357	892,864,840

Attachment 3-A

Portfolio 7

NPV (millions of \$)	Category	2043	2044	2045	2046	2047
6,297	<i>Total Portfolio Cost</i>	684,781,106	699,161,509	713,843,901	728,834,623	744,140,150
2,398	<i>Total Owned Cost</i>	138,613,248	141,524,126	144,496,132	147,530,551	150,628,693
999	<i>Net Market Purchases</i>	207,747,057	212,109,746	216,564,050	221,111,895	225,755,245
2,900	<i>Contract Cost</i>	338,429,764	345,536,789	352,793,062	360,201,716	367,765,952
960	<i>FOM</i>	39,132,544	39,954,327	40,793,368	41,650,029	42,524,679
1,754	<i>Book Depreciation</i>	48,602,592	48,822,993	49,048,022	49,277,778	49,512,358
419	<i>Taxes</i>	11,149,072	9,929,591	8,605,181	7,283,947	5,967,278
1,010	<i>Capital Charge</i>	22,606,128	19,920,215	17,262,594	14,612,107	11,970,777
746	<i>Other Fixed Charges</i>	88,629,878	90,491,105	92,391,419	94,331,638	96,312,603
11,187	<i>Total Revenue Requirement</i>	894,901,319	908,279,740	921,944,485	935,990,122	950,427,845

Portfolio 8

NPV (millions of \$)	Category	2043	2044	2045	2046	2047
6,702	<i>Total Portfolio Cost</i>	787,107,310	803,636,563	820,512,931	837,743,703	855,336,320
2,308	<i>Total Owned Cost</i>	138,613,248	141,524,126	144,496,132	147,530,551	150,628,693
1,351	<i>Net Market Purchases</i>	282,996,512	288,939,439	295,007,167	301,202,317	307,527,566
3,042	<i>Contract Cost</i>	365,506,887	373,182,532	381,019,365	389,020,771	397,190,208
830	<i>FOM</i>	18,608,388	18,999,164	19,398,147	19,805,508	20,221,423
1,602	<i>Book Depreciation</i>	16,923,282	16,932,528	16,941,968	16,951,606	16,961,446
299	<i>Taxes</i>	-	-	-	-	-
802	<i>Capital Charge</i>	-	-	-	-	-
740	<i>Other Fixed Charges</i>	88,629,878	90,491,105	92,391,419	94,331,638	96,312,603
10,974	<i>Total Revenue Requirement</i>	911,268,858	930,059,361	949,244,464	968,832,454	988,831,793

Attachment 3-A

AGGRESSIVE ENVIRONMENTAL REGULATION

Portfolio 1

NPV (millions of \$)	Category	2018	2019	2020	2021	2022
9,849	Total Portfolio Cost	432,996,996	458,754,076	484,021,383	500,832,539	472,614,273
7,911	Total Owned Cost	342,399,531	328,691,563	370,266,813	360,052,594	374,025,500
1,561	Net Market Purchases	54,797,609	73,940,725	55,346,965	78,244,184	56,102,414
377	Contract Cost	35,799,855	56,121,789	58,407,605	62,535,762	42,486,359
2,067	FOM	133,370,882	164,451,192	151,419,421	165,369,278	146,399,364
2,357	Book Depreciation	220,968,273	225,910,788	229,382,567	239,259,413	242,896,641
768	Taxes	71,135,155	69,845,181	66,424,950	64,847,590	69,249,701
1,681	Capital Charge	161,830,191	157,986,176	148,612,479	142,935,712	149,254,181
836	Other Fixed Charges	52,280,063	54,407,421	56,629,135	58,339,564	59,779,203
17,557	Total Revenue Requirement	1,072,581,559	1,131,354,834	1,136,489,935	1,171,584,096	1,140,193,363

Portfolio 2

NPV (millions of \$)	Category	2018	2019	2020	2021	2022
8,154	Total Portfolio Cost	432,996,996	458,754,076	484,021,383	479,563,516	465,665,582
5,822	Total Owned Cost	342,399,531	328,691,563	370,266,813	360,052,594	374,025,500
532	Net Market Purchases	54,797,609	73,940,725	55,346,965	(16,296,719)	(73,457,090)
1,800	Contract Cost	35,799,855	56,121,789	58,407,605	135,807,641	165,097,172
1,764	FOM	136,950,000	177,482,288	163,501,845	176,802,274	163,682,066
1,870	Book Depreciation	217,220,321	221,310,490	224,303,185	228,565,552	220,738,653
531	Taxes	68,275,545	66,660,519	62,774,070	58,680,131	56,359,938
1,178	Capital Charge	156,093,614	151,597,521	141,288,560	130,563,357	123,396,415
775	Other Fixed Charges	49,718,063	51,845,421	54,067,135	55,777,564	57,217,203
14,271	Total Revenue Requirement	1,061,254,540	1,127,650,316	1,129,956,179	1,129,952,393	1,087,059,857

Portfolio 3

NPV (millions of \$)	Category	2018	2019	2020	2021	2022
6,812	Total Portfolio Cost	432,996,996	458,754,076	484,021,383	479,563,516	465,665,582
3,910	Total Owned Cost	342,399,531	328,691,563	370,266,813	360,052,594	374,025,500
1,034	Net Market Purchases	54,797,609	73,940,725	55,346,965	(16,296,719)	(73,457,090)
1,869	Contract Cost	35,799,855	56,121,789	58,407,605	135,807,641	165,097,172
1,504	FOM	136,950,000	177,482,288	163,501,845	176,802,274	163,682,066
2,087	Book Depreciation	217,220,321	221,310,490	224,303,185	228,565,552	220,738,653
659	Taxes	68,275,545	66,660,519	62,774,070	58,680,131	56,359,938
1,476	Capital Charge	156,093,614	151,597,521	141,288,560	130,563,357	123,396,415
764	Other Fixed Charges	49,718,063	51,845,421	54,067,135	55,777,564	57,217,203
13,304	Total Revenue Requirement	1,061,254,540	1,127,650,316	1,129,956,179	1,129,952,393	1,087,059,857

Attachment 3-A

AGGRESSIVE ENVIRONMENTAL REGULATION

Portfolio 1

NPV (millions of \$)	Category	2023	2024	2025	2026	2027
9,849	Total Portfolio Cost	491,108,996	493,934,910	523,432,434	905,084,082	941,578,129
7,911	Total Owned Cost	418,070,688	486,740,500	461,868,906	783,023,188	790,991,438
1,561	Net Market Purchases	28,683,969	(32,559,199)	23,553,699	83,419,609	111,105,180
377	Contract Cost	44,354,340	39,753,609	38,009,828	38,641,285	39,481,512
2,067	FOM	196,811,700	159,111,139	207,322,492	165,554,504	171,349,942
2,357	Book Depreciation	227,274,161	243,457,870	246,849,912	249,570,035	248,386,785
768	Taxes	80,477,267	91,097,082	91,821,028	86,101,205	79,788,577
1,681	Capital Charge	169,264,987	188,056,604	186,996,417	173,495,423	160,061,460
836	Other Fixed Charges	65,995,905	67,549,294	69,144,350	70,742,063	72,388,370
17,557	Total Revenue Requirement	1,230,933,015	1,243,206,899	1,325,566,632	1,650,547,311	1,673,553,264

Portfolio 2

NPV (millions of \$)	Category	2023	2024	2025	2026	2027
8,154	Total Portfolio Cost	487,703,082	502,085,133	522,694,113	761,716,164	784,423,258
5,822	Total Owned Cost	336,549,719	338,100,750	307,183,406	550,181,000	554,021,188
532	Net Market Purchases	(55,830,918)	(39,125,602)	14,306,473	9,313,727	27,064,727
1,800	Contract Cost	206,984,281	203,109,984	201,204,234	202,221,438	203,337,344
1,764	FOM	191,643,128	123,275,967	150,031,441	127,986,176	129,205,110
1,870	Book Depreciation	185,428,564	185,174,816	186,832,524	189,215,769	187,279,599
531	Taxes	56,469,037	54,726,673	50,113,965	45,747,517	41,369,493
1,178	Capital Charge	121,102,801	115,095,024	103,329,134	92,543,107	82,990,093
775	Other Fixed Charges	59,541,905	61,095,294	62,690,350	64,288,063	65,934,370
14,271	Total Revenue Requirement	1,101,888,517	1,041,452,907	1,075,691,527	1,281,496,796	1,291,201,923

Portfolio 3

NPV (millions of \$)	Category	2023	2024	2025	2026	2027
6,812	Total Portfolio Cost	486,462,313	500,415,477	520,745,047	755,027,422	777,163,500
3,910	Total Owned Cost	336,549,719	338,100,750	307,183,406	550,181,000	554,021,188
1,034	Net Market Purchases	(66,195,828)	(49,893,195)	3,324,516	(6,362,281)	10,863,313
1,869	Contract Cost	216,108,422	212,207,922	210,237,125	211,208,703	212,279,000
1,504	FOM	191,643,128	123,275,967	150,031,441	127,986,176	129,205,110
2,087	Book Depreciation	185,428,564	185,174,816	186,832,524	189,215,769	185,501,985
659	Taxes	56,469,037	54,726,673	50,113,965	45,747,517	40,316,693
1,476	Capital Charge	121,102,801	115,095,024	103,329,134	92,543,107	80,878,104
764	Other Fixed Charges	59,541,905	61,095,294	62,690,350	64,288,063	65,934,370
13,304	Total Revenue Requirement	1,100,647,747	1,039,783,251	1,073,742,460	1,274,808,054	1,278,999,762

Attachment 3-A

AGGRESSIVE ENVIRONMENTAL REGULATION

Portfolio 1

NPV (millions of \$)	Category	2028	2029	2030	2031	2032
9,849	Total Portfolio Cost	982,911,801	1,018,267,234	1,081,650,071	1,121,145,715	1,176,387,711
7,911	Total Owned Cost	827,780,250	827,964,438	942,459,500	926,768,875	993,494,625
1,561	Net Market Purchases	133,670,344	173,370,051	126,298,516	181,449,984	170,601,391
377	Contract Cost	21,461,207	16,932,746	12,892,056	12,926,855	12,291,695
2,067	FOM	175,695,389	178,355,398	183,430,417	185,648,924	190,359,427
2,357	Book Depreciation	231,395,217	222,737,973	164,916,905	166,550,585	122,200,086
768	Taxes	73,294,576	66,653,286	61,742,810	58,066,176	54,815,031
1,681	Capital Charge	147,034,040	133,711,148	123,860,391	116,484,806	109,962,782
836	Other Fixed Charges	74,087,874	75,805,631	77,566,292	79,318,693	81,137,354
17,557	Total Revenue Requirement	1,684,418,896	1,695,530,670	1,693,166,887	1,727,214,898	1,734,862,391

Portfolio 2

NPV (millions of \$)	Category	2028	2029	2030	2031	2032
8,154	Total Portfolio Cost	800,538,945	818,328,820	859,297,148	878,896,016	904,476,453
5,822	Total Owned Cost	576,341,625	568,274,500	673,235,875	638,876,313	689,020,875
532	Net Market Purchases	38,194,820	68,733,039	8,433,602	61,995,750	37,380,938
1,800	Contract Cost	186,002,500	181,321,281	177,627,672	178,023,953	178,074,641
1,764	FOM	132,707,660	134,507,914	138,705,984	140,030,002	143,828,127
1,870	Book Depreciation	169,520,054	160,079,473	101,459,400	102,278,096	57,096,314
531	Taxes	36,531,997	31,522,829	28,228,304	26,163,190	24,532,109
1,178	Capital Charge	73,285,739	63,236,998	56,627,949	52,485,187	49,213,125
775	Other Fixed Charges	67,633,874	69,351,631	71,112,292	72,864,693	74,683,354
14,271	Total Revenue Requirement	1,280,218,269	1,277,027,666	1,255,431,078	1,272,717,184	1,253,829,481

Portfolio 3

NPV (millions of \$)	Category	2028	2029	2030	2031	2032
6,812	Total Portfolio Cost	612,614,391	621,250,000	651,082,367	662,238,563	676,676,258
3,910	Total Owned Cost	395,229,563	293,832,250	334,781,438	325,418,531	330,824,750
1,034	Net Market Purchases	22,467,266	137,246,063	129,859,336	150,027,781	159,035,523
1,869	Contract Cost	194,917,563	190,171,688	186,441,594	186,792,250	186,815,984
1,504	FOM	159,684,523	87,982,490	91,277,594	86,291,935	89,114,011
2,087	Book Depreciation	215,022,552	204,932,170	145,604,174	145,658,000	99,653,720
659	Taxes	53,675,208	66,324,485	59,479,304	53,996,550	49,435,801
1,476	Capital Charge	123,065,097	160,384,353	142,253,737	129,377,554	118,381,078
764	Other Fixed Charges	67,633,874	66,969,631	68,730,292	70,482,693	72,301,354
13,304	Total Revenue Requirement	1,231,695,645	1,207,843,128	1,158,427,470	1,148,045,294	1,105,562,222

Attachment 3-A

AGGRESSIVE ENVIRONMENTAL REGULATION

Portfolio 1

NPV (millions of \$)	Category	2033	2034	2035	2036	2037
9,849	Total Portfolio Cost	1,256,188,597	1,326,124,443	1,203,571,438	1,265,719,560	1,333,905,158
7,911	Total Owned Cost	1,050,282,250	1,093,270,625	978,206,750	984,481,063	945,490,875
1,561	Net Market Purchases	193,607,719	221,716,609	214,854,234	272,202,531	379,373,891
377	Contract Cost	12,298,628	11,137,209	10,510,453	9,035,966	9,040,393
2,067	FOM	193,242,466	198,741,612	185,530,183	190,346,427	193,180,444
2,357	Book Depreciation	120,144,447	122,393,741	157,035,194	157,876,679	159,106,464
768	Taxes	52,367,173	47,165,594	61,853,739	76,690,498	69,665,565
1,681	Capital Charge	105,052,208	100,199,648	134,771,188	163,582,610	148,537,953
836	Other Fixed Charges	83,012,925	84,920,910	84,323,729	86,351,061	87,929,191
17,557	Total Revenue Requirement	1,810,007,815	1,879,545,949	1,827,085,471	1,940,566,833	1,992,324,775

Portfolio 2

NPV (millions of \$)	Category	2033	2034	2035	2036	2037
8,154	Total Portfolio Cost	951,699,617	996,668,391	882,749,828	921,135,711	960,154,750
5,822	Total Owned Cost	740,723,313	766,539,500	641,120,000	632,974,313	575,156,750
532	Net Market Purchases	32,919,711	53,078,406	64,908,156	112,308,648	209,477,891
1,800	Contract Cost	178,056,594	177,050,484	176,721,672	175,852,750	175,520,109
1,764	FOM	145,780,540	150,330,447	132,836,739	136,595,799	138,351,421
1,870	Book Depreciation	54,192,765	55,577,191	84,504,794	84,412,375	84,689,544
531	Taxes	23,720,586	19,880,983	33,218,919	47,317,166	42,510,604
1,178	Capital Charge	47,585,153	46,051,197	78,475,859	105,756,482	95,112,736
775	Other Fixed Charges	76,558,925	78,466,910	77,869,729	79,897,061	81,475,191
14,271	Total Revenue Requirement	1,299,537,585	1,346,975,119	1,289,655,867	1,375,114,594	1,402,294,246

Portfolio 3

NPV (millions of \$)	Category	2033	2034	2035	2036	2037
6,812	Total Portfolio Cost	712,518,586	741,302,578	604,504,313	618,419,078	650,703,547
3,910	Total Owned Cost	374,536,188	379,085,531	265,898,938	183,375,219	174,919,531
1,034	Net Market Purchases	151,248,758	176,535,141	153,288,766	250,623,500	291,760,219
1,869	Contract Cost	186,733,641	185,681,906	185,316,609	184,420,359	184,023,797
1,504	FOM	90,073,557	93,613,519	69,570,622	72,097,918	72,597,845
2,087	Book Depreciation	95,869,350	96,895,044	129,172,912	129,325,742	129,922,077
659	Taxes	46,065,322	40,975,540	55,906,295	71,542,863	66,401,757
1,476	Capital Charge	109,772,367	103,496,630	136,896,852	165,444,336	152,310,355
764	Other Fixed Charges	74,176,925	76,084,910	75,487,729	77,515,061	79,093,191
13,304	Total Revenue Requirement	1,128,476,107	1,152,368,221	1,071,538,724	1,134,344,998	1,151,028,771

Attachment 3-A

AGGRESSIVE ENVIRONMENTAL REGULATION

Portfolio 1

NPV (millions of \$)	Category	2038	2039	2040	2041	2042
9,849	Total Portfolio Cost	1,377,437,101	1,406,363,280	1,435,896,909	1,466,050,744	1,496,837,809
7,911	Total Owned Cost	1,042,120,625	1,064,005,158	1,086,349,266	1,109,162,601	1,132,455,016
1,561	Net Market Purchases	326,274,883	333,126,655	340,122,315	347,264,884	354,557,446
377	Contract Cost	9,041,593	9,231,466	9,425,327	9,623,259	9,825,347
2,067	FOM	198,125,580	202,286,217	206,534,228	210,871,446	215,299,747
2,357	Book Depreciation	151,801,067	150,667,052	150,269,601	144,781,649	131,332,851
768	Taxes	49,367,691	31,009,785	28,850,179	27,475,187	26,705,321
1,681	Capital Charge	137,382,501	126,170,769	113,048,156	101,585,247	91,601,028
836	Other Fixed Charges	89,540,462	91,420,812	93,340,649	95,300,802	97,302,119
17,557	Total Revenue Requirement	2,003,654,401	2,007,917,915	2,027,939,720	2,046,065,075	2,059,078,875

Portfolio 2

NPV (millions of \$)	Category	2038	2039	2040	2041	2042
8,154	Total Portfolio Cost	995,240,148	1,016,140,192	1,037,479,136	1,059,266,197	1,081,510,788
5,822	Total Owned Cost	663,651,125	677,587,799	691,817,142	706,345,302	721,178,554
532	Net Market Purchases	155,927,258	159,201,730	162,544,967	165,958,411	169,443,537
1,800	Contract Cost	175,661,766	179,350,663	183,117,027	186,962,484	190,888,696
1,764	FOM	141,465,823	144,436,605	147,469,774	150,566,639	153,728,539
1,870	Book Depreciation	79,354,619	78,647,506	78,400,018	76,999,764	74,365,930
531	Taxes	33,305,631	25,090,202	23,103,277	21,708,642	20,662,587
1,178	Capital Charge	86,870,004	79,575,415	72,552,713	66,776,654	61,787,173
775	Other Fixed Charges	83,086,462	84,831,278	86,612,734	88,431,602	90,288,666
14,271	Total Revenue Requirement	1,419,322,687	1,428,721,197	1,445,617,652	1,463,749,498	1,482,343,682

Portfolio 3

NPV (millions of \$)	Category	2038	2039	2040	2041	2042
6,812	Total Portfolio Cost	665,087,766	679,054,609	693,314,755	707,874,365	722,739,727
3,910	Total Owned Cost	179,777,625	183,552,955	187,407,567	191,343,126	195,361,332
1,034	Net Market Purchases	301,181,188	307,505,992	313,963,618	320,556,854	327,288,548
1,869	Contract Cost	184,128,953	187,995,661	191,943,570	195,974,385	200,089,847
1,504	FOM	74,331,422	75,892,382	77,486,122	79,113,330	80,774,710
2,087	Book Depreciation	124,913,020	124,573,366	124,701,054	123,683,855	121,441,120
659	Taxes	62,592,917	59,184,850	55,812,088	53,081,708	50,721,053
1,476	Capital Charge	141,848,992	132,434,094	123,371,064	115,655,166	108,768,264
764	Other Fixed Charges	80,704,462	82,399,256	84,129,640	85,896,362	87,700,186
13,304	Total Revenue Requirement	1,149,478,579	1,153,538,556	1,158,814,723	1,165,304,788	1,172,145,061

Attachment 3-A

AGGRESSIVE ENVIRONMENTAL REGULATION

Portfolio 1

NPV (millions of \$)	Category	2043	2044	2045	2046	2047
9,849	Total Portfolio Cost	1,528,271,403	1,560,365,103	1,593,132,770	1,626,588,558	1,660,746,918
7,911	Total Owned Cost	1,156,236,571	1,180,517,539	1,205,308,407	1,230,619,884	1,256,462,901
1,561	Net Market Purchases	362,003,153	369,605,219	377,366,928	385,291,634	393,382,758
377	Contract Cost	10,031,680	10,242,345	10,457,434	10,677,040	10,901,258
2,067	FOM	219,821,041	224,437,283	229,150,466	233,962,626	238,875,841
2,357	Book Depreciation	108,102,923	92,524,726	92,837,757	93,157,363	93,483,680
768	Taxes	26,301,291	25,976,037	25,256,912	24,282,867	23,344,262
1,681	Capital Charge	83,151,232	76,388,148	70,451,463	64,654,874	58,929,380
836	Other Fixed Charges	99,345,464	101,431,718	103,561,785	105,736,582	107,957,050
17,557	Total Revenue Requirement	2,064,993,355	2,081,123,015	2,114,391,154	2,148,382,870	2,183,337,132

Portfolio 2

NPV (millions of \$)	Category	2043	2044	2045	2046	2047
8,154	Total Portfolio Cost	1,104,222,514	1,127,411,187	1,151,086,822	1,175,259,645	1,199,940,098
5,822	Total Owned Cost	736,323,303	751,786,093	767,573,601	783,692,646	800,150,192
532	Net Market Purchases	173,001,852	176,634,891	180,344,223	184,131,452	187,998,213
1,800	Contract Cost	194,897,359	198,990,204	203,168,998	207,435,547	211,791,693
1,764	FOM	156,956,838	160,252,932	163,618,243	167,054,226	170,562,365
1,870	Book Depreciation	72,758,582	73,017,159	73,281,165	73,550,716	73,825,927
531	Taxes	19,667,488	18,671,310	17,671,745	16,691,425	15,736,693
1,178	Capital Charge	57,085,503	52,576,168	48,136,351	43,735,140	39,385,259
775	Other Fixed Charges	92,184,728	94,120,607	96,097,140	98,115,179	100,175,598
14,271	Total Revenue Requirement	1,502,875,654	1,526,049,362	1,549,891,466	1,574,406,332	1,599,625,940

Portfolio 3

NPV (millions of \$)	Category	2043	2044	2045	2046	2047
6,812	Total Portfolio Cost	737,917,261	753,413,524	769,235,208	785,389,147	801,882,319
3,910	Total Owned Cost	199,463,920	203,652,662	207,929,368	212,295,885	216,754,098
1,034	Net Market Purchases	334,161,608	341,179,001	348,343,761	355,658,979	363,127,818
1,869	Contract Cost	204,291,734	208,581,860	212,962,079	217,434,283	222,000,403
1,504	FOM	82,470,979	84,202,870	85,971,130	87,776,524	89,619,831
2,087	Book Depreciation	120,233,084	120,899,358	121,579,623	122,274,174	122,983,311
659	Taxes	48,321,231	45,803,788	43,138,397	40,357,387	37,570,713
1,476	Capital Charge	102,152,568	95,712,969	89,326,542	82,962,128	76,620,010
764	Other Fixed Charges	89,541,890	91,422,270	93,342,137	95,302,322	97,303,671
13,304	Total Revenue Requirement	1,180,637,014	1,191,454,778	1,202,593,038	1,214,061,682	1,225,979,856

Attachment 3-A

Portfolio 4

NPV (millions of \$)	Category	2018	2019	2020	2021	2022
6,812	Total Portfolio Cost	432,996,996	458,754,076	484,021,383	479,563,516	465,665,582
3,910	Total Owned Cost	342,399,531	328,691,563	370,266,813	360,052,594	374,025,500
1,034	Net Market Purchases	54,797,609	73,940,725	55,346,965	(16,296,719)	(73,457,090)
1,869	Contract Cost	35,799,855	56,121,789	58,407,605	135,807,641	165,097,172
1,504	FOM	136,950,000	177,482,288	163,501,845	176,802,274	163,682,066
2,036	Book Depreciation	217,208,448	221,206,027	224,002,080	226,621,246	215,912,464
644	Taxes	68,266,291	66,615,450	62,618,918	57,817,098	53,784,092
1,429	Capital Charge	156,075,050	151,507,111	140,977,314	128,832,053	118,229,088
758	Other Fixed Charges	49,718,063	51,845,421	54,067,135	55,777,564	57,217,203
13,184	Total Revenue Requirement	1,061,214,848	1,127,410,374	1,129,188,675	1,125,413,751	1,074,490,496

Portfolio 5

NPV (millions of \$)	Category	2018	2019	2020	2021	2022
7,367	Total Portfolio Cost	432,996,996	458,754,076	484,021,383	479,563,516	465,665,582
3,354	Total Owned Cost	342,399,531	328,691,563	370,266,813	360,052,594	374,025,500
1,491	Net Market Purchases	54,797,609	73,940,725	55,346,965	(16,296,719)	(73,457,090)
2,522	Contract Cost	35,799,855	56,121,789	58,407,605	135,807,641	165,097,172
1,093	FOM	136,950,000	168,317,000	153,930,475	161,507,630	157,146,437
1,715	Book Depreciation	217,045,298	220,119,307	221,890,641	222,783,869	210,445,617
405	Taxes	68,073,038	65,879,512	60,761,924	54,414,199	48,547,107
967	Capital Charge	155,687,371	150,030,767	137,252,053	122,005,601	107,723,330
752	Other Fixed Charges	49,718,063	51,845,421	54,067,135	55,777,564	57,217,203
12,298	Total Revenue Requirement	1,060,470,766	1,114,946,084	1,111,923,611	1,096,052,379	1,046,745,276

Portfolio 6

NPV (millions of \$)	Category	2018	2019	2020	2021	2022
7,134	Total Portfolio Cost	432,996,996	458,754,076	484,021,383	479,563,516	465,665,582
2,871	Total Owned Cost	342,399,531	328,691,563	370,266,813	360,052,594	374,025,500
1,665	Net Market Purchases	54,797,609	73,940,725	55,346,965	(16,296,719)	(73,457,090)
2,597	Contract Cost	35,799,855	56,121,789	58,407,605	135,807,641	165,097,172
1,027	FOM	136,950,000	168,317,000	153,930,475	161,507,630	157,146,437
1,752	Book Depreciation	217,045,298	220,119,307	221,890,641	222,783,869	210,445,617
418	Taxes	68,073,038	65,879,512	60,761,924	54,414,199	48,547,107
1,007	Capital Charge	155,687,371	150,030,767	137,252,053	122,005,601	107,723,330
746	Other Fixed Charges	49,718,063	51,845,421	54,067,135	55,777,564	57,217,203
12,084	Total Revenue Requirement	1,060,470,766	1,114,946,084	1,111,923,611	1,096,052,379	1,046,745,276

Attachment 3-A

Portfolio 4

NPV (millions of \$)	Category	2023	2024	2025	2026	2027
6,812	Total Portfolio Cost	486,462,313	500,415,477	520,745,047	755,027,422	777,163,500
3,910	Total Owned Cost	336,549,719	338,100,750	307,183,406	550,181,000	554,021,188
1,034	Net Market Purchases	(66,195,828)	(49,893,195)	3,324,516	(6,362,281)	10,863,313
1,869	Contract Cost	216,108,422	212,207,922	210,237,125	211,208,703	212,279,000
1,504	FOM	191,643,128	123,275,967	150,031,441	127,986,176	129,205,110
2,036	Book Depreciation	178,741,770	178,488,022	180,145,730	182,528,975	178,815,191
644	Taxes	52,197,160	49,985,925	45,665,736	41,585,278	36,434,434
1,429	Capital Charge	112,533,118	105,584,752	94,405,676	84,193,365	73,090,019
758	Other Fixed Charges	58,719,905	60,273,294	61,868,350	63,466,063	65,112,370
13,184	Total Revenue Requirement	1,080,297,393	1,018,023,437	1,052,861,979	1,254,787,278	1,259,820,624

Portfolio 5

NPV (millions of \$)	Category	2023	2024	2025	2026	2027
7,367	Total Portfolio Cost	497,560,502	531,352,310	546,475,250	686,118,084	705,574,653
3,354	Total Owned Cost	251,885,578	169,738,391	161,510,344	276,074,875	289,009,813
1,491	Net Market Purchases	(57,576,523)	62,511,953	88,458,676	113,005,156	118,890,320
2,522	Contract Cost	303,260,563	299,110,969	296,515,250	297,046,938	297,683,406
1,093	FOM	164,448,267	47,137,425	72,043,678	53,061,806	52,812,720
1,715	Book Depreciation	174,126,839	172,922,521	173,571,842	174,700,429	170,606,413
405	Taxes	38,086,291	28,889,085	26,599,360	24,414,284	21,583,240
967	Capital Charge	101,579,022	95,015,898	82,002,667	69,685,213	57,328,141
752	Other Fixed Charges	58,719,905	57,891,294	59,486,350	61,084,063	62,730,370
12,298	Total Revenue Requirement	1,034,520,827	933,208,533	960,179,145	1,069,063,879	1,070,635,537

Portfolio 6

NPV (millions of \$)	Category	2023	2024	2025	2026	2027
7,134	Total Portfolio Cost	497,498,729	530,867,807	545,705,097	680,697,874	699,587,637
2,871	Total Owned Cost	251,885,578	169,738,391	161,510,344	276,074,875	289,009,813
1,665	Net Market Purchases	(67,716,859)	51,979,199	77,710,742	97,657,570	103,026,305
2,597	Contract Cost	313,339,125	309,159,219	306,493,031	306,974,313	307,560,406
1,027	FOM	164,448,267	47,137,425	72,043,678	53,061,806	52,812,720
1,752	Book Depreciation	174,126,839	172,894,820	173,337,117	174,299,575	170,011,651
418	Taxes	38,086,291	28,872,679	26,444,668	24,045,488	21,017,734
1,007	Capital Charge	101,579,022	94,982,986	81,692,343	68,945,383	56,193,696
746	Other Fixed Charges	58,719,905	57,891,294	59,486,350	61,084,063	62,730,370
12,084	Total Revenue Requirement	1,034,459,053	932,647,010	958,709,252	1,062,134,187	1,062,353,809

Attachment 3-A

Portfolio 4

NPV (millions of \$)	Category	2028	2029	2030	2031	2032
6,812	Total Portfolio Cost	612,614,391	621,250,000	651,082,367	662,238,563	676,676,258
3,910	Total Owned Cost	395,229,563	293,832,250	334,781,438	325,418,531	330,824,750
1,034	Net Market Purchases	22,467,266	137,246,063	129,859,336	150,027,781	159,035,523
1,869	Contract Cost	194,917,563	190,171,688	186,441,594	186,792,250	186,815,984
1,504	FOM	159,684,523	87,982,490	91,277,594	86,291,935	89,114,011
2,036	Book Depreciation	208,335,758	198,245,376	138,917,380	138,971,206	92,966,926
644	Taxes	51,834,414	66,383,928	59,532,524	54,042,562	49,474,489
1,429	Capital Charge	115,827,695	153,688,563	136,093,953	123,751,801	113,289,125
758	Other Fixed Charges	66,811,874	66,147,631	67,908,292	69,660,693	71,479,354
13,184	Total Revenue Requirement	1,215,108,655	1,193,697,987	1,144,812,112	1,134,956,759	1,093,000,163

Portfolio 5

NPV (millions of \$)	Category	2028	2029	2030	2031	2032
7,367	Total Portfolio Cost	707,651,488	721,644,716	752,505,104	764,986,283	780,969,347
3,354	Total Owned Cost	281,751,750	293,832,250	334,781,438	325,418,531	330,824,750
1,491	Net Market Purchases	145,839,938	153,109,586	147,097,844	169,033,477	179,850,234
2,522	Contract Cost	280,068,688	274,711,656	270,634,563	270,543,031	270,303,031
1,093	FOM	54,818,652	55,093,137	57,735,722	57,579,589	59,798,705
1,715	Book Depreciation	151,860,763	141,409,930	81,751,083	81,503,586	35,170,576
405	Taxes	18,528,608	15,742,842	13,281,322	10,949,219	8,957,586
967	Capital Charge	45,292,926	34,416,799	26,999,969	22,070,818	17,969,544
752	Other Fixed Charges	64,429,874	66,147,631	67,908,292	69,660,693	71,479,354
12,298	Total Revenue Requirement	1,042,582,311	1,034,455,056	1,000,181,493	1,006,750,187	974,345,112

Portfolio 6

NPV (millions of \$)	Category	2028	2029	2030	2031	2032
7,134	Total Portfolio Cost	618,205,121	631,247,865	654,510,151	665,969,736	676,604,761
2,871	Total Owned Cost	174,885,500	124,501,828	134,860,438	139,824,719	151,733,516
1,665	Net Market Purchases	153,413,539	222,266,969	239,288,016	245,925,242	244,922,477
2,597	Contract Cost	289,914,969	284,487,844	280,370,438	280,228,531	279,957,438
1,027	FOM	67,799,808	26,248,505	28,294,641	27,423,964	28,983,784
1,752	Book Depreciation	172,825,257	162,084,218	102,125,667	101,570,428	55,212,896
418	Taxes	25,730,883	30,114,785	26,677,224	24,057,185	21,538,069
1,007	Capital Charge	68,504,297	79,066,106	66,275,220	57,352,402	50,127,572
746	Other Fixed Charges	64,429,874	63,585,631	65,346,292	67,098,693	68,917,354
12,084	Total Revenue Requirement	1,017,495,239	992,347,110	943,229,195	943,472,408	901,384,436

Attachment 3-A

Portfolio 4

NPV (millions of \$)	Category	2033	2034	2035	2036	2037
6,812	Total Portfolio Cost	712,518,586	741,302,578	604,504,313	618,419,078	650,703,547
3,910	Total Owned Cost	374,536,188	379,085,531	265,898,938	183,375,219	174,919,531
1,034	Net Market Purchases	151,248,758	176,535,141	153,288,766	250,623,500	291,760,219
1,869	Contract Cost	186,733,641	185,681,906	185,316,609	184,420,359	184,023,797
1,504	FOM	90,073,557	93,613,519	69,570,622	72,097,918	72,597,845
2,036	Book Depreciation	89,182,556	90,208,250	122,486,118	122,638,948	123,235,283
644	Taxes	46,096,686	40,999,580	55,923,012	71,552,256	66,403,826
1,429	Capital Charge	105,214,214	99,472,276	133,406,298	162,487,582	149,887,400
758	Other Fixed Charges	73,354,925	75,262,910	74,665,729	76,693,061	78,271,191
13,184	Total Revenue Requirement	1,116,440,524	1,140,859,114	1,060,556,093	1,123,888,843	1,141,099,091

Portfolio 5

NPV (millions of \$)	Category	2033	2034	2035	2036	2037
7,367	Total Portfolio Cost	818,059,041	848,362,729	731,423,368	748,249,108	783,155,766
3,354	Total Owned Cost	374,536,188	379,085,531	265,898,938	183,375,219	174,919,531
1,491	Net Market Purchases	173,917,750	201,157,977	198,116,703	298,631,219	343,001,328
2,522	Contract Cost	269,613,813	268,127,844	267,416,250	266,251,250	265,243,313
1,093	FOM	60,142,629	63,054,042	36,012,735	37,835,315	37,615,727
1,715	Book Depreciation	31,067,939	31,785,698	60,313,301	60,120,883	60,364,718
405	Taxes	7,702,202	4,265,525	18,496,548	33,312,104	29,445,177
967	Capital Charge	15,451,155	13,706,348	46,948,724	75,758,844	67,090,599
752	Other Fixed Charges	73,354,925	75,262,910	74,665,729	76,693,061	78,271,191
12,298	Total Revenue Requirement	1,005,777,892	1,036,437,253	967,860,405	1,031,969,314	1,055,943,178

Portfolio 6

NPV (millions of \$)	Category	2033	2034	2035	2036	2037
7,134	Total Portfolio Cost	702,836,948	726,485,862	739,992,720	760,545,483	795,624,758
2,871	Total Owned Cost	144,060,688	167,202,625	155,372,406	183,375,219	174,919,531
1,665	Net Market Purchases	279,586,438	281,629,703	307,718,586	301,465,063	346,077,102
2,597	Contract Cost	279,198,531	277,662,156	276,910,250	275,713,781	274,636,531
1,027	FOM	28,653,416	30,875,184	32,860,698	34,617,086	34,329,915
1,752	Book Depreciation	51,208,721	52,057,990	54,252,090	54,027,242	54,237,968
418	Taxes	19,517,007	18,350,380	19,806,667	20,640,527	18,891,797
1,007	Capital Charge	45,367,603	42,330,834	44,555,817	45,532,165	41,327,659
746	Other Fixed Charges	70,792,925	72,700,910	74,665,729	76,693,061	78,271,191
12,084	Total Revenue Requirement	918,376,620	942,801,160	966,133,721	992,055,564	1,022,683,287

Attachment 3-A

Portfolio 4

NPV (millions of \$)	Category	2038	2039	2040	2041	2042
6,812	Total Portfolio Cost	665,087,766	679,054,609	693,314,755	707,874,365	722,739,727
3,910	Total Owned Cost	179,777,625	183,552,955	187,407,567	191,343,126	195,361,332
1,034	Net Market Purchases	301,181,188	307,505,992	313,963,618	320,556,854	327,288,548
1,869	Contract Cost	184,128,953	187,995,661	191,943,570	195,974,385	200,089,847
1,504	FOM	74,331,422	75,892,382	77,486,122	79,113,330	80,774,710
2,036	Book Depreciation	118,238,099	117,991,034	118,315,365	118,941,367	119,580,514
644	Taxes	62,587,453	59,170,228	55,785,107	53,015,192	50,568,672
1,429	Capital Charge	139,959,418	131,074,151	122,530,048	115,266,698	108,663,948
758	Other Fixed Charges	79,882,462	81,559,994	83,272,754	85,021,481	86,806,932
13,184	Total Revenue Requirement	1,140,086,620	1,144,742,397	1,150,704,151	1,159,232,434	1,169,134,505

Portfolio 5

NPV (millions of \$)	Category	2038	2039	2040	2041	2042
7,367	Total Portfolio Cost	799,436,991	816,225,168	833,365,897	850,866,580	868,734,779
3,354	Total Owned Cost	179,777,625	183,552,955	187,407,567	191,343,126	195,361,332
1,491	Net Market Purchases	354,666,063	362,114,050	369,718,445	377,482,532	385,409,665
2,522	Contract Cost	265,001,719	270,566,755	276,248,657	282,049,878	287,972,926
1,093	FOM	38,614,679	39,425,588	40,253,525	41,098,849	41,961,925
1,715	Book Depreciation	55,007,633	54,393,109	54,342,263	54,585,210	54,833,259
405	Taxes	26,810,156	24,609,964	22,491,741	20,936,168	19,666,654
967	Capital Charge	60,893,643	55,665,044	50,711,414	46,901,145	43,664,907
752	Other Fixed Charges	79,882,462	81,559,994	83,272,754	85,021,481	86,806,932
12,298	Total Revenue Requirement	1,060,645,564	1,071,878,866	1,084,437,593	1,099,409,434	1,115,668,456

Portfolio 6

NPV (millions of \$)	Category	2038	2039	2040	2041	2042
7,134	Total Portfolio Cost	811,956,866	829,007,960	846,417,128	864,191,887	882,339,917
2,871	Total Owned Cost	179,777,625	183,552,955	187,407,567	191,343,126	195,361,332
1,665	Net Market Purchases	357,833,031	365,347,525	373,019,823	380,853,239	388,851,157
2,597	Contract Cost	274,354,625	280,116,072	285,998,510	292,004,478	298,136,572
1,027	FOM	35,270,317	36,010,993	36,767,224	37,539,336	38,327,662
1,752	Book Depreciation	48,861,802	48,212,871	48,126,896	48,333,975	48,545,403
418	Taxes	17,562,199	16,359,275	14,999,285	13,741,174	12,539,023
1,007	Capital Charge	37,963,961	34,950,439	31,732,367	28,733,315	25,846,698
746	Other Fixed Charges	79,882,462	81,559,994	83,272,754	85,021,481	86,806,932
12,084	Total Revenue Requirement	1,031,497,607	1,046,101,532	1,061,315,653	1,077,561,169	1,094,405,636

Attachment 3-A

Portfolio 4

NPV (millions of \$)	Category	2043	2044	2045	2046	2047
6,812	Total Portfolio Cost	737,917,261	753,413,524	769,235,208	785,389,147	801,882,319
3,910	Total Owned Cost	199,463,920	203,652,662	207,929,368	212,295,885	216,754,098
1,034	Net Market Purchases	334,161,608	341,179,001	348,343,761	355,658,979	363,127,818
1,869	Contract Cost	204,291,734	208,581,860	212,962,079	217,434,283	222,000,403
1,504	FOM	82,470,979	84,202,870	85,971,130	87,776,524	89,619,831
2,036	Book Depreciation	120,233,084	120,899,358	121,579,623	122,274,174	122,983,311
644	Taxes	48,149,987	45,667,080	43,070,043	40,357,387	37,570,713
1,429	Capital Charge	102,144,100	95,712,969	89,326,542	82,962,128	76,620,010
758	Other Fixed Charges	88,629,878	90,491,105	92,391,419	94,331,638	96,312,603
13,184	Total Revenue Requirement	1,179,545,289	1,190,386,906	1,201,573,966	1,213,090,998	1,224,988,788

Portfolio 5

NPV (millions of \$)	Category	2043	2044	2045	2046	2047
7,367	Total Portfolio Cost	886,978,209	905,604,751	924,622,451	944,039,523	963,864,353
3,354	Total Owned Cost	199,463,920	203,652,662	207,929,368	212,295,885	216,754,098
1,491	Net Market Purchases	393,503,268	401,766,837	410,203,941	418,818,223	427,613,406
2,522	Contract Cost	294,020,357	300,194,785	306,498,875	312,935,352	319,506,994
1,093	FOM	42,843,125	43,742,831	44,661,430	45,599,320	46,556,906
1,715	Book Depreciation	55,086,517	55,345,093	55,609,100	55,878,650	56,153,861
405	Taxes	18,432,154	17,246,806	16,084,819	14,927,684	13,776,821
967	Capital Charge	40,498,907	37,431,511	34,410,978	31,400,179	28,401,960
752	Other Fixed Charges	88,629,878	90,491,105	92,391,419	94,331,638	96,312,603
12,298	Total Revenue Requirement	1,132,468,791	1,149,862,099	1,167,780,197	1,186,176,995	1,205,066,504

Portfolio 6

NPV (millions of \$)	Category	2043	2044	2045	2046	2047
7,134	Total Portfolio Cost	900,869,055	919,787,305	939,102,839	958,823,998	978,959,302
2,871	Total Owned Cost	199,463,920	203,652,662	207,929,368	212,295,885	216,754,098
1,665	Net Market Purchases	397,017,032	405,354,389	413,866,831	422,558,035	431,431,754
2,597	Contract Cost	304,397,440	310,789,787	317,316,372	323,980,016	330,783,596
1,027	FOM	39,132,543	39,954,326	40,793,367	41,650,028	42,524,678
1,752	Book Depreciation	48,761,271	48,981,672	49,206,702	49,436,457	49,671,037
418	Taxes	11,367,773	10,128,183	8,798,532	7,472,437	6,150,906
1,007	Capital Charge	23,032,064	20,317,844	17,650,470	14,990,230	12,339,147
746	Other Fixed Charges	88,629,878	90,491,105	92,391,419	94,331,638	96,312,603
12,084	Total Revenue Requirement	1,111,792,584	1,129,660,437	1,147,943,328	1,166,704,788	1,185,957,674

Attachment 3-A

Portfolio 6b

NPV (millions of \$)	Category	2018	2019	2020	2021	2022
7,711	Total Portfolio Cost	432,996,996	458,754,076	484,021,383	479,563,516	465,665,582
3,079	Total Owned Cost	342,399,531	328,691,563	370,266,813	360,052,594	374,025,500
2,619	Net Market Purchases	54,797,609	73,940,725	55,346,965	(16,296,719)	(73,457,090)
2,013	Contract Cost	35,799,855	56,121,789	58,407,605	135,807,641	165,097,172
1,257	FOM	136,950,000	168,317,000	153,930,475	161,507,630	157,146,437
1,824	Book Depreciation	216,893,065	220,349,240	222,405,507	224,780,403	213,045,251
466	Taxes	67,892,717	65,929,545	61,204,874	55,883,733	51,185,689
1,121	Capital Charge	155,325,633	150,131,136	138,140,643	124,953,587	113,016,511
746	Other Fixed Charges	49,718,063	51,845,421	54,067,135	55,777,564	57,217,203
13,125	Total Revenue Requirement	1,059,776,474	1,115,326,419	1,113,770,018	1,102,466,432	1,057,276,673

Portfolio 6c

NPV (millions of \$)	Category	2018	2019	2020	2021	2022
7,377	Total Portfolio Cost	432,996,996	458,754,076	484,022,516	479,564,180	465,667,395
2,974	Total Owned Cost	342,399,531	328,691,563	370,262,094	360,050,375	374,025,906
2,061	Net Market Purchases	54,797,609	73,940,725	55,352,816	(16,293,836)	(73,455,684)
2,343	Contract Cost	35,799,855	56,121,789	58,407,605	135,807,641	165,097,172
1,150	FOM	136,950,000	168,317,000	153,930,475	161,507,630	157,146,437
1,779	Book Depreciation	217,146,398	220,333,740	222,359,507	224,156,069	212,267,251
436	Taxes	68,192,792	66,063,722	61,155,707	55,475,993	50,362,408
1,050	Capital Charge	155,927,606	150,400,305	138,042,011	124,135,633	111,364,950
746	Other Fixed Charges	49,718,063	51,845,421	54,067,135	55,777,564	57,217,203
12,539	Total Revenue Requirement	1,060,931,855	1,115,714,264	1,113,577,351	1,100,617,070	1,054,025,643

Attachment 3-A

Portfolio 6b

NPV (millions of \$)	Category	2023	2024	2025	2026	2027
7,711	Total Portfolio Cost	500,515,609	536,968,822	556,934,545	729,118,643	754,228,977
3,079	Total Owned Cost	274,594,031	203,195,781	185,250,891	307,743,906	319,177,844
2,619	Net Market Purchases	(9,378,984)	102,428,041	142,446,311	191,261,768	203,963,836
2,013	Contract Cost	235,300,563	231,345,000	229,237,344	230,112,969	231,087,297
1,257	FOM	142,191,149	74,576,266	100,058,735	81,665,179	82,016,764
1,824	Book Depreciation	178,188,065	177,359,435	179,091,371	180,293,524	176,557,004
466	Taxes	41,829,088	33,550,561	31,911,649	30,166,237	27,321,805
1,121	Capital Charge	109,087,333	104,367,144	92,659,491	81,224,034	68,840,102
746	Other Fixed Charges	58,719,905	57,891,294	59,486,350	61,084,063	62,730,370
13,125	Total Revenue Requirement	1,030,531,149	984,713,522	1,020,142,140	1,163,551,681	1,171,695,022

Portfolio 6c

NPV (millions of \$)	Category	2023	2024	2025	2026	2027
7,377	Total Portfolio Cost	499,067,469	533,813,953	551,111,516	702,452,355	724,323,484
2,974	Total Owned Cost	263,284,063	186,404,203	173,370,469	291,776,031	303,606,406
2,061	Net Market Purchases	(43,588,031)	72,120,375	104,873,547	137,153,543	146,440,328
2,343	Contract Cost	279,371,438	275,289,375	272,867,500	273,522,781	274,276,750
1,150	FOM	153,319,708	60,856,846	86,051,206	67,363,492	67,414,742
1,779	Book Depreciation	175,549,143	174,468,333	174,911,838	176,104,635	172,051,561
436	Taxes	39,849,372	30,408,056	27,998,425	25,662,368	22,831,788
1,050	Capital Charge	105,115,886	98,063,061	84,809,288	72,188,958	59,832,815
746	Other Fixed Charges	58,719,905	57,891,294	59,486,350	61,084,063	62,730,370
12,539	Total Revenue Requirement	1,031,621,483	955,501,544	984,368,623	1,104,855,872	1,109,184,761

Attachment 3-A

Portfolio 6b

NPV (millions of \$)	Category	2028	2029	2030	2031	2032
7,711	Total Portfolio Cost	680,989,551	699,504,613	728,407,809	746,293,270	764,947,135
3,079	Total Owned Cost	199,831,781	151,008,781	163,212,000	168,614,984	180,982,281
2,619	Net Market Purchases	267,487,801	339,707,770	360,214,605	372,442,395	378,761,900
2,013	Contract Cost	213,669,969	208,788,063	204,981,203	205,235,891	205,202,953
1,257	FOM	97,625,628	63,262,835	66,112,520	66,168,546	68,605,002
1,824	Book Depreciation	179,947,390	169,856,761	110,561,941	110,684,030	64,975,053
466	Taxes	32,541,917	37,462,861	34,444,992	32,232,046	30,081,199
1,121	Capital Charge	81,891,500	93,264,630	81,336,048	73,250,260	66,784,575
746	Other Fixed Charges	64,429,874	63,585,631	65,346,292	67,098,693	68,917,354
13,125	Total Revenue Requirement	1,137,425,859	1,126,937,331	1,086,209,601	1,095,726,844	1,064,310,317

Portfolio 6c

NPV (millions of \$)	Category	2028	2029	2030	2031	2032
7,377	Total Portfolio Cost	643,984,258	659,328,277	684,963,742	699,238,605	713,307,141
2,974	Total Owned Cost	187,359,078	137,662,172	148,918,828	153,815,141	166,178,625
2,061	Net Market Purchases	199,894,148	270,129,309	288,491,258	297,835,465	299,703,641
2,343	Contract Cost	256,731,031	251,536,797	247,553,656	247,588,000	247,424,875
1,150	FOM	82,716,963	48,041,088	50,571,116	50,300,773	52,404,006
1,779	Book Depreciation	175,119,030	164,674,561	105,018,668	104,772,300	58,708,658
436	Taxes	27,848,348	32,556,377	29,351,359	26,957,038	24,644,235
1,050	Capital Charge	72,544,925	83,557,438	71,248,328	62,793,597	55,997,925
746	Other Fixed Charges	64,429,874	63,585,631	65,346,292	67,098,693	68,917,354
12,539	Total Revenue Requirement	1,066,643,398	1,051,743,372	1,006,499,506	1,011,161,007	973,979,319

Attachment 3-A

Portfolio 6b

NPV (millions of \$)	Category	2033	2034	2035	2036	2037
7,711	Total Portfolio Cost	797,620,455	828,149,689	849,259,672	878,152,803	922,464,566
3,079	Total Owned Cost	172,877,078	193,249,609	183,654,750	207,074,953	199,169,266
2,619	Net Market Purchases	419,758,002	431,062,408	462,209,313	468,635,943	521,384,426
2,013	Contract Cost	204,985,375	203,837,672	203,395,609	202,441,906	201,910,875
1,257	FOM	69,171,570	72,311,056	67,357,004	69,837,813	70,290,278
1,824	Book Depreciation	61,619,405	63,117,422	65,973,244	66,423,354	67,322,537
466	Taxes	28,381,693	27,507,880	29,236,031	30,328,170	28,823,816
1,121	Capital Charge	62,690,042	60,261,051	63,051,785	64,566,631	60,872,732
746	Other Fixed Charges	70,792,925	72,700,910	74,665,729	76,693,061	78,271,191
13,125	Total Revenue Requirement	1,090,276,090	1,124,048,009	1,149,543,465	1,186,001,833	1,228,045,120

Portfolio 6c

NPV (millions of \$)	Category	2033	2034	2035	2036	2037
7,377	Total Portfolio Cost	742,341,898	769,010,320	785,681,547	809,861,742	848,935,836
2,974	Total Owned Cost	158,414,719	179,895,844	169,277,656	194,987,281	186,869,172
2,061	Net Market Purchases	337,030,430	343,585,758	371,493,531	371,049,773	419,081,742
2,343	Contract Cost	246,896,750	245,528,719	244,910,359	243,824,688	242,984,922
1,150	FOM	52,630,354	55,422,474	50,113,761	52,232,463	52,315,215
1,779	Book Depreciation	54,997,751	56,139,779	58,632,492	58,712,231	59,233,635
436	Taxes	22,806,552	21,809,707	23,426,016	24,413,771	22,812,673
1,050	Capital Charge	51,621,104	48,940,210	51,501,487	52,801,839	48,908,773
746	Other Fixed Charges	70,792,925	72,700,910	74,665,729	76,693,061	78,271,191
12,539	Total Revenue Requirement	995,190,584	1,024,023,401	1,044,021,033	1,074,715,107	1,110,477,322

Attachment 3-A

Portfolio 6b

NPV (millions of \$)	Category	2038	2039	2040	2041	2042
7,711	Total Portfolio Cost	943,311,361	963,120,900	983,346,439	1,003,996,714	1,025,080,645
3,079	Total Owned Cost	203,471,531	207,744,433	212,107,067	216,561,315	221,109,103
2,619	Net Market Purchases	537,900,564	549,196,476	560,729,602	572,504,924	584,527,527
2,013	Contract Cost	201,939,266	206,179,990	210,509,770	214,930,475	219,444,015
1,257	FOM	71,975,396	73,486,879	75,030,104	76,605,736	78,214,457
1,824	Book Depreciation	62,634,560	61,985,629	61,899,654	62,106,734	62,318,162
466	Taxes	22,915,735	17,046,192	15,752,083	14,572,794	13,466,470
1,121	Capital Charge	57,974,041	54,547,553	50,079,680	45,856,793	41,780,455
746	Other Fixed Charges	79,882,462	81,559,994	83,272,754	85,021,481	86,806,932
13,125	Total Revenue Requirement	1,238,693,556	1,251,747,147	1,269,380,713	1,288,160,252	1,307,667,121

Portfolio 6c

NPV (millions of \$)	Category	2038	2039	2040	2041	2042
7,377	Total Portfolio Cost	867,226,297	885,438,049	904,032,248	923,016,925	942,400,281
2,974	Total Owned Cost	191,448,719	195,469,142	199,573,994	203,765,048	208,044,114
2,061	Net Market Purchases	432,940,547	442,032,298	451,314,977	460,792,591	470,469,236
2,343	Contract Cost	242,837,031	247,936,609	253,143,278	258,459,287	263,886,932
1,150	FOM	53,622,857	54,748,937	55,898,664	57,072,536	58,271,060
1,779	Book Depreciation	54,159,947	53,511,015	53,425,040	53,632,120	53,843,548
436	Taxes	19,451,033	16,185,090	14,909,854	13,743,541	12,643,396
1,050	Capital Charge	45,827,912	42,703,986	39,009,011	35,547,188	32,218,280
746	Other Fixed Charges	79,882,462	81,559,994	83,272,754	85,021,481	86,806,932
12,539	Total Revenue Requirement	1,120,170,507	1,134,147,070	1,150,547,571	1,168,033,792	1,186,183,497

Attachment 3-A

Portfolio 6b

NPV (millions of \$)	Category	2043	2044	2045	2046	2047
7,711	Total Portfolio Cost	1,046,607,339	1,068,586,093	1,091,026,401	1,113,937,955	1,137,330,652
3,079	Total Owned Cost	225,752,394	230,493,194	235,333,551	240,275,556	245,321,342
2,619	Net Market Purchases	596,802,605	609,335,460	622,131,505	635,196,266	648,535,388
2,013	Contract Cost	224,052,339	228,757,439	233,561,345	238,466,133	243,473,922
1,257	FOM	79,856,960	81,533,956	83,246,169	84,994,339	86,779,220
1,824	Book Depreciation	62,534,030	62,754,431	62,979,460	63,209,216	63,443,796
466	Taxes	12,346,619	11,178,805	10,000,836	8,837,908	7,687,507
1,121	Capital Charge	37,810,383	33,971,420	30,206,000	26,470,753	22,760,636
746	Other Fixed Charges	88,629,878	90,491,105	92,391,419	94,331,638	96,312,603
13,125	Total Revenue Requirement	1,327,785,208	1,348,515,811	1,369,850,285	1,391,781,809	1,414,314,414

Portfolio 6c

NPV (millions of \$)	Category	2043	2044	2045	2046	2047
7,377	Total Portfolio Cost	962,190,687	982,396,691	1,003,027,022	1,024,090,589	1,045,596,491
2,974	Total Owned Cost	212,413,040	216,873,714	221,428,062	226,078,051	230,825,690
2,061	Net Market Purchases	480,349,089	490,436,420	500,735,585	511,251,032	521,987,304
2,343	Contract Cost	269,428,557	275,086,557	280,863,374	286,761,505	292,783,497
1,150	FOM	59,494,752	60,744,142	62,019,769	63,322,184	64,651,950
1,779	Book Depreciation	54,059,416	54,279,817	54,504,847	54,734,602	54,969,182
436	Taxes	11,534,056	10,360,241	9,146,457	7,937,771	6,736,050
1,050	Capital Charge	28,973,477	25,829,201	22,732,062	19,645,150	16,572,210
746	Other Fixed Charges	88,629,878	90,491,105	92,391,419	94,331,638	96,312,603
12,539	Total Revenue Requirement	1,204,882,265	1,224,101,197	1,243,821,575	1,264,061,934	1,284,838,486

Attachment 3-A

Portfolio 7

NPV (millions of \$)	Category	2018	2019	2020	2021	2022
6,931	<i>Total Portfolio Cost</i>	432,996,996	458,754,076	484,021,383	496,185,398	503,970,113
2,701	<i>Total Owned Cost</i>	342,399,531	328,691,563	370,266,813	288,914,063	258,057,656
1,330	<i>Net Market Purchases</i>	54,797,609	73,940,725	55,346,965	40,730,961	24,192,910
2,900	<i>Contract Cost</i>	35,799,855	56,121,789	58,407,605	166,540,375	221,719,547
960	<i>FOM</i>	136,950,000	168,317,000	153,930,475	161,507,630	105,878,206
1,754	<i>Book Depreciation</i>	217,045,298	220,119,307	221,790,307	225,332,203	212,966,284
419	<i>Taxes</i>	68,073,038	65,879,512	60,702,501	55,519,529	51,140,094
1,010	<i>Capital Charge</i>	155,687,371	150,030,767	137,132,847	124,919,386	113,621,459
746	<i>Other Fixed Charges</i>	49,718,063	51,845,421	54,067,135	55,777,564	57,217,203
11,820	<i>Total Revenue Requirement</i>	1,060,470,766	1,114,946,084	1,111,644,648	1,119,241,710	1,044,793,360

Portfolio 8

NPV (millions of \$)	Category	2018	2019	2020	2021	2022
7,415	<i>Total Portfolio Cost</i>	432,996,996	458,754,076	484,021,383	479,563,516	465,665,582
2,570	<i>Total Owned Cost</i>	342,399,531	328,691,563	370,266,813	360,052,594	374,025,500
1,803	<i>Net Market Purchases</i>	54,797,609	73,940,725	55,346,965	(16,296,719)	(73,457,090)
3,042	<i>Contract Cost</i>	35,799,855	56,121,789	58,407,605	135,807,641	165,097,172
830	<i>FOM</i>	136,950,000	168,317,000	152,984,360	154,987,118	164,344,853
1,602	<i>Book Depreciation</i>	217,045,298	220,119,307	221,600,466	221,991,496	208,815,709
299	<i>Taxes</i>	68,073,038	65,879,512	60,590,066	53,780,708	47,148,461
802	<i>Capital Charge</i>	155,687,371	150,030,767	136,907,296	120,734,772	104,917,549
740	<i>Other Fixed Charges</i>	49,718,063	51,845,421	54,067,135	55,777,564	57,217,203
11,688	<i>Total Revenue Requirement</i>	1,060,470,766	1,114,946,084	1,110,170,706	1,086,835,173	1,048,109,356

Attachment 3-A

Portfolio 7

NPV (millions of \$)	Category	2023	2024	2025	2026	2027
6,931	Total Portfolio Cost	510,706,453	526,124,132	540,075,716	658,312,776	675,274,188
2,701	Total Owned Cost	194,529,734	169,738,391	161,510,344	276,074,875	289,009,813
1,330	Net Market Purchases	(28,294,719)	15,998,352	41,005,125	44,228,992	47,701,844
2,900	Contract Cost	344,480,188	340,396,031	337,568,906	338,017,438	338,571,063
960	FOM	115,316,671	47,137,425	72,043,678	53,061,806	52,812,720
1,754	Book Depreciation	173,967,505	172,735,487	173,177,784	174,140,241	169,852,318
419	Taxes	39,254,911	28,362,879	25,953,302	23,571,733	20,560,828
1,010	Capital Charge	103,995,902	94,102,836	80,844,069	68,127,333	55,404,343
746	Other Fixed Charges	58,719,905	57,891,294	59,486,350	61,084,063	62,730,370
11,820	Total Revenue Requirement	1,001,961,347	926,354,053	951,580,898	1,038,297,952	1,036,634,767

Portfolio 8

NPV (millions of \$)	Category	2023	2024	2025	2026	2027
7,415	Total Portfolio Cost	508,939,018	560,155,060	572,131,211	653,238,006	667,972,668
2,570	Total Owned Cost	217,160,531	77,535,414	79,431,273	127,663,695	114,676,289
1,803	Net Market Purchases	(80,903,023)	114,296,336	127,457,926	160,147,664	187,580,391
3,042	Contract Cost	372,690,625	368,332,313	365,251,031	365,435,531	365,724,875
830	FOM	157,458,722	12,395,699	11,853,409	13,481,603	12,410,445
1,602	Book Depreciation	171,579,478	169,930,584	169,947,251	170,698,597	166,300,952
299	Taxes	29,288,600	13,745,042	12,508,343	11,440,475	9,943,451
802	Capital Charge	96,814,043	88,847,595	74,835,000	61,646,938	48,854,193
740	Other Fixed Charges	58,719,905	55,329,294	56,924,350	58,522,063	60,168,370
11,688	Total Revenue Requirement	1,022,799,766	900,403,274	898,199,563	969,027,682	965,650,079

Attachment 3-A

Portfolio 7

NPV (millions of \$)	Category	2028	2029	2030	2031	2032
6,931	<i>Total Portfolio Cost</i>	591,288,632	601,890,739	622,555,477	631,312,462	638,936,920
2,701	<i>Total Owned Cost</i>	174,885,500	124,501,828	134,860,438	139,824,719	151,733,516
1,330	<i>Net Market Purchases</i>	95,390,820	161,962,930	176,412,180	180,379,773	176,273,102
2,900	<i>Contract Cost</i>	321,020,844	315,434,406	311,291,250	311,116,375	310,938,625
960	<i>FOM</i>	67,808,299	26,257,174	28,303,491	27,433,001	28,993,011
1,754	<i>Book Depreciation</i>	172,680,341	161,939,389	101,980,928	101,425,780	55,068,340
419	<i>Taxes</i>	25,283,443	29,689,151	26,276,630	23,678,426	21,180,424
1,010	<i>Capital Charge</i>	67,758,724	78,359,172	65,583,522	56,673,335	49,460,969
746	<i>Other Fixed Charges</i>	64,429,874	63,585,631	65,346,292	67,098,693	68,917,354
11,820	<i>Total Revenue Requirement</i>	989,249,313	961,721,256	910,046,341	907,621,695	862,557,018

Portfolio 8

NPV (millions of \$)	Category	2028	2029	2030	2031	2032
7,415	<i>Total Portfolio Cost</i>	665,734,058	676,648,818	699,597,253	710,763,244	721,263,894
2,570	<i>Total Owned Cost</i>	134,374,516	124,501,828	134,860,438	139,824,719	151,733,516
1,803	<i>Net Market Purchases</i>	183,469,773	210,096,953	227,041,555	233,681,938	232,727,859
3,042	<i>Contract Cost</i>	347,898,656	342,058,813	337,704,000	337,265,344	336,811,188
830	<i>FOM</i>	13,577,102	12,994,745	14,762,551	13,607,701	14,877,379
1,602	<i>Book Depreciation</i>	146,973,586	136,098,996	76,004,088	75,309,629	28,809,952
299	<i>Taxes</i>	8,114,646	6,479,278	5,277,362	4,212,638	2,995,070
802	<i>Capital Charge</i>	36,166,266	24,531,772	16,573,598	11,112,552	6,838,366
740	<i>Other Fixed Charges</i>	61,867,874	63,585,631	65,346,292	67,098,693	68,917,354
11,688	<i>Total Revenue Requirement</i>	932,433,532	920,339,239	877,561,144	882,104,457	843,702,015

Attachment 3-A

Portfolio 7

NPV (millions of \$)	Category	2033	2034	2035	2036	2037
6,931	<i>Total Portfolio Cost</i>	662,102,827	682,991,331	692,727,584	709,680,607	741,236,664
2,701	<i>Total Owned Cost</i>	144,060,688	167,202,625	155,372,406	183,375,219	174,919,531
1,330	<i>Net Market Purchases</i>	208,029,031	207,343,953	229,688,141	219,742,219	260,989,234
2,900	<i>Contract Cost</i>	310,021,469	308,453,031	307,675,219	306,571,406	305,335,969
960	<i>FOM</i>	28,662,837	30,884,802	32,870,518	34,627,112	34,340,151
1,754	<i>Book Depreciation</i>	51,064,260	51,913,627	54,107,825	53,883,079	54,093,908
419	<i>Taxes</i>	19,166,972	18,008,202	19,472,473	20,314,313	18,573,561
1,010	<i>Capital Charge</i>	44,713,711	41,690,155	43,928,599	44,918,405	40,727,352
746	<i>Other Fixed Charges</i>	70,792,925	72,700,910	74,665,729	76,693,061	78,271,191
11,820	<i>Total Revenue Requirement</i>	876,503,532	898,189,028	917,772,729	940,116,576	967,242,828

Portfolio 8

NPV (millions of \$)	Category	2033	2034	2035	2036	2037
7,415	<i>Total Portfolio Cost</i>	747,202,151	770,735,752	802,046,556	823,396,967	859,097,555
2,570	<i>Total Owned Cost</i>	144,060,688	167,202,625	155,372,406	183,375,219	174,919,531
1,803	<i>Net Market Purchases</i>	267,508,359	269,733,063	313,863,297	308,592,734	354,234,305
3,042	<i>Contract Cost</i>	335,641,813	333,808,688	332,819,375	331,437,594	329,952,125
830	<i>FOM</i>	14,250,777	16,170,090	15,490,135	16,881,740	16,222,127
1,602	<i>Book Depreciation</i>	24,660,649	25,361,741	23,968,688	23,565,129	23,593,391
299	<i>Taxes</i>	2,107,149	1,646,414	1,568,772	1,021,959	247,563
802	<i>Capital Charge</i>	4,647,595	3,412,977	3,147,066	2,050,122	496,630
740	<i>Other Fixed Charges</i>	70,792,925	72,700,910	74,665,729	76,693,061	78,271,191
11,688	<i>Total Revenue Requirement</i>	863,661,246	890,027,884	920,886,945	943,608,978	977,928,457

Attachment 3-A

Portfolio 7

NPV (millions of \$)	Category	2038	2039	2040	2041	2042
6,931	<i>Total Portfolio Cost</i>	755,369,547	771,232,307	787,428,186	803,964,177	820,847,425
2,701	<i>Total Owned Cost</i>	179,777,625	183,552,955	187,407,567	191,343,126	195,361,332
1,330	<i>Net Market Purchases</i>	270,571,906	276,253,916	282,055,249	287,978,409	294,025,955
2,900	<i>Contract Cost</i>	305,028,094	311,433,684	317,973,791	324,651,241	331,468,917
960	<i>FOM</i>	35,270,317	36,010,994	36,767,225	37,539,337	38,327,663
1,754	<i>Book Depreciation</i>	48,703,123	48,054,191	47,968,216	48,175,296	48,386,724
419	<i>Taxes</i>	17,243,582	16,041,151	14,690,262	13,449,127	12,281,370
1,010	<i>Capital Charge</i>	37,360,337	34,345,252	31,142,886	28,175,339	25,355,166
746	<i>Other Fixed Charges</i>	79,882,462	81,559,994	83,272,754	85,021,481	86,806,932
11,820	<i>Total Revenue Requirement</i>	973,829,367	987,243,889	1,001,269,529	1,016,324,757	1,032,005,281

Portfolio 8

NPV (millions of \$)	Category	2038	2039	2040	2041	2042
7,415	<i>Total Portfolio Cost</i>	876,071,804	894,469,312	913,253,167	932,431,484	952,012,545
2,570	<i>Total Owned Cost</i>	179,777,625	183,552,955	187,407,567	191,343,126	195,361,332
1,803	<i>Net Market Purchases</i>	366,869,781	374,574,047	382,440,102	390,471,344	398,671,242
3,042	<i>Contract Cost</i>	329,432,813	336,350,902	343,414,270	350,625,970	357,989,116
830	<i>FOM</i>	16,771,814	17,124,022	17,483,627	17,850,783	18,225,649
1,602	<i>Book Depreciation</i>	18,016,205	17,176,958	16,896,671	16,905,358	16,914,227
299	<i>Taxes</i>	-	-	-	-	-
802	<i>Capital Charge</i>	-	-	-	-	-
740	<i>Other Fixed Charges</i>	79,882,462	81,559,994	83,272,754	85,021,481	86,806,932
11,688	<i>Total Revenue Requirement</i>	990,742,285	1,010,330,286	1,030,906,219	1,052,209,106	1,073,959,354

Attachment 3-A

Portfolio 7

NPV (millions of \$)	Category	2043	2044	2045	2046	2047
6,931	<i>Total Portfolio Cost</i>	838,085,221	855,685,011	873,654,396	892,001,138	910,733,162
2,701	<i>Total Owned Cost</i>	199,463,920	203,652,662	207,929,368	212,295,885	216,754,098
1,330	<i>Net Market Purchases</i>	300,200,500	306,504,711	312,941,310	319,513,077	326,222,852
2,900	<i>Contract Cost</i>	338,429,764	345,536,789	352,793,062	360,201,716	367,765,952
960	<i>FOM</i>	39,132,544	39,954,327	40,793,368	41,650,029	42,524,679
1,754	<i>Book Depreciation</i>	48,602,592	48,822,993	49,048,022	49,277,778	49,512,358
419	<i>Taxes</i>	11,149,072	9,929,591	8,605,181	7,283,947	5,967,278
1,010	<i>Capital Charge</i>	22,606,128	19,920,215	17,262,594	14,612,107	11,970,777
746	<i>Other Fixed Charges</i>	88,629,878	90,491,105	92,391,419	94,331,638	96,312,603
11,820	<i>Total Revenue Requirement</i>	1,048,205,434	1,064,803,241	1,081,754,980	1,099,156,637	1,117,020,857

Portfolio 8

NPV (millions of \$)	Category	2043	2044	2045	2046	2047
7,415	<i>Total Portfolio Cost</i>	972,004,808	992,416,909	1,013,257,664	1,034,536,075	1,056,261,333
2,570	<i>Total Owned Cost</i>	199,463,920	203,652,662	207,929,368	212,295,885	216,754,098
1,803	<i>Net Market Purchases</i>	407,043,338	415,591,248	424,318,664	433,229,356	442,327,173
3,042	<i>Contract Cost</i>	365,506,887	373,182,532	381,019,365	389,020,771	397,190,208
830	<i>FOM</i>	18,608,388	18,999,164	19,398,147	19,805,508	20,221,423
1,602	<i>Book Depreciation</i>	16,923,282	16,932,528	16,941,968	16,951,606	16,961,446
299	<i>Taxes</i>	-	-	-	-	-
802	<i>Capital Charge</i>	-	-	-	-	-
740	<i>Other Fixed Charges</i>	88,629,878	90,491,105	92,391,419	94,331,638	96,312,603
11,688	<i>Total Revenue Requirement</i>	1,096,166,357	1,118,839,707	1,141,989,197	1,165,624,827	1,189,756,805

Attachment 3-A

CHALLENGED ECONOMY

Portfolio 1

NPV (millions of \$)	Category	2018	2019	2020	2021	2022
3,890	<i>Total Portfolio Cost</i>	430,111,852	413,494,969	299,124,244	304,139,492	269,084,424
5,228	<i>Total Owned Cost</i>	346,894,938	320,180,250	354,272,406	352,712,188	366,540,250
-1,715	<i>Net Market Purchases</i>	47,417,059	37,192,930	(113,555,768)	(111,108,457)	(139,942,186)
377	<i>Contract Cost</i>	35,799,855	56,121,789	58,407,605	62,535,762	42,486,359
2,067	<i>FOM</i>	133,370,882	164,451,192	151,419,421	165,369,278	146,399,364
2,357	<i>Book Depreciation</i>	220,968,273	225,910,788	229,382,567	239,259,413	242,896,641
768	<i>Taxes</i>	71,135,155	69,845,181	66,424,950	64,847,590	69,249,701
1,681	<i>Capital Charge</i>	161,830,191	157,986,176	148,612,479	142,935,712	149,254,181
836	<i>Other Fixed Charges</i>	52,280,063	54,407,421	56,629,135	58,339,564	59,779,203
11,598	<i>Total Revenue Requirement</i>	1,069,696,415	1,086,095,726	951,592,796	974,891,049	936,663,513

Portfolio 2

NPV (millions of \$)	Category	2018	2019	2020	2021	2022
3,525	<i>Total Portfolio Cost</i>	430,111,852	413,494,969	299,124,244	286,454,944	267,633,984
3,994	<i>Total Owned Cost</i>	346,894,938	320,180,250	354,272,406	352,712,188	366,540,250
-2,270	<i>Net Market Purchases</i>	47,417,059	37,192,930	(113,555,768)	(202,064,884)	(264,003,438)
1,800	<i>Contract Cost</i>	35,799,855	56,121,789	58,407,605	135,807,641	165,097,172
1,764	<i>FOM</i>	136,950,000	177,482,288	163,501,845	176,802,274	163,682,066
1,870	<i>Book Depreciation</i>	217,220,321	221,310,490	224,303,185	228,565,552	220,738,653
531	<i>Taxes</i>	68,275,545	66,660,519	62,774,070	58,680,131	56,359,938
1,178	<i>Capital Charge</i>	156,093,614	151,597,521	141,288,560	130,563,357	123,396,415
775	<i>Other Fixed Charges</i>	49,718,063	51,845,421	54,067,135	55,777,564	57,217,203
9,642	<i>Total Revenue Requirement</i>	1,058,369,396	1,082,391,208	945,059,040	936,843,822	889,028,259

Attachment 3-A

CHALLENGED ECONOMY

Portfolio 1

NPV (millions of \$)	Category	2023	2024	2025	2026	2027
3,890	<i>Total Portfolio Cost</i>	284,446,467	289,148,879	309,827,092	311,553,484	321,169,666
5,228	<i>Total Owned Cost</i>	403,083,563	473,530,813	451,028,781	479,384,125	472,956,656
-1,715	<i>Net Market Purchases</i>	(162,991,436)	(224,135,543)	(179,211,518)	(206,471,926)	(191,268,502)
377	<i>Contract Cost</i>	44,354,340	39,753,609	38,009,828	38,641,285	39,481,512
2,067	<i>FOM</i>	196,811,700	159,111,139	207,322,492	165,554,504	171,349,942
2,357	<i>Book Depreciation</i>	227,274,161	243,457,870	246,849,912	249,570,035	248,386,785
768	<i>Taxes</i>	80,477,267	91,097,082	91,821,028	86,101,205	79,788,577
1,681	<i>Capital Charge</i>	169,264,987	188,056,604	186,996,417	173,495,423	160,061,460
836	<i>Other Fixed Charges</i>	65,995,905	67,549,294	69,144,350	70,742,063	72,388,370
11,598	<i>Total Revenue Requirement</i>	1,024,270,486	1,038,420,868	1,111,961,290	1,057,016,714	1,053,144,801

Portfolio 2

NPV (millions of \$)	Category	2023	2024	2025	2026	2027
3,525	<i>Total Portfolio Cost</i>	285,136,771	291,871,822	302,920,035	299,473,123	302,894,475
3,994	<i>Total Owned Cost</i>	325,201,188	331,549,406	306,458,219	331,369,969	326,746,406
-2,270	<i>Net Market Purchases</i>	(247,048,698)	(242,787,569)	(204,742,418)	(234,118,284)	(227,189,275)
1,800	<i>Contract Cost</i>	206,984,281	203,109,984	201,204,234	202,221,438	203,337,344
1,764	<i>FOM</i>	191,643,128	123,275,967	150,031,441	127,986,176	129,205,110
1,870	<i>Book Depreciation</i>	185,428,564	185,174,816	186,832,524	189,215,769	187,279,599
531	<i>Taxes</i>	56,469,037	54,726,673	50,113,965	45,747,517	41,369,493
1,178	<i>Capital Charge</i>	121,102,801	115,095,024	103,329,134	92,543,107	82,990,093
775	<i>Other Fixed Charges</i>	59,541,905	61,095,294	62,690,350	64,288,063	65,934,370
9,642	<i>Total Revenue Requirement</i>	899,322,206	831,239,596	855,917,448	819,253,755	809,673,140

Attachment 3-A

CHALLENGED ECONOMY

Portfolio 1

NPV (millions of \$)	Category	2028	2029	2030	2031	2032
3,890	<i>Total Portfolio Cost</i>	317,823,420	317,703,299	325,369,784	333,072,457	340,632,957
5,228	<i>Total Owned Cost</i>	491,320,688	475,300,813	530,747,063	510,763,063	530,393,813
-1,715	<i>Net Market Purchases</i>	(194,958,475)	(174,530,260)	(218,269,334)	(190,617,461)	(202,052,551)
377	<i>Contract Cost</i>	21,461,207	16,932,746	12,892,056	12,926,855	12,291,695
2,067	<i>FOM</i>	175,695,389	178,355,398	183,430,417	185,648,924	190,359,427
2,357	<i>Book Depreciation</i>	231,395,217	222,737,973	164,916,905	166,550,585	122,200,086
768	<i>Taxes</i>	73,294,576	66,653,286	61,742,810	58,066,176	54,815,031
1,681	<i>Capital Charge</i>	147,034,040	133,711,148	123,860,391	116,484,806	109,962,782
836	<i>Other Fixed Charges</i>	74,087,874	75,805,631	77,566,292	79,318,693	81,137,354
11,598	<i>Total Revenue Requirement</i>	1,019,330,515	994,966,734	936,886,600	939,141,640	899,107,637

Portfolio 2

NPV (millions of \$)	Category	2028	2029	2030	2031	2032
3,525	<i>Total Portfolio Cost</i>	289,974,795	284,068,946	281,994,750	282,911,458	280,797,333
3,994	<i>Total Owned Cost</i>	337,344,781	320,243,125	373,799,813	349,835,344	362,837,969
-2,270	<i>Net Market Purchases</i>	(233,372,486)	(217,495,460)	(269,432,734)	(244,947,839)	(260,115,276)
1,800	<i>Contract Cost</i>	186,002,500	181,321,281	177,627,672	178,023,953	178,074,641
1,764	<i>FOM</i>	132,707,660	134,507,914	138,705,984	140,030,002	143,828,127
1,870	<i>Book Depreciation</i>	169,520,054	160,079,473	101,459,400	102,278,096	57,096,314
531	<i>Taxes</i>	36,531,997	31,522,829	28,228,304	26,163,190	24,532,109
1,178	<i>Capital Charge</i>	73,285,739	63,236,998	56,627,949	52,485,187	49,213,125
775	<i>Other Fixed Charges</i>	67,633,874	69,351,631	71,112,292	72,864,693	74,683,354
9,642	<i>Total Revenue Requirement</i>	769,654,119	742,767,792	678,128,679	676,732,626	630,150,361

Attachment 3-A

CHALLENGED ECONOMY

Portfolio 1

NPV (millions of \$)	Category	2033	2034	2035	2036	2037
3,890	<i>Total Portfolio Cost</i>	354,553,565	369,173,336	288,361,123	305,562,720	322,418,533
5,228	<i>Total Owned Cost</i>	553,165,688	570,907,500	495,764,750	491,718,750	471,049,563
-1,715	<i>Net Market Purchases</i>	(210,910,750)	(212,871,373)	(217,914,080)	(195,191,996)	(157,671,422)
377	<i>Contract Cost</i>	12,298,628	11,137,209	10,510,453	9,035,966	9,040,393
2,067	<i>FOM</i>	193,242,466	198,741,612	185,530,183	190,346,427	193,180,444
2,357	<i>Book Depreciation</i>	120,144,447	122,393,741	157,035,194	157,876,679	159,106,464
768	<i>Taxes</i>	52,367,173	47,165,594	61,853,739	76,690,498	69,665,565
1,681	<i>Capital Charge</i>	105,052,208	100,199,648	134,771,188	163,582,610	148,537,953
836	<i>Other Fixed Charges</i>	83,012,925	84,920,910	84,323,729	86,351,061	87,929,191
11,598	<i>Total Revenue Requirement</i>	908,372,784	922,594,842	911,875,157	980,409,993	980,838,150

Portfolio 2

NPV (millions of \$)	Category	2033	2034	2035	2036	2037
3,525	<i>Total Portfolio Cost</i>	283,124,906	291,141,603	221,579,677	230,303,349	237,038,664
3,994	<i>Total Owned Cost</i>	383,348,656	392,838,344	321,420,875	312,360,250	282,575,563
-2,270	<i>Net Market Purchases</i>	(278,280,344)	(278,747,226)	(276,562,870)	(257,909,651)	(221,057,008)
1,800	<i>Contract Cost</i>	178,056,594	177,050,484	176,721,672	175,852,750	175,520,109
1,764	<i>FOM</i>	145,780,540	150,330,447	132,836,739	136,595,799	138,351,421
1,870	<i>Book Depreciation</i>	54,192,765	55,577,191	84,504,794	84,412,375	84,689,544
531	<i>Taxes</i>	23,720,586	19,880,983	33,218,919	47,317,166	42,510,604
1,178	<i>Capital Charge</i>	47,585,153	46,051,197	78,475,859	105,756,482	95,112,736
775	<i>Other Fixed Charges</i>	76,558,925	78,466,910	77,869,729	79,897,061	81,475,191
9,642	<i>Total Revenue Requirement</i>	630,962,874	641,448,331	628,485,716	684,282,232	679,178,160

Attachment 3-A

CHALLENGED ECONOMY

Portfolio 1

NPV (millions of \$)	Category	2038	2039	2040	2041	2042
3,890	<i>Total Portfolio Cost</i>	328,728,249	335,631,542	342,679,805	349,876,081	357,223,478
5,228	<i>Total Owned Cost</i>	515,259,906	526,080,364	537,128,052	548,407,741	559,924,304
-1,715	<i>Net Market Purchases</i>	(195,573,250)	(199,680,288)	(203,873,574)	(208,154,919)	(212,526,173)
377	<i>Contract Cost</i>	9,041,593	9,231,466	9,425,327	9,623,259	9,825,347
2,067	<i>FOM</i>	198,125,580	202,286,217	206,534,228	210,871,446	215,299,747
2,357	<i>Book Depreciation</i>	151,801,067	150,667,052	150,269,601	144,781,649	131,332,851
768	<i>Taxes</i>	49,367,691	31,009,785	28,850,179	27,475,187	26,705,321
1,681	<i>Capital Charge</i>	137,382,501	126,170,769	113,048,156	101,585,247	91,601,028
836	<i>Other Fixed Charges</i>	89,540,462	91,420,812	93,340,649	95,300,802	97,302,119
11,598	<i>Total Revenue Requirement</i>	954,945,550	937,186,177	934,722,617	929,890,412	919,464,544

Portfolio 2

NPV (millions of \$)	Category	2038	2039	2040	2041	2042
3,525	<i>Total Portfolio Cost</i>	239,399,026	244,426,406	249,559,360	254,800,107	260,150,909
3,994	<i>Total Owned Cost</i>	324,289,031	331,099,101	338,052,182	345,151,278	352,399,455
-2,270	<i>Net Market Purchases</i>	(260,551,771)	(266,023,358)	(271,609,848)	(277,313,655)	(283,137,242)
1,800	<i>Contract Cost</i>	175,661,766	179,350,663	183,117,027	186,962,484	190,888,696
1,764	<i>FOM</i>	141,465,823	144,436,605	147,469,774	150,566,639	153,728,539
1,870	<i>Book Depreciation</i>	79,354,619	78,647,506	78,400,018	76,999,764	74,365,930
531	<i>Taxes</i>	33,305,631	25,090,202	23,103,277	21,708,642	20,662,587
1,178	<i>Capital Charge</i>	86,870,004	79,575,415	72,552,713	66,776,654	61,787,173
775	<i>Other Fixed Charges</i>	83,086,462	84,831,278	86,612,734	88,431,602	90,288,666
9,642	<i>Total Revenue Requirement</i>	663,481,565	657,007,412	657,697,877	659,283,408	660,983,804

Attachment 3-A

CHALLENGED ECONOMY

Portfolio 1

NPV (millions of \$)	Category	2043	2044	2045	2046	2047
3,890	Total Portfolio Cost	364,725,171	372,384,400	380,204,472	388,188,766	396,340,730
5,228	Total Owned Cost	571,682,714	583,688,051	595,945,500	608,460,356	621,238,023
-1,715	Net Market Purchases	(216,989,222)	(221,545,996)	(226,198,462)	(230,948,630)	(235,798,551)
377	Contract Cost	10,031,680	10,242,345	10,457,434	10,677,040	10,901,258
2,067	FOM	219,821,041	224,437,283	229,150,466	233,962,626	238,875,841
2,357	Book Depreciation	108,102,923	92,524,726	92,837,757	93,157,363	93,483,680
768	Taxes	26,301,291	25,976,037	25,256,912	24,282,867	23,344,262
1,681	Capital Charge	83,151,232	76,388,148	70,451,463	64,654,874	58,929,380
836	Other Fixed Charges	99,345,464	101,431,718	103,561,785	105,736,582	107,957,050
11,598	Total Revenue Requirement	901,447,123	893,142,313	901,462,856	909,983,078	918,930,944

Portfolio 2

NPV (millions of \$)	Category	2043	2044	2045	2046	2047
3,525	Total Portfolio Cost	265,614,078	271,191,974	276,887,005	282,701,633	288,638,367
3,994	Total Owned Cost	359,799,843	367,355,640	375,070,108	382,946,581	390,988,459
-2,270	Net Market Purchases	(289,083,124)	(295,153,869)	(301,352,101)	(307,680,495)	(314,141,785)
1,800	Contract Cost	194,897,359	198,990,204	203,168,998	207,435,547	211,791,693
1,764	FOM	156,956,838	160,252,932	163,618,243	167,054,226	170,562,365
1,870	Book Depreciation	72,758,582	73,017,159	73,281,165	73,550,716	73,825,927
531	Taxes	19,667,488	18,671,310	17,671,745	16,691,425	15,736,693
1,178	Capital Charge	57,085,503	52,576,168	48,136,351	43,735,140	39,385,259
775	Other Fixed Charges	92,184,728	94,120,607	96,097,140	98,115,179	100,175,598
9,642	Total Revenue Requirement	664,267,218	669,830,149	675,691,650	681,848,319	688,324,209

Attachment 3-A

Portfolio 3

NPV (millions of \$)	Category	2018	2019	2020	2021	2022
2,988	<i>Total Portfolio Cost</i>	430,111,852	413,494,969	299,124,244	286,454,944	267,633,984
3,044	<i>Total Owned Cost</i>	346,894,938	320,180,250	354,272,406	352,712,188	366,540,250
-1,925	<i>Net Market Purchases</i>	47,417,059	37,192,930	(113,555,768)	(202,064,884)	(264,003,438)
1,869	<i>Contract Cost</i>	35,799,855	56,121,789	58,407,605	135,807,641	165,097,172
1,504	<i>FOM</i>	136,950,000	177,482,288	163,501,845	176,802,274	163,682,066
2,087	<i>Book Depreciation</i>	217,220,321	221,310,490	224,303,185	228,565,552	220,738,653
659	<i>Taxes</i>	68,275,545	66,660,519	62,774,070	58,680,131	56,359,938
1,476	<i>Capital Charge</i>	156,093,614	151,597,521	141,288,560	130,563,357	123,396,415
764	<i>Other Fixed Charges</i>	49,718,063	51,845,421	54,067,135	55,777,564	57,217,203
9,479	<i>Total Revenue Requirement</i>	1,058,369,396	1,082,391,208	945,059,040	936,843,822	889,028,259

Portfolio 4

NPV (millions of \$)	Category	2018	2019	2020	2021	2022
2,988	<i>Total Portfolio Cost</i>	430,111,852	413,494,969	299,124,244	286,454,944	267,633,984
3,044	<i>Total Owned Cost</i>	346,894,938	320,180,250	354,272,406	352,712,188	366,540,250
-1,925	<i>Net Market Purchases</i>	47,417,059	37,192,930	(113,555,768)	(202,064,884)	(264,003,438)
1,869	<i>Contract Cost</i>	35,799,855	56,121,789	58,407,605	135,807,641	165,097,172
1,504	<i>FOM</i>	136,950,000	177,482,288	163,501,845	176,802,274	163,682,066
2,036	<i>Book Depreciation</i>	217,208,448	221,206,027	224,002,080	226,621,246	215,912,464
644	<i>Taxes</i>	68,266,291	66,615,450	62,618,918	57,817,098	53,784,092
1,429	<i>Capital Charge</i>	156,075,050	151,507,111	140,977,314	128,832,053	118,229,088
758	<i>Other Fixed Charges</i>	49,718,063	51,845,421	54,067,135	55,777,564	57,217,203
9,359	<i>Total Revenue Requirement</i>	1,058,329,703	1,082,151,267	944,291,536	932,305,179	876,458,898

Attachment 3-A

Portfolio 3

NPV (millions of \$)	Category	2023	2024	2025	2026	2027
2,988	<i>Total Portfolio Cost</i>	284,480,836	290,923,453	301,817,343	298,096,029	301,315,632
3,044	<i>Total Owned Cost</i>	325,201,188	331,549,406	306,458,219	331,369,969	326,746,406
-1,925	<i>Net Market Purchases</i>	(256,828,773)	(252,833,875)	(214,878,000)	(244,482,643)	(237,709,775)
1,869	<i>Contract Cost</i>	216,108,422	212,207,922	210,237,125	211,208,703	212,279,000
1,504	<i>FOM</i>	191,643,128	123,275,967	150,031,441	127,986,176	129,205,110
2,087	<i>Book Depreciation</i>	185,428,564	185,174,816	186,832,524	189,215,769	185,501,985
659	<i>Taxes</i>	56,469,037	54,726,673	50,113,965	45,747,517	40,316,693
1,476	<i>Capital Charge</i>	121,102,801	115,095,024	103,329,134	92,543,107	80,878,104
764	<i>Other Fixed Charges</i>	59,541,905	61,095,294	62,690,350	64,288,063	65,934,370
9,479	<i>Total Revenue Requirement</i>	898,666,271	830,291,227	854,814,757	817,876,661	803,151,894

Portfolio 4

NPV (millions of \$)	Category	2023	2024	2025	2026	2027
2,988	<i>Total Portfolio Cost</i>	284,480,836	290,923,453	301,817,343	298,096,029	301,315,632
3,044	<i>Total Owned Cost</i>	325,201,188	331,549,406	306,458,219	331,369,969	326,746,406
-1,925	<i>Net Market Purchases</i>	(256,828,773)	(252,833,875)	(214,878,000)	(244,482,643)	(237,709,775)
1,869	<i>Contract Cost</i>	216,108,422	212,207,922	210,237,125	211,208,703	212,279,000
1,504	<i>FOM</i>	191,643,128	123,275,967	150,031,441	127,986,176	129,205,110
2,036	<i>Book Depreciation</i>	178,741,770	178,488,022	180,145,730	182,528,975	178,815,191
644	<i>Taxes</i>	52,197,160	49,985,925	45,665,736	41,585,278	36,434,434
1,429	<i>Capital Charge</i>	112,533,118	105,584,752	94,405,676	84,193,365	73,090,019
758	<i>Other Fixed Charges</i>	58,719,905	60,273,294	61,868,350	63,466,063	65,112,370
9,359	<i>Total Revenue Requirement</i>	878,315,917	808,531,413	833,934,276	797,855,885	783,972,755

Attachment 3-A

Portfolio 3

NPV (millions of \$)	Category	2028	2029	2030	2031	2032
2,988	<i>Total Portfolio Cost</i>	193,125,587	196,128,938	196,642,162	191,667,682	188,353,826
3,044	<i>Total Owned Cost</i>	232,832,797	167,222,688	188,660,469	183,649,734	177,502,203
-1,925	<i>Net Market Purchases</i>	(234,624,772)	(161,265,438)	(178,459,900)	(178,774,303)	(175,964,361)
1,869	<i>Contract Cost</i>	194,917,563	190,171,688	186,441,594	186,792,250	186,815,984
1,504	<i>FOM</i>	159,684,523	87,982,490	91,277,594	86,291,935	89,114,011
2,087	<i>Book Depreciation</i>	215,022,552	204,932,170	145,604,174	145,658,000	99,653,720
659	<i>Taxes</i>	53,675,208	66,324,485	59,479,304	53,996,550	49,435,801
1,476	<i>Capital Charge</i>	123,065,097	160,384,353	142,253,737	129,377,554	118,381,078
764	<i>Other Fixed Charges</i>	67,633,874	66,969,631	68,730,292	70,482,693	72,301,354
9,479	<i>Total Revenue Requirement</i>	812,206,841	782,722,066	703,987,265	677,474,413	617,239,790

Portfolio 4

NPV (millions of \$)	Category	2028	2029	2030	2031	2032
2,988	<i>Total Portfolio Cost</i>	193,125,587	196,128,938	196,642,162	191,667,682	188,353,826
3,044	<i>Total Owned Cost</i>	232,832,797	167,222,688	188,660,469	183,649,734	177,502,203
-1,925	<i>Net Market Purchases</i>	(234,624,772)	(161,265,438)	(178,459,900)	(178,774,303)	(175,964,361)
1,869	<i>Contract Cost</i>	194,917,563	190,171,688	186,441,594	186,792,250	186,815,984
1,504	<i>FOM</i>	159,684,523	87,982,490	91,277,594	86,291,935	89,114,011
2,036	<i>Book Depreciation</i>	208,335,758	198,245,376	138,917,380	138,971,206	92,966,926
644	<i>Taxes</i>	51,834,414	66,383,928	59,532,524	54,042,562	49,474,489
1,429	<i>Capital Charge</i>	115,827,695	153,688,563	136,093,953	123,751,801	113,289,125
758	<i>Other Fixed Charges</i>	66,811,874	66,147,631	67,908,292	69,660,693	71,479,354
9,359	<i>Total Revenue Requirement</i>	795,619,851	768,576,925	690,371,907	664,385,878	604,677,731

Attachment 3-A

Portfolio 3

NPV (millions of \$)	Category	2033	2034	2035	2036	2037
2,988	<i>Total Portfolio Cost</i>	187,137,049	190,797,848	109,817,094	115,007,086	117,298,266
3,044	<i>Total Owned Cost</i>	195,727,797	195,863,719	138,759,281	97,613,570	95,117,344
-1,925	<i>Net Market Purchases</i>	(195,324,389)	(190,747,777)	(214,258,797)	(167,026,844)	(161,842,875)
1,869	<i>Contract Cost</i>	186,733,641	185,681,906	185,316,609	184,420,359	184,023,797
1,504	<i>FOM</i>	90,073,557	93,613,519	69,570,622	72,097,918	72,597,845
2,087	<i>Book Depreciation</i>	95,869,350	96,895,044	129,172,912	129,325,742	129,922,077
659	<i>Taxes</i>	46,065,322	40,975,540	55,906,295	71,542,863	66,401,757
1,476	<i>Capital Charge</i>	109,772,367	103,496,630	136,896,852	165,444,336	152,310,355
764	<i>Other Fixed Charges</i>	74,176,925	76,084,910	75,487,729	77,515,061	79,093,191
9,479	<i>Total Revenue Requirement</i>	603,094,570	601,863,490	576,851,505	630,933,006	617,623,490

Portfolio 4

NPV (millions of \$)	Category	2033	2034	2035	2036	2037
2,988	<i>Total Portfolio Cost</i>	187,137,049	190,797,848	109,817,094	115,007,086	117,298,266
3,044	<i>Total Owned Cost</i>	195,727,797	195,863,719	138,759,281	97,613,570	95,117,344
-1,925	<i>Net Market Purchases</i>	(195,324,389)	(190,747,777)	(214,258,797)	(167,026,844)	(161,842,875)
1,869	<i>Contract Cost</i>	186,733,641	185,681,906	185,316,609	184,420,359	184,023,797
1,504	<i>FOM</i>	90,073,557	93,613,519	69,570,622	72,097,918	72,597,845
2,036	<i>Book Depreciation</i>	89,182,556	90,208,250	122,486,118	122,638,948	123,235,283
644	<i>Taxes</i>	46,096,686	40,999,580	55,923,012	71,552,256	66,403,826
1,429	<i>Capital Charge</i>	105,214,214	99,472,276	133,406,298	162,487,582	149,887,400
758	<i>Other Fixed Charges</i>	73,354,925	75,262,910	74,665,729	76,693,061	78,271,191
9,359	<i>Total Revenue Requirement</i>	591,058,987	590,354,383	565,868,874	620,476,850	607,693,810

Attachment 3-A

Portfolio 3

NPV (millions of \$)	Category	2038	2039	2040	2041	2042
2,988	<i>Total Portfolio Cost</i>	114,640,891	117,048,349	119,506,365	122,015,998	124,578,334
3,044	<i>Total Owned Cost</i>	97,593,031	99,642,485	101,734,977	103,871,412	106,052,711
-1,925	<i>Net Market Purchases</i>	(167,081,094)	(170,589,797)	(174,172,182)	(177,829,798)	(181,564,224)
1,869	<i>Contract Cost</i>	184,128,953	187,995,661	191,943,570	195,974,385	200,089,847
1,504	<i>FOM</i>	74,331,422	75,892,382	77,486,122	79,113,330	80,774,710
2,087	<i>Book Depreciation</i>	124,913,020	124,573,366	124,701,054	123,683,855	121,441,120
659	<i>Taxes</i>	62,592,917	59,184,850	55,812,088	53,081,708	50,721,053
1,476	<i>Capital Charge</i>	141,848,992	132,434,094	123,371,064	115,655,166	108,768,264
764	<i>Other Fixed Charges</i>	80,704,462	82,399,256	84,129,640	85,896,362	87,700,186
9,479	<i>Total Revenue Requirement</i>	599,031,704	591,532,297	585,006,332	579,446,421	573,983,668

Portfolio 4

NPV (millions of \$)	Category	2038	2039	2040	2041	2042
2,988	<i>Total Portfolio Cost</i>	114,640,891	117,048,349	119,506,365	122,015,998	124,578,334
3,044	<i>Total Owned Cost</i>	97,593,031	99,642,485	101,734,977	103,871,412	106,052,711
-1,925	<i>Net Market Purchases</i>	(167,081,094)	(170,589,797)	(174,172,182)	(177,829,798)	(181,564,224)
1,869	<i>Contract Cost</i>	184,128,953	187,995,661	191,943,570	195,974,385	200,089,847
1,504	<i>FOM</i>	74,331,422	75,892,382	77,486,122	79,113,330	80,774,710
2,036	<i>Book Depreciation</i>	118,238,099	117,991,034	118,315,365	118,941,367	119,580,514
644	<i>Taxes</i>	62,587,453	59,170,228	55,785,107	53,015,192	50,568,672
1,429	<i>Capital Charge</i>	139,959,418	131,074,151	122,530,048	115,266,698	108,663,948
758	<i>Other Fixed Charges</i>	79,882,462	81,559,994	83,272,754	85,021,481	86,806,932
9,359	<i>Total Revenue Requirement</i>	589,639,745	582,736,138	576,895,760	573,374,067	570,973,112

Attachment 3-A

Portfolio 3

NPV (millions of \$)	Category	2043	2044	2045	2046	2047
2,988	<i>Total Portfolio Cost</i>	127,194,479	129,865,563	132,592,740	135,377,188	138,220,109
3,044	<i>Total Owned Cost</i>	108,279,818	110,553,694	112,875,322	115,245,704	117,665,863
-1,925	<i>Net Market Purchases</i>	(185,377,073)	(189,269,991)	(193,244,661)	(197,302,799)	(201,446,158)
1,869	<i>Contract Cost</i>	204,291,734	208,581,860	212,962,079	217,434,283	222,000,403
1,504	<i>FOM</i>	82,470,979	84,202,870	85,971,130	87,776,524	89,619,831
2,087	<i>Book Depreciation</i>	120,233,084	120,899,358	121,579,623	122,274,174	122,983,311
659	<i>Taxes</i>	48,321,231	45,803,788	43,138,397	40,357,387	37,570,713
1,476	<i>Capital Charge</i>	102,152,568	95,712,969	89,326,542	82,962,128	76,620,010
764	<i>Other Fixed Charges</i>	89,541,890	91,422,270	93,342,137	95,302,322	97,303,671
9,479	<i>Total Revenue Requirement</i>	569,914,232	567,906,817	565,950,571	564,049,723	562,317,645

Portfolio 4

NPV (millions of \$)	Category	2043	2044	2045	2046	2047
2,988	<i>Total Portfolio Cost</i>	127,194,479	129,865,563	132,592,740	135,377,188	138,220,109
3,044	<i>Total Owned Cost</i>	108,279,818	110,553,694	112,875,322	115,245,704	117,665,863
-1,925	<i>Net Market Purchases</i>	(185,377,073)	(189,269,991)	(193,244,661)	(197,302,799)	(201,446,158)
1,869	<i>Contract Cost</i>	204,291,734	208,581,860	212,962,079	217,434,283	222,000,403
1,504	<i>FOM</i>	82,470,979	84,202,870	85,971,130	87,776,524	89,619,831
2,036	<i>Book Depreciation</i>	120,233,084	120,899,358	121,579,623	122,274,174	122,983,311
644	<i>Taxes</i>	48,149,987	45,667,080	43,070,043	40,357,387	37,570,713
1,429	<i>Capital Charge</i>	102,144,100	95,712,969	89,326,542	82,962,128	76,620,010
758	<i>Other Fixed Charges</i>	88,629,878	90,491,105	92,391,419	94,331,638	96,312,603
9,359	<i>Total Revenue Requirement</i>	568,822,507	566,838,945	564,931,498	563,079,039	561,326,577

Attachment 3-A

Portfolio 5

NPV (millions of \$)	Category	2018	2019	2020	2021	2022
3,542	<i>Total Portfolio Cost</i>	430,111,852	413,494,969	299,124,244	286,454,944	267,633,984
2,625	<i>Total Owned Cost</i>	346,894,938	320,180,250	354,272,406	352,712,188	366,540,250
-1,604	<i>Net Market Purchases</i>	47,417,059	37,192,930	(113,555,768)	(202,064,884)	(264,003,438)
2,522	<i>Contract Cost</i>	35,799,855	56,121,789	58,407,605	135,807,641	165,097,172
1,093	<i>FOM</i>	136,950,000	168,317,000	153,930,475	161,507,630	157,146,437
1,715	<i>Book Depreciation</i>	217,045,298	220,119,307	221,890,641	222,783,869	210,445,617
405	<i>Taxes</i>	68,073,038	65,879,512	60,761,924	54,414,199	48,547,107
967	<i>Capital Charge</i>	155,687,371	150,030,767	137,252,053	122,005,601	107,723,330
752	<i>Other Fixed Charges</i>	49,718,063	51,845,421	54,067,135	55,777,564	57,217,203
8,474	<i>Total Revenue Requirement</i>	1,057,585,622	1,069,686,976	927,026,472	902,943,808	848,713,679

Portfolio 6

NPV (millions of \$)	Category	2018	2019	2020	2021	2022
3,477	<i>Total Portfolio Cost</i>	430,111,852	413,494,969	299,124,244	286,454,944	267,633,984
2,379	<i>Total Owned Cost</i>	346,894,938	320,180,250	354,272,406	352,712,188	366,540,250
-1,499	<i>Net Market Purchases</i>	47,417,059	37,192,930	(113,555,768)	(202,064,884)	(264,003,438)
2,597	<i>Contract Cost</i>	35,799,855	56,121,789	58,407,605	135,807,641	165,097,172
1,027	<i>FOM</i>	136,950,000	168,317,000	153,930,475	161,507,630	157,146,437
1,752	<i>Book Depreciation</i>	217,045,298	220,119,307	221,890,641	222,783,869	210,445,617
418	<i>Taxes</i>	68,073,038	65,879,512	60,761,924	54,414,199	48,547,107
1,007	<i>Capital Charge</i>	155,687,371	150,030,767	137,252,053	122,005,601	107,723,330
746	<i>Other Fixed Charges</i>	49,718,063	51,845,421	54,067,135	55,777,564	57,217,203
8,428	<i>Total Revenue Requirement</i>	1,057,585,622	1,069,686,976	927,026,472	902,943,808	848,713,679

Attachment 3-A

Portfolio 5

NPV (millions of \$)	Category	2023	2024	2025	2026	2027
3,542	Total Portfolio Cost	294,413,537	312,539,917	317,411,845	314,986,034	314,961,367
2,625	Total Owned Cost	242,790,938	167,059,219	163,527,078	168,490,656	171,408,422
-1,604	Net Market Purchases	(251,628,848)	(153,621,269)	(142,621,463)	(150,542,676)	(154,121,574)
2,522	Contract Cost	303,260,563	299,110,969	296,515,250	297,046,938	297,683,406
1,093	FOM	164,448,267	47,137,425	72,043,678	53,061,806	52,812,720
1,715	Book Depreciation	174,126,839	172,922,521	173,571,842	174,700,429	170,606,413
405	Taxes	38,086,291	28,889,085	26,599,360	24,414,284	21,583,240
967	Capital Charge	101,579,022	95,015,898	82,002,667	69,685,213	57,328,141
752	Other Fixed Charges	58,719,905	57,891,294	59,486,350	61,084,063	62,730,370
8,474	Total Revenue Requirement	831,373,862	714,396,140	731,115,741	697,931,828	680,022,252

Portfolio 6

NPV (millions of \$)	Category	2023	2024	2025	2026	2027
3,477	Total Portfolio Cost	294,926,547	312,766,075	317,475,746	314,776,848	314,548,541
2,379	Total Owned Cost	242,790,938	167,059,219	163,527,078	168,490,656	171,408,422
-1,499	Net Market Purchases	(261,194,400)	(163,443,360)	(152,535,344)	(160,679,236)	(164,411,400)
2,597	Contract Cost	313,339,125	309,159,219	306,493,031	306,974,313	307,560,406
1,027	FOM	164,448,267	47,137,425	72,043,678	53,061,806	52,812,720
1,752	Book Depreciation	174,126,839	172,894,820	173,337,117	174,299,575	170,011,651
418	Taxes	38,086,291	28,872,679	26,444,668	24,045,488	21,017,734
1,007	Capital Charge	101,579,022	94,982,986	81,692,343	68,945,383	56,193,696
746	Other Fixed Charges	58,719,905	57,891,294	59,486,350	61,084,063	62,730,370
8,428	Total Revenue Requirement	831,886,872	714,545,279	730,479,901	696,213,162	677,314,713

Attachment 3-A

Portfolio 5

NPV (millions of \$)	Category	2028	2029	2030	2031	2032
3,542	<i>Total Portfolio Cost</i>	300,020,384	290,423,105	291,199,526	286,593,100	283,834,517
2,625	<i>Total Owned Cost</i>	166,707,672	167,222,688	188,660,469	183,649,734	177,502,203
-1,604	<i>Net Market Purchases</i>	(146,747,088)	(151,502,463)	(168,086,766)	(167,590,910)	(163,962,049)
2,522	<i>Contract Cost</i>	280,068,688	274,711,656	270,634,563	270,543,031	270,303,031
1,093	<i>FOM</i>	54,818,652	55,093,137	57,735,722	57,579,589	59,798,705
1,715	<i>Book Depreciation</i>	151,860,763	141,409,930	81,751,083	81,503,586	35,170,576
405	<i>Taxes</i>	18,528,608	15,742,842	13,281,322	10,949,219	8,957,586
967	<i>Capital Charge</i>	45,292,926	34,416,799	26,999,969	22,070,818	17,969,544
752	<i>Other Fixed Charges</i>	64,429,874	66,147,631	67,908,292	69,660,693	71,479,354
8,474	<i>Total Revenue Requirement</i>	634,951,208	603,233,445	538,875,915	528,357,003	477,210,282

Portfolio 6

NPV (millions of \$)	Category	2028	2029	2030	2031	2032
3,477	<i>Total Portfolio Cost</i>	257,880,273	257,570,666	257,622,717	251,850,088	246,014,265
2,379	<i>Total Owned Cost</i>	107,817,313	76,855,234	83,894,367	89,014,789	88,073,961
-1,499	<i>Net Market Purchases</i>	(139,843,121)	(103,763,637)	(106,633,348)	(117,384,477)	(122,008,465)
2,597	<i>Contract Cost</i>	289,914,969	284,487,844	280,370,438	280,228,531	279,957,438
1,027	<i>FOM</i>	67,799,808	26,248,505	28,294,641	27,423,964	28,983,784
1,752	<i>Book Depreciation</i>	172,825,257	162,084,218	102,125,667	101,570,428	55,212,896
418	<i>Taxes</i>	25,730,883	30,114,785	26,677,224	24,057,185	21,538,069
1,007	<i>Capital Charge</i>	68,504,297	79,066,106	66,275,220	57,352,402	50,127,572
746	<i>Other Fixed Charges</i>	64,429,874	63,585,631	65,346,292	67,098,693	68,917,354
8,428	<i>Total Revenue Requirement</i>	657,170,391	618,669,911	546,341,762	529,352,759	470,793,940

Attachment 3-A

Portfolio 5

NPV (millions of \$)	Category	2033	2034	2035	2036	2037
3,542	<i>Total Portfolio Cost</i>	282,846,018	286,891,405	216,079,544	222,227,631	224,987,348
2,625	<i>Total Owned Cost</i>	195,727,797	195,863,719	138,759,281	97,613,570	95,117,344
-1,604	<i>Net Market Purchases</i>	(182,486,883)	(177,091,535)	(190,087,465)	(141,628,609)	(135,364,902)
2,522	<i>Contract Cost</i>	269,613,813	268,127,844	267,416,250	266,251,250	265,243,313
1,093	<i>FOM</i>	60,142,629	63,054,042	36,012,735	37,835,315	37,615,727
1,715	<i>Book Depreciation</i>	31,067,939	31,785,698	60,313,301	60,120,883	60,364,718
405	<i>Taxes</i>	7,702,202	4,265,525	18,496,548	33,312,104	29,445,177
967	<i>Capital Charge</i>	15,451,155	13,706,348	46,948,724	75,758,844	67,090,599
752	<i>Other Fixed Charges</i>	73,354,925	75,262,910	74,665,729	76,693,061	78,271,191
8,474	<i>Total Revenue Requirement</i>	470,564,869	474,965,928	452,516,581	505,947,838	497,774,760

Portfolio 6

NPV (millions of \$)	Category	2033	2034	2035	2036	2037
3,477	<i>Total Portfolio Cost</i>	244,589,432	244,051,549	236,764,095	233,192,037	235,971,766
2,379	<i>Total Owned Cost</i>	82,670,773	93,755,953	86,607,148	97,613,570	95,117,344
-1,499	<i>Net Market Purchases</i>	(117,271,164)	(127,357,938)	(126,744,781)	(140,126,734)	(133,773,703)
2,597	<i>Contract Cost</i>	279,198,531	277,662,156	276,910,250	275,713,781	274,636,531
1,027	<i>FOM</i>	28,653,416	30,875,184	32,860,698	34,617,086	34,329,915
1,752	<i>Book Depreciation</i>	51,208,721	52,057,990	54,252,090	54,027,242	54,237,968
418	<i>Taxes</i>	19,517,007	18,350,380	19,806,667	20,640,527	18,891,797
1,007	<i>Capital Charge</i>	45,367,603	42,330,834	44,555,817	45,532,165	41,327,659
746	<i>Other Fixed Charges</i>	70,792,925	72,700,910	74,665,729	76,693,061	78,271,191
8,428	<i>Total Revenue Requirement</i>	460,129,105	460,366,848	462,905,096	464,702,118	463,030,295

Attachment 3-A

Portfolio 5

NPV (millions of \$)	Category	2038	2039	2040	2041	2042
3,542	<i>Total Portfolio Cost</i>	222,917,995	227,599,273	232,378,858	237,258,814	242,241,249
2,625	<i>Total Owned Cost</i>	97,593,031	99,642,485	101,734,977	103,871,412	106,052,711
-1,604	<i>Net Market Purchases</i>	(139,668,340)	(142,601,375)	(145,596,004)	(148,653,520)	(151,775,244)
2,522	<i>Contract Cost</i>	265,001,719	270,566,755	276,248,657	282,049,878	287,972,926
1,093	<i>FOM</i>	38,614,679	39,425,588	40,253,525	41,098,849	41,961,925
1,715	<i>Book Depreciation</i>	55,007,633	54,393,109	54,342,263	54,585,210	54,833,259
405	<i>Taxes</i>	26,810,156	24,609,964	22,491,741	20,936,168	19,666,654
967	<i>Capital Charge</i>	60,893,643	55,665,044	50,711,414	46,901,145	43,664,907
752	<i>Other Fixed Charges</i>	79,882,462	81,559,994	83,272,754	85,021,481	86,806,932
8,474	<i>Total Revenue Requirement</i>	484,126,568	483,252,971	483,450,555	485,801,667	489,174,926

Portfolio 6

NPV (millions of \$)	Category	2038	2039	2040	2041	2042
3,477	<i>Total Portfolio Cost</i>	233,895,499	238,807,305	243,822,258	248,942,525	254,170,318
2,379	<i>Total Owned Cost</i>	97,593,031	99,642,485	101,734,977	103,871,412	106,052,711
-1,499	<i>Net Market Purchases</i>	(138,043,742)	(140,942,661)	(143,902,457)	(146,924,408)	(150,009,821)
2,597	<i>Contract Cost</i>	274,354,625	280,116,072	285,998,510	292,004,478	298,136,572
1,027	<i>FOM</i>	35,270,317	36,010,993	36,767,224	37,539,336	38,327,662
1,752	<i>Book Depreciation</i>	48,861,802	48,212,871	48,126,896	48,333,975	48,545,403
418	<i>Taxes</i>	17,562,199	16,359,275	14,999,285	13,741,174	12,539,023
1,007	<i>Capital Charge</i>	37,963,961	34,950,439	31,732,367	28,733,315	25,846,698
746	<i>Other Fixed Charges</i>	79,882,462	81,559,994	83,272,754	85,021,481	86,806,932
8,428	<i>Total Revenue Requirement</i>	453,436,240	455,900,876	458,720,784	462,311,807	466,236,037

Attachment 3-A

Portfolio 5

NPV (millions of \$)	Category	2043	2044	2045	2046	2047
3,542	Total Portfolio Cost	247,328,315	252,522,210	257,825,176	263,239,505	268,767,534
2,625	Total Owned Cost	108,279,818	110,553,694	112,875,322	115,245,704	117,665,863
-1,604	Net Market Purchases	(154,962,524)	(158,216,737)	(161,539,288)	(164,931,614)	(168,395,177)
2,522	Contract Cost	294,020,357	300,194,785	306,498,875	312,935,352	319,506,994
1,093	FOM	42,843,125	43,742,831	44,661,430	45,599,320	46,556,906
1,715	Book Depreciation	55,086,517	55,345,093	55,609,100	55,878,650	56,153,861
405	Taxes	18,432,154	17,246,806	16,084,819	14,927,684	13,776,821
967	Capital Charge	40,498,907	37,431,511	34,410,978	31,400,179	28,401,960
752	Other Fixed Charges	88,629,878	90,491,105	92,391,419	94,331,638	96,312,603
8,474	Total Revenue Requirement	492,818,897	496,779,557	500,982,922	505,376,977	509,969,686

Portfolio 6

NPV (millions of \$)	Category	2043	2044	2045	2046	2047
3,477	Total Portfolio Cost	259,507,895	264,957,561	270,521,670	276,202,625	282,002,880
2,379	Total Owned Cost	108,279,818	110,553,694	112,875,322	115,245,704	117,665,863
-1,499	Net Market Purchases	(153,160,027)	(156,376,388)	(159,660,292)	(163,013,158)	(166,436,434)
2,597	Contract Cost	304,397,440	310,789,787	317,316,372	323,980,016	330,783,596
1,027	FOM	39,132,543	39,954,326	40,793,367	41,650,028	42,524,678
1,752	Book Depreciation	48,761,271	48,981,672	49,206,702	49,436,457	49,671,037
418	Taxes	11,367,773	10,128,183	8,798,532	7,472,437	6,150,906
1,007	Capital Charge	23,032,064	20,317,844	17,650,470	14,990,230	12,339,147
746	Other Fixed Charges	88,629,878	90,491,105	92,391,419	94,331,638	96,312,603
8,428	Total Revenue Requirement	470,431,424	474,830,692	479,362,159	484,083,415	489,001,251

Attachment 3-A

Portfolio 6b

NPV (millions of \$)	Category	2018	2019	2020	2021	2022
3,551	<i>Total Portfolio Cost</i>	430,111,852	413,494,969	299,124,244	286,454,944	267,633,984
2,682	<i>Total Owned Cost</i>	346,894,938	320,180,250	354,272,406	352,712,188	366,540,250
-1,144	<i>Net Market Purchases</i>	47,417,059	37,192,930	(113,555,768)	(202,064,884)	(264,003,438)
2,013	<i>Contract Cost</i>	35,799,855	56,121,789	58,407,605	135,807,641	165,097,172
1,257	<i>FOM</i>	136,950,000	168,317,000	153,930,475	161,507,630	157,146,437
1,824	<i>Book Depreciation</i>	216,893,065	220,349,240	222,405,507	224,780,403	213,045,251
466	<i>Taxes</i>	67,892,717	65,929,545	61,204,874	55,883,733	51,185,689
1,121	<i>Capital Charge</i>	155,325,633	150,131,136	138,140,643	124,953,587	113,016,511
746	<i>Other Fixed Charges</i>	49,718,063	51,845,421	54,067,135	55,777,564	57,217,203
8,965	<i>Total Revenue Requirement</i>	1,056,891,329	1,070,067,312	928,872,879	909,357,861	859,245,075

Portfolio 6c

NPV (millions of \$)	Category	2018	2019	2020	2021	2022
3,501	<i>Total Portfolio Cost</i>	430,111,852	413,494,969	299,124,244	286,455,585	267,638,328
2,533	<i>Total Owned Cost</i>	346,894,938	320,180,250	354,272,406	352,710,219	366,531,531
-1,375	<i>Net Market Purchases</i>	47,417,059	37,192,930	(113,555,768)	(202,062,274)	(263,990,375)
2,343	<i>Contract Cost</i>	35,799,855	56,121,789	58,407,605	135,807,641	165,097,172
1,150	<i>FOM</i>	136,950,000	168,317,000	153,930,475	161,507,630	157,146,437
1,779	<i>Book Depreciation</i>	217,146,398	220,333,740	222,359,507	224,156,069	212,267,251
436	<i>Taxes</i>	68,192,792	66,063,722	61,155,707	55,475,993	50,362,408
1,050	<i>Capital Charge</i>	155,927,606	150,400,305	138,042,011	124,135,633	111,364,950
746	<i>Other Fixed Charges</i>	49,718,063	51,845,421	54,067,135	55,777,564	57,217,203
8,662	<i>Total Revenue Requirement</i>	1,058,046,710	1,070,455,157	928,679,079	907,508,475	855,996,576

Attachment 3-A

Portfolio 6b

NPV (millions of \$)	Category	2023	2024	2025	2026	2027
3,551	<i>Total Portfolio Cost</i>	291,584,813	309,637,020	318,739,844	316,355,107	315,938,252
2,682	<i>Total Owned Cost</i>	268,512,469	206,825,391	194,387,969	203,052,969	210,902,625
-1,144	<i>Net Market Purchases</i>	(212,228,219)	(128,533,371)	(104,885,469)	(116,810,830)	(126,051,670)
2,013	<i>Contract Cost</i>	235,300,563	231,345,000	229,237,344	230,112,969	231,087,297
1,257	<i>FOM</i>	142,191,149	74,576,266	100,058,735	81,665,179	82,016,764
1,824	<i>Book Depreciation</i>	178,188,065	177,359,435	179,091,371	180,293,524	176,557,004
466	<i>Taxes</i>	41,829,088	33,550,561	31,911,649	30,166,237	27,321,805
1,121	<i>Capital Charge</i>	109,087,333	104,367,144	92,659,491	81,224,034	68,840,102
746	<i>Other Fixed Charges</i>	58,719,905	57,891,294	59,486,350	61,084,063	62,730,370
8,965	<i>Total Revenue Requirement</i>	821,600,352	757,381,720	781,947,439	750,788,146	733,404,297

Portfolio 6c

NPV (millions of \$)	Category	2023	2024	2025	2026	2027
3,501	<i>Total Portfolio Cost</i>	293,514,301	311,297,640	318,176,613	315,481,336	315,060,307
2,533	<i>Total Owned Cost</i>	255,937,438	187,379,719	179,285,750	186,158,688	191,442,734
-1,375	<i>Net Market Purchases</i>	(241,794,574)	(151,371,454)	(133,976,637)	(144,200,133)	(150,659,178)
2,343	<i>Contract Cost</i>	279,371,438	275,289,375	272,867,500	273,522,781	274,276,750
1,150	<i>FOM</i>	153,319,708	60,856,846	86,051,206	67,363,492	67,414,742
1,779	<i>Book Depreciation</i>	175,549,143	174,468,333	174,911,838	176,104,635	172,051,561
436	<i>Taxes</i>	39,849,372	30,408,056	27,998,425	25,662,368	22,831,788
1,050	<i>Capital Charge</i>	105,115,886	98,063,061	84,809,288	72,188,958	59,832,815
746	<i>Other Fixed Charges</i>	58,719,905	57,891,294	59,486,350	61,084,063	62,730,370
8,662	<i>Total Revenue Requirement</i>	826,068,315	732,985,230	751,433,720	717,884,853	699,921,583

Attachment 3-A

Portfolio 6b

NPV (millions of \$)	Category	2028	2029	2030	2031	2032
3,551	<i>Total Portfolio Cost</i>	263,904,410	261,562,137	263,086,781	258,852,723	256,639,551
2,682	<i>Total Owned Cost</i>	144,409,469	117,642,492	127,581,547	133,056,891	133,329,781
-1,144	<i>Net Market Purchases</i>	(94,175,027)	(64,868,418)	(69,475,969)	(79,440,059)	(81,893,184)
2,013	<i>Contract Cost</i>	213,669,969	208,788,063	204,981,203	205,235,891	205,202,953
1,257	<i>FOM</i>	97,625,628	63,262,835	66,112,520	66,168,546	68,605,002
1,824	<i>Book Depreciation</i>	179,947,390	169,856,761	110,561,941	110,684,030	64,975,053
466	<i>Taxes</i>	32,541,917	37,462,861	34,444,992	32,232,046	30,081,199
1,121	<i>Capital Charge</i>	81,891,500	93,264,630	81,336,048	73,250,260	66,784,575
746	<i>Other Fixed Charges</i>	64,429,874	63,585,631	65,346,292	67,098,693	68,917,354
8,965	<i>Total Revenue Requirement</i>	720,340,718	688,994,854	620,888,574	608,286,297	556,002,733

Portfolio 6c

NPV (millions of \$)	Category	2028	2029	2030	2031	2032
3,501	<i>Total Portfolio Cost</i>	259,074,523	257,488,363	258,233,832	253,014,238	248,854,570
2,533	<i>Total Owned Cost</i>	126,326,578	97,677,164	106,023,297	111,391,984	110,848,375
-1,375	<i>Net Market Purchases</i>	(123,983,086)	(91,725,598)	(95,343,121)	(105,965,746)	(109,418,680)
2,343	<i>Contract Cost</i>	256,731,031	251,536,797	247,553,656	247,588,000	247,424,875
1,150	<i>FOM</i>	82,716,963	48,041,088	50,571,116	50,300,773	52,404,006
1,779	<i>Book Depreciation</i>	175,119,030	164,674,561	105,018,668	104,772,300	58,708,658
436	<i>Taxes</i>	27,848,348	32,556,377	29,351,359	26,957,038	24,644,235
1,050	<i>Capital Charge</i>	72,544,925	83,557,438	71,248,328	62,793,597	55,997,925
746	<i>Other Fixed Charges</i>	64,429,874	63,585,631	65,346,292	67,098,693	68,917,354
8,662	<i>Total Revenue Requirement</i>	681,733,663	649,903,458	579,769,595	564,936,640	509,526,749

Attachment 3-A

Portfolio 6b

NPV (millions of \$)	Category	2033	2034	2035	2036	2037
3,551	<i>Total Portfolio Cost</i>	255,767,918	259,309,945	252,304,328	251,979,512	258,306,910
2,682	<i>Total Owned Cost</i>	130,398,977	134,326,125	132,206,078	139,297,313	137,010,078
-1,144	<i>Net Market Purchases</i>	(79,616,434)	(78,853,852)	(83,297,359)	(89,759,707)	(80,614,043)
2,013	<i>Contract Cost</i>	204,985,375	203,837,672	203,395,609	202,441,906	201,910,875
1,257	<i>FOM</i>	69,171,570	72,311,056	67,357,004	69,837,813	70,290,278
1,824	<i>Book Depreciation</i>	61,619,405	63,117,422	65,973,244	66,423,354	67,322,537
466	<i>Taxes</i>	28,381,693	27,507,880	29,236,031	30,328,170	28,823,816
1,121	<i>Capital Charge</i>	62,690,042	60,261,051	63,051,785	64,566,631	60,872,732
746	<i>Other Fixed Charges</i>	70,792,925	72,700,910	74,665,729	76,693,061	78,271,191
8,965	<i>Total Revenue Requirement</i>	548,423,553	555,208,265	552,588,122	559,828,542	563,887,464

Portfolio 6c

NPV (millions of \$)	Category	2033	2034	2035	2036	2037
3,501	<i>Total Portfolio Cost</i>	247,560,883	248,955,039	241,678,695	239,610,023	243,997,172
2,533	<i>Total Owned Cost</i>	106,951,813	114,483,461	109,720,805	118,545,180	116,502,820
-1,375	<i>Net Market Purchases</i>	(106,287,680)	(111,057,141)	(112,952,469)	(122,759,844)	(115,490,570)
2,343	<i>Contract Cost</i>	246,896,750	245,528,719	244,910,359	243,824,688	242,984,922
1,150	<i>FOM</i>	52,630,354	55,422,474	50,113,761	52,232,463	52,315,215
1,779	<i>Book Depreciation</i>	54,997,751	56,139,779	58,632,492	58,712,231	59,233,635
436	<i>Taxes</i>	22,806,552	21,809,707	23,426,016	24,413,771	22,812,673
1,050	<i>Capital Charge</i>	51,621,104	48,940,210	51,501,487	52,801,839	48,908,773
746	<i>Other Fixed Charges</i>	70,792,925	72,700,910	74,665,729	76,693,061	78,271,191
8,662	<i>Total Revenue Requirement</i>	500,409,569	503,968,119	500,018,181	504,463,388	505,538,658

Attachment 3-A

Portfolio 6b

NPV (millions of \$)	Category	2038	2039	2040	2041	2042
3,551	<i>Total Portfolio Cost</i>	258,008,727	263,426,910	268,958,875	274,607,011	280,373,759
2,682	<i>Total Owned Cost</i>	138,353,047	141,258,461	144,224,889	147,253,611	150,345,937
-1,144	<i>Net Market Purchases</i>	(82,283,586)	(84,011,541)	(85,775,784)	(87,577,075)	(89,416,194)
2,013	<i>Contract Cost</i>	201,939,266	206,179,990	210,509,770	214,930,475	219,444,015
1,257	<i>FOM</i>	71,975,396	73,486,879	75,030,104	76,605,736	78,214,457
1,824	<i>Book Depreciation</i>	62,634,560	61,985,629	61,899,654	62,106,734	62,318,162
466	<i>Taxes</i>	22,915,735	17,046,192	15,752,083	14,572,794	13,466,470
1,121	<i>Capital Charge</i>	57,974,041	54,547,553	50,079,680	45,856,793	41,780,455
746	<i>Other Fixed Charges</i>	79,882,462	81,559,994	83,272,754	85,021,481	86,806,932
8,965	<i>Total Revenue Requirement</i>	553,390,921	552,053,157	554,993,150	558,770,549	562,960,234

Portfolio 6c

NPV (millions of \$)	Category	2038	2039	2040	2041	2042
3,501	<i>Total Portfolio Cost</i>	242,720,090	247,817,212	253,021,373	258,334,822	263,759,853
2,533	<i>Total Owned Cost</i>	118,298,219	120,782,481	123,318,913	125,908,611	128,552,691
-1,375	<i>Net Market Purchases</i>	(118,415,160)	(120,901,879)	(123,440,818)	(126,033,075)	(128,679,770)
2,343	<i>Contract Cost</i>	242,837,031	247,936,609	253,143,278	258,459,287	263,886,932
1,150	<i>FOM</i>	53,622,857	54,748,937	55,898,664	57,072,536	58,271,060
1,779	<i>Book Depreciation</i>	54,159,947	53,511,015	53,425,040	53,632,120	53,843,548
436	<i>Taxes</i>	19,451,033	16,185,090	14,909,854	13,743,541	12,643,396
1,050	<i>Capital Charge</i>	45,827,912	42,703,986	39,009,011	35,547,188	32,218,280
746	<i>Other Fixed Charges</i>	79,882,462	81,559,994	83,272,754	85,021,481	86,806,932
8,662	<i>Total Revenue Requirement</i>	495,664,300	496,526,233	499,536,696	503,351,688	507,543,069

Attachment 3-A

Portfolio 6b

NPV (millions of \$)	Category	2043	2044	2045	2046	2047
3,551	<i>Total Portfolio Cost</i>	286,261,607	292,273,101	298,410,836	304,677,464	311,075,691
2,682	<i>Total Owned Cost</i>	153,503,202	156,726,769	160,018,031	163,378,410	166,809,356
-1,144	<i>Net Market Purchases</i>	(91,293,934)	(93,211,106)	(95,168,540)	(97,167,079)	(99,207,588)
2,013	<i>Contract Cost</i>	224,052,339	228,757,439	233,561,345	238,466,133	243,473,922
1,257	<i>FOM</i>	79,856,960	81,533,956	83,246,169	84,994,339	86,779,220
1,824	<i>Book Depreciation</i>	62,534,030	62,754,431	62,979,460	63,209,216	63,443,796
466	<i>Taxes</i>	12,346,619	11,178,805	10,000,836	8,837,908	7,687,507
1,121	<i>Capital Charge</i>	37,810,383	33,971,420	30,206,000	26,470,753	22,760,636
746	<i>Other Fixed Charges</i>	88,629,878	90,491,105	92,391,419	94,331,638	96,312,603
8,965	<i>Total Revenue Requirement</i>	567,439,477	572,202,819	577,234,720	582,521,318	588,059,452

Portfolio 6c

NPV (millions of \$)	Category	2043	2044	2045	2046	2047
3,501	<i>Total Portfolio Cost</i>	269,298,810	274,954,085	280,728,121	286,623,412	292,642,503
2,533	<i>Total Owned Cost</i>	131,252,298	134,008,596	136,822,777	139,696,055	142,629,672
-1,375	<i>Net Market Purchases</i>	(131,382,045)	(134,141,068)	(136,958,030)	(139,834,149)	(142,770,666)
2,343	<i>Contract Cost</i>	269,428,557	275,086,557	280,863,374	286,761,505	292,783,497
1,150	<i>FOM</i>	59,494,752	60,744,142	62,019,769	63,322,184	64,651,950
1,779	<i>Book Depreciation</i>	54,059,416	54,279,817	54,504,847	54,734,602	54,969,182
436	<i>Taxes</i>	11,534,056	10,360,241	9,146,457	7,937,771	6,736,050
1,050	<i>Capital Charge</i>	28,973,477	25,829,201	22,732,062	19,645,150	16,572,210
746	<i>Other Fixed Charges</i>	88,629,878	90,491,105	92,391,419	94,331,638	96,312,603
8,662	<i>Total Revenue Requirement</i>	511,990,389	516,658,591	521,522,674	526,594,757	531,884,498

Attachment 3-A

Portfolio 7

NPV (millions of \$)	Category	2018	2019	2020	2021	2022
3,461	<i>Total Portfolio Cost</i>	430,111,852	413,494,969	299,124,244	300,430,869	301,526,162
2,215	<i>Total Owned Cost</i>	346,894,938	320,180,250	354,272,406	283,635,469	254,346,281
-1,654	<i>Net Market Purchases</i>	47,417,059	37,192,930	(113,555,768)	(149,744,975)	(174,539,666)
2,900	<i>Contract Cost</i>	35,799,855	56,121,789	58,407,605	166,540,375	221,719,547
960	<i>FOM</i>	136,950,000	168,317,000	153,930,475	161,507,630	105,878,206
1,754	<i>Book Depreciation</i>	217,045,298	220,119,307	221,790,307	225,332,203	212,966,284
419	<i>Taxes</i>	68,073,038	65,879,512	60,702,501	55,519,529	51,140,094
1,010	<i>Capital Charge</i>	155,687,371	150,030,767	137,132,847	124,919,386	113,621,459
746	<i>Other Fixed Charges</i>	49,718,063	51,845,421	54,067,135	55,777,564	57,217,203
8,351	<i>Total Revenue Requirement</i>	1,057,585,622	1,069,686,976	926,747,509	923,487,181	842,349,409

Portfolio 8

NPV (millions of \$)	Category	2018	2019	2020	2021	2022
3,806	<i>Total Portfolio Cost</i>	430,111,852	413,494,969	299,124,244	286,454,944	267,633,984
2,156	<i>Total Owned Cost</i>	346,894,938	320,180,250	354,272,406	352,712,188	366,540,250
-1,391	<i>Net Market Purchases</i>	47,417,059	37,192,930	(113,555,768)	(202,064,884)	(264,003,438)
3,042	<i>Contract Cost</i>	35,799,855	56,121,789	58,407,605	135,807,641	165,097,172
830	<i>FOM</i>	136,950,000	168,317,000	152,984,360	154,987,118	164,344,853
1,602	<i>Book Depreciation</i>	217,045,298	220,119,307	221,600,466	221,991,496	208,815,709
299	<i>Taxes</i>	68,073,038	65,879,512	60,590,066	53,780,708	47,148,461
802	<i>Capital Charge</i>	155,687,371	150,030,767	136,907,296	120,734,772	104,917,549
740	<i>Other Fixed Charges</i>	49,718,063	51,845,421	54,067,135	55,777,564	57,217,203
8,079	<i>Total Revenue Requirement</i>	1,057,585,622	1,069,686,976	925,273,567	893,726,602	850,077,759

Attachment 3-A

Portfolio 7

NPV (millions of \$)	Category	2023	2024	2025	2026	2027
3,461	<i>Total Portfolio Cost</i>	306,231,625	310,308,691	314,606,182	310,847,466	309,968,487
2,215	<i>Total Owned Cost</i>	188,790,406	167,059,219	163,527,078	168,490,656	171,408,422
-1,654	<i>Net Market Purchases</i>	(227,030,219)	(197,137,917)	(186,481,144)	(195,652,099)	(200,002,467)
2,900	<i>Contract Cost</i>	344,480,188	340,396,031	337,568,906	338,017,438	338,571,063
960	<i>FOM</i>	115,316,671	47,137,425	72,043,678	53,061,806	52,812,720
1,754	<i>Book Depreciation</i>	173,967,505	172,735,487	173,177,784	174,140,241	169,852,318
419	<i>Taxes</i>	39,254,911	28,362,879	25,953,302	23,571,733	20,560,828
1,010	<i>Capital Charge</i>	103,995,902	94,102,836	80,844,069	68,127,333	55,404,343
746	<i>Other Fixed Charges</i>	58,719,905	57,891,294	59,486,350	61,084,063	62,730,370
8,351	<i>Total Revenue Requirement</i>	797,486,519	710,538,613	726,111,363	690,832,643	671,329,066

Portfolio 8

NPV (millions of \$)	Category	2023	2024	2025	2026	2027
3,806	<i>Total Portfolio Cost</i>	306,813,530	336,701,518	337,717,453	334,720,303	334,543,684
2,156	<i>Total Owned Cost</i>	208,619,734	75,362,930	81,204,438	84,143,109	73,689,836
-1,391	<i>Net Market Purchases</i>	(274,487,715)	(106,984,723)	(108,728,996)	(114,849,453)	(104,862,141)
3,042	<i>Contract Cost</i>	372,690,625	368,332,313	365,251,031	365,435,531	365,724,875
830	<i>FOM</i>	157,458,722	12,395,699	11,853,409	13,481,603	12,410,445
1,602	<i>Book Depreciation</i>	171,579,478	169,930,584	169,947,251	170,698,597	166,300,952
299	<i>Taxes</i>	29,288,600	13,745,042	12,508,343	11,440,475	9,943,451
802	<i>Capital Charge</i>	96,814,043	88,847,595	74,835,000	61,646,938	48,854,193
740	<i>Other Fixed Charges</i>	58,719,905	55,329,294	56,924,350	58,522,063	60,168,370
8,079	<i>Total Revenue Requirement</i>	820,674,278	676,949,731	663,785,805	650,509,979	632,221,094

Attachment 3-A

Portfolio 7

NPV (millions of \$)	Category	2028	2029	2030	2031	2032
3,461	<i>Total Portfolio Cost</i>	252,260,787	251,128,310	250,519,223	244,097,091	237,622,846
2,215	<i>Total Owned Cost</i>	107,817,313	76,855,234	83,894,367	89,014,789	88,073,961
-1,654	<i>Net Market Purchases</i>	(176,568,838)	(141,152,906)	(144,658,004)	(156,025,668)	(161,381,418)
2,900	<i>Contract Cost</i>	321,020,844	315,434,406	311,291,250	311,116,375	310,938,625
960	<i>FOM</i>	67,808,299	26,257,174	28,303,491	27,433,001	28,993,011
1,754	<i>Book Depreciation</i>	172,680,341	161,939,389	101,980,928	101,425,780	55,068,340
419	<i>Taxes</i>	25,283,443	29,689,151	26,276,630	23,678,426	21,180,424
1,010	<i>Capital Charge</i>	67,758,724	78,359,172	65,583,522	56,673,335	49,460,969
746	<i>Other Fixed Charges</i>	64,429,874	63,585,631	65,346,292	67,098,693	68,917,354
8,351	<i>Total Revenue Requirement</i>	650,221,467	610,958,826	538,010,088	520,406,324	461,242,944

Portfolio 8

NPV (millions of \$)	Category	2028	2029	2030	2031	2032
3,806	<i>Total Portfolio Cost</i>	315,147,441	307,582,224	307,524,171	301,630,873	295,796,460
2,156	<i>Total Owned Cost</i>	85,271,813	76,855,234	83,894,367	89,014,789	88,073,961
-1,391	<i>Net Market Purchases</i>	(118,014,141)	(111,323,047)	(114,065,457)	(124,640,504)	(129,080,020)
3,042	<i>Contract Cost</i>	347,898,656	342,058,813	337,704,000	337,265,344	336,811,188
830	<i>FOM</i>	13,577,102	12,994,745	14,762,551	13,607,701	14,877,379
1,602	<i>Book Depreciation</i>	146,973,586	136,098,996	76,004,088	75,309,629	28,809,952
299	<i>Taxes</i>	8,114,646	6,479,278	5,277,362	4,212,638	2,995,070
802	<i>Capital Charge</i>	36,166,266	24,531,772	16,573,598	11,112,552	6,838,366
740	<i>Other Fixed Charges</i>	61,867,874	63,585,631	65,346,292	67,098,693	68,917,354
8,079	<i>Total Revenue Requirement</i>	581,846,914	551,272,645	485,488,062	472,972,085	418,234,581

Attachment 3-A

Portfolio 7

NPV (millions of \$)	Category	2033	2034	2035	2036	2037
3,461	<i>Total Portfolio Cost</i>	235,375,323	234,192,601	226,117,346	221,606,978	223,623,098
2,215	<i>Total Owned Cost</i>	82,670,773	93,755,953	86,607,148	97,613,570	95,117,344
-1,654	<i>Net Market Purchases</i>	(157,308,559)	(168,008,105)	(168,156,840)	(182,569,762)	(176,822,145)
2,900	<i>Contract Cost</i>	310,021,469	308,453,031	307,675,219	306,571,406	305,335,969
960	<i>FOM</i>	28,662,837	30,884,802	32,870,518	34,627,112	34,340,151
1,754	<i>Book Depreciation</i>	51,064,260	51,913,627	54,107,825	53,883,079	54,093,908
419	<i>Taxes</i>	19,166,972	18,008,202	19,472,473	20,314,313	18,573,561
1,010	<i>Capital Charge</i>	44,713,711	41,690,155	43,928,599	44,918,405	40,727,352
746	<i>Other Fixed Charges</i>	70,792,925	72,700,910	74,665,729	76,693,061	78,271,191
8,351	<i>Total Revenue Requirement</i>	449,776,028	449,390,298	451,162,490	452,042,948	449,629,262

Portfolio 8

NPV (millions of \$)	Category	2033	2034	2035	2036	2037
3,806	<i>Total Portfolio Cost</i>	294,168,342	293,577,365	295,993,587	292,693,358	295,507,383
2,156	<i>Total Owned Cost</i>	82,670,773	93,755,953	86,607,148	97,613,570	95,117,344
-1,391	<i>Net Market Purchases</i>	(124,135,535)	(133,978,652)	(123,424,414)	(136,349,227)	(129,553,680)
3,042	<i>Contract Cost</i>	335,641,813	333,808,688	332,819,375	331,437,594	329,952,125
830	<i>FOM</i>	14,250,777	16,170,090	15,490,135	16,881,740	16,222,127
1,602	<i>Book Depreciation</i>	24,660,649	25,361,741	23,968,688	23,565,129	23,593,391
299	<i>Taxes</i>	2,107,149	1,646,414	1,568,772	1,021,959	247,563
802	<i>Capital Charge</i>	4,647,595	3,412,977	3,147,066	2,050,122	496,630
740	<i>Other Fixed Charges</i>	70,792,925	72,700,910	74,665,729	76,693,061	78,271,191
8,079	<i>Total Revenue Requirement</i>	410,627,438	412,869,498	414,833,977	412,905,369	414,338,285

Attachment 3-A

Portfolio 7

NPV (millions of \$)	Category	2038	2039	2040	2041	2042
3,461	<i>Total Portfolio Cost</i>	220,901,328	225,540,256	230,276,601	235,112,410	240,049,770
2,215	<i>Total Owned Cost</i>	97,593,031	99,642,485	101,734,977	103,871,412	106,052,711
-1,654	<i>Net Market Purchases</i>	(181,711,719)	(185,527,665)	(189,423,746)	(193,401,644)	(197,463,079)
2,900	<i>Contract Cost</i>	305,028,094	311,433,684	317,973,791	324,651,241	331,468,917
960	<i>FOM</i>	35,270,317	36,010,994	36,767,225	37,539,337	38,327,663
1,754	<i>Book Depreciation</i>	48,703,123	48,054,191	47,968,216	48,175,296	48,386,724
419	<i>Taxes</i>	17,243,582	16,041,151	14,690,262	13,449,127	12,281,370
1,010	<i>Capital Charge</i>	37,360,337	34,345,252	31,142,886	28,175,339	25,355,166
746	<i>Other Fixed Charges</i>	79,882,462	81,559,994	83,272,754	85,021,481	86,806,932
8,351	<i>Total Revenue Requirement</i>	439,361,148	441,551,838	444,117,944	447,472,989	451,207,626

Portfolio 8

NPV (millions of \$)	Category	2038	2039	2040	2041	2042
3,806	<i>Total Portfolio Cost</i>	293,609,343	299,775,139	306,070,417	312,497,896	319,060,352
2,156	<i>Total Owned Cost</i>	97,593,031	99,642,485	101,734,977	103,871,412	106,052,711
-1,391	<i>Net Market Purchases</i>	(133,408,086)	(136,209,656)	(139,070,059)	(141,990,530)	(144,972,331)
3,042	<i>Contract Cost</i>	329,432,813	336,350,902	343,414,270	350,625,970	357,989,116
830	<i>FOM</i>	16,771,814	17,124,022	17,483,627	17,850,783	18,225,649
1,602	<i>Book Depreciation</i>	18,016,205	17,176,958	16,896,671	16,905,358	16,914,227
299	<i>Taxes</i>	-	-	-	-	-
802	<i>Capital Charge</i>	-	-	-	-	-
740	<i>Other Fixed Charges</i>	79,882,462	81,559,994	83,272,754	85,021,481	86,806,932
8,079	<i>Total Revenue Requirement</i>	408,279,824	415,636,113	423,723,469	432,275,518	441,007,160

Attachment 3-A

Portfolio 7

NPV (millions of \$)	Category	2043	2044	2045	2046	2047
3,461	<i>Total Portfolio Cost</i>	245,090,816	250,237,723	255,492,715	260,858,062	266,336,081
2,215	<i>Total Owned Cost</i>	108,279,818	110,553,694	112,875,322	115,245,704	117,665,863
-1,654	<i>Net Market Purchases</i>	(201,609,804)	(205,843,610)	(210,166,325)	(214,579,818)	(219,085,994)
2,900	<i>Contract Cost</i>	338,429,764	345,536,789	352,793,062	360,201,716	367,765,952
960	<i>FOM</i>	39,132,544	39,954,327	40,793,368	41,650,029	42,524,679
1,754	<i>Book Depreciation</i>	48,602,592	48,822,993	49,048,022	49,277,778	49,512,358
419	<i>Taxes</i>	11,149,072	9,929,591	8,605,181	7,283,947	5,967,278
1,010	<i>Capital Charge</i>	22,606,128	19,920,215	17,262,594	14,612,107	11,970,777
746	<i>Other Fixed Charges</i>	88,629,878	90,491,105	92,391,419	94,331,638	96,312,603
8,351	<i>Total Revenue Requirement</i>	455,211,029	459,355,953	463,593,299	468,013,561	472,623,776

Portfolio 8

NPV (millions of \$)	Category	2043	2044	2045	2046	2047
3,806	<i>Total Portfolio Cost</i>	325,760,619	332,601,592	339,586,225	346,717,536	353,998,604
2,156	<i>Total Owned Cost</i>	108,279,818	110,553,694	112,875,322	115,245,704	117,665,863
-1,391	<i>Net Market Purchases</i>	(148,016,750)	(151,125,102)	(154,298,729)	(157,539,002)	(160,847,321)
3,042	<i>Contract Cost</i>	365,506,887	373,182,532	381,019,365	389,020,771	397,190,208
830	<i>FOM</i>	18,608,388	18,999,164	19,398,147	19,805,508	20,221,423
1,602	<i>Book Depreciation</i>	16,923,282	16,932,528	16,941,968	16,951,606	16,961,446
299	<i>Taxes</i>	-	-	-	-	-
802	<i>Capital Charge</i>	-	-	-	-	-
740	<i>Other Fixed Charges</i>	88,629,878	90,491,105	92,391,419	94,331,638	96,312,603
8,079	<i>Total Revenue Requirement</i>	449,922,167	459,024,389	468,317,758	477,806,288	487,494,076

Attachment 3-A

BOOMING ECONOMY/ ABUNDANT NATURAL GAS

Portfolio 1

NPV (millions of \$)	Category	2018	2019	2020	2021	2022
7,322	Total Portfolio Cost*	450,200,805	437,372,709	438,462,688	443,651,512	419,937,290
5,684	Total Owned Cost	347,922,094	316,021,438	336,701,500	323,256,688	331,183,469
1,194	Net Market Purchases	66,307,027	65,229,482	43,353,582	57,859,063	45,724,750
377	Contract Cost	35,799,855	56,121,789	58,407,605	62,535,762	42,486,359
2,067	FOM	133,370,882	164,451,192	151,419,421	165,369,278	146,399,364
2,357	Book Depreciation	220,968,273	225,910,788	229,382,567	239,259,413	242,896,641
768	Taxes	71,135,155	69,845,181	66,424,950	64,847,590	69,249,701
1,681	Capital Charge	161,830,191	157,986,176	148,612,479	142,935,712	149,254,181
836	Other Fixed Charges	52,280,063	54,407,421	56,629,135	58,339,564	59,779,203
15,030	Total Revenue Requirement	1,089,785,368	1,109,973,467	1,090,931,239	1,114,403,069	1,087,516,380

*Given high load scenario, Total Portfolio Cost includes additional market capacity purchases. This adjustment is included here.

Portfolio 2

NPV (millions of \$)	Category	2018	2019	2020	2021	2022
6,640	Total Portfolio Cost*	450,200,805	437,372,709	438,462,688	436,050,586	432,546,906
4,337	Total Owned Cost	347,922,094	316,021,438	336,701,500	323,256,688	331,183,469
428	Net Market Purchases	66,307,027	65,229,482	43,353,582	(23,013,742)	(63,733,734)
1,800	Contract Cost	35,799,855	56,121,789	58,407,605	135,807,641	165,097,172
1,764	FOM	136,950,000	177,482,288	163,501,845	176,802,274	163,682,066
1,870	Book Depreciation	217,220,321	221,310,490	224,303,185	228,565,552	220,738,653
531	Taxes	68,275,545	66,660,519	62,774,070	58,680,131	56,359,938
1,178	Capital Charge	156,093,614	151,597,521	141,288,560	130,563,357	123,396,415
775	Other Fixed Charges	49,718,063	51,845,421	54,067,135	55,777,564	57,217,203
12,758	Total Revenue Requirement	1,078,458,349	1,106,268,948	1,084,397,484	1,086,439,463	1,053,941,181

*Given high load scenario, Total Portfolio Cost includes additional market capacity purchases. This adjustment is included here.

Attachment 3-A

BOOMING ECONOMY/ ABUNDANT NATURAL GAS

Portfolio 1

NPV (millions of \$)	Category	2023	2024	2025	2026	2027
7,322	Total Portfolio Cost*	441,301,817	459,098,739	480,348,148	634,556,135	659,483,466
5,684	Total Owned Cost	369,053,188	429,621,938	408,067,344	533,436,313	539,612,875
1,194	Net Market Purchases	27,271,242	(12,117,293)	31,808,160	59,194,926	75,622,734
377	Contract Cost	44,354,340	39,753,609	38,009,828	38,641,285	39,481,512
2,067	FOM	196,811,700	159,111,139	207,322,492	165,554,504	171,349,942
2,357	Book Depreciation	227,274,161	243,457,870	246,849,912	249,570,035	248,386,785
768	Taxes	80,477,267	91,097,082	91,821,028	86,101,205	79,788,577
1,681	Capital Charge	169,264,987	188,056,604	186,996,417	173,495,423	160,061,460
836	Other Fixed Charges	65,995,905	67,549,294	69,144,350	70,742,063	72,388,370
15,030	Total Revenue Requirement	1,181,125,837	1,208,370,728	1,282,482,346	1,380,019,365	1,391,458,600

*Given high load scenario, Total Portfolio Cos

Portfolio 2

NPV (millions of \$)	Category	2023	2024	2025	2026	2027
6,640	Total Portfolio Cost*	459,618,445	478,076,553	490,150,910	586,812,460	603,353,693
4,337	Total Owned Cost	299,785,750	305,480,000	281,912,063	377,701,875	382,875,781
428	Net Market Purchases	(51,925,227)	(36,249,109)	1,615,551	1,276,992	10,312,957
1,800	Contract Cost	206,984,281	203,109,984	201,204,234	202,221,438	203,337,344
1,764	FOM	191,643,128	123,275,967	150,031,441	127,986,176	129,205,110
1,870	Book Depreciation	185,428,564	185,174,816	186,832,524	189,215,769	187,279,599
531	Taxes	56,469,037	54,726,673	50,113,965	45,747,517	41,369,493
1,178	Capital Charge	121,102,801	115,095,024	103,329,134	92,543,107	82,990,093
775	Other Fixed Charges	59,541,905	61,095,294	62,690,350	64,288,063	65,934,370
12,758	Total Revenue Requirement	1,073,803,879	1,017,444,327	1,043,148,323	1,106,593,093	1,110,132,359

*Given high load scenario, Total Portfolio Cos

Attachment 3-A

BOOMING ECONOMY/ ABUNDANT NATURAL GAS

Portfolio 1

NPV (millions of \$)	Category	2028	2029	2030	2031	2032
7,322	Total Portfolio Cost*	677,206,762	696,447,922	737,492,467	765,205,023	801,297,379
5,684	Total Owned Cost	554,550,938	545,129,375	619,703,813	614,874,063	642,995,188
1,194	Net Market Purchases	94,865,141	126,380,406	95,675,152	127,084,043	134,264,762
377	Contract Cost	21,461,207	16,932,746	12,892,056	12,926,855	12,291,695
2,067	FOM	175,695,389	178,355,398	183,430,417	185,648,924	190,359,427
2,357	Book Depreciation	231,395,217	222,737,973	164,916,905	166,550,585	122,200,086
768	Taxes	73,294,576	66,653,286	61,742,810	58,066,176	54,815,031
1,681	Capital Charge	147,034,040	133,711,148	123,860,391	116,484,806	109,962,782
836	Other Fixed Charges	74,087,874	75,805,631	77,566,292	79,318,693	81,137,354
15,030	Total Revenue Requirement	1,378,713,857	1,373,711,357	1,349,009,283	1,371,274,206	1,359,772,059

*Given high load scenario, Total Portfolio Cos

Portfolio 2

NPV (millions of \$)	Category	2028	2029	2030	2031	2032
6,640	Total Portfolio Cost*	606,885,633	615,914,815	643,880,978	657,755,104	677,680,587
4,337	Total Owned Cost	391,144,969	379,151,563	447,243,125	428,789,688	449,826,969
428	Net Market Purchases	21,781,602	46,479,840	9,607,031	41,188,109	39,407,590
1,800	Contract Cost	186,002,500	181,321,281	177,627,672	178,023,953	178,074,641
1,764	FOM	132,707,660	134,507,914	138,705,984	140,030,002	143,828,127
1,870	Book Depreciation	169,520,054	160,079,473	101,459,400	102,278,096	57,096,314
531	Taxes	36,531,997	31,522,829	28,228,304	26,163,190	24,532,109
1,178	Capital Charge	73,285,739	63,236,998	56,627,949	52,485,187	49,213,125
775	Other Fixed Charges	67,633,874	69,351,631	71,112,292	72,864,693	74,683,354
12,758	Total Revenue Requirement	1,086,564,956	1,074,613,661	1,040,014,907	1,051,576,272	1,027,033,616

*Given high load scenario, Total Portfolio Cos

Attachment 3-A

BOOMING ECONOMY/ ABUNDANT NATURAL GAS

Portfolio 1

NPV (millions of \$)	Category	2033	2034	2035	2036	2037
7,322	Total Portfolio Cost*	847,015,178	881,270,647	798,496,059	833,884,551	862,336,505
5,684	Total Owned Cost	675,267,750	692,262,063	620,065,250	609,980,750	577,595,938
1,194	Net Market Purchases	146,565,117	164,324,785	156,434,773	202,012,930	261,564,566
377	Contract Cost	12,298,628	11,137,209	10,510,453	9,035,966	9,040,393
2,067	FOM	193,242,466	198,741,612	185,530,183	190,346,427	193,180,444
2,357	Book Depreciation	120,144,447	122,393,741	157,035,194	157,876,679	159,106,464
768	Taxes	52,367,173	47,165,594	61,853,739	76,690,498	69,665,565
1,681	Capital Charge	105,052,208	100,199,648	134,771,188	163,582,610	148,537,953
836	Other Fixed Charges	83,012,925	84,920,910	84,323,729	86,351,061	87,929,191
15,030	Total Revenue Requirement	1,400,834,397	1,434,692,153	1,422,010,092	1,508,731,824	1,520,756,121

*Given high load scenario, Total Portfolio Cos

Portfolio 2

NPV (millions of \$)	Category	2033	2034	2035	2036	2037
6,640	Total Portfolio Cost*	705,735,445	729,363,421	656,825,284	683,650,285	701,817,101
4,337	Total Owned Cost	480,562,750	489,943,438	412,236,469	394,264,969	357,118,000
428	Net Market Purchases	36,441,105	51,111,793	56,381,688	100,767,914	155,321,723
1,800	Contract Cost	178,056,594	177,050,484	176,721,672	175,852,750	175,520,109
1,764	FOM	145,780,540	150,330,447	132,836,739	136,595,799	138,351,421
1,870	Book Depreciation	54,192,765	55,577,191	84,504,794	84,412,375	84,689,544
531	Taxes	23,720,586	19,880,983	33,218,919	47,317,166	42,510,604
1,178	Capital Charge	47,585,153	46,051,197	78,475,859	105,756,482	95,112,736
775	Other Fixed Charges	76,558,925	78,466,910	77,869,729	79,897,061	81,475,191
12,758	Total Revenue Requirement	1,053,573,413	1,079,670,150	1,063,731,323	1,137,629,168	1,143,956,597

*Given high load scenario, Total Portfolio Cos

Attachment 3-A

BOOMING ECONOMY/ ABUNDANT NATURAL GAS

Portfolio 1

NPV (millions of \$)	Category	2038	2039	2040	2041	2042
7,322	Total Portfolio Cost*	896,017,016	914,833,373	934,044,874	953,659,816	973,686,672
5,684	Total Owned Cost	635,262,688	648,603,204	662,223,871	676,130,573	690,329,315
1,194	Net Market Purchases	237,080,465	242,059,155	247,142,397	252,332,387	257,631,367
377	Contract Cost	9,041,593	9,231,466	9,425,327	9,623,259	9,825,347
2,067	FOM	198,125,580	202,286,217	206,534,228	210,871,446	215,299,747
2,357	Book Depreciation	151,801,067	150,667,052	150,269,601	144,781,649	131,332,851
768	Taxes	49,367,691	31,009,785	28,850,179	27,475,187	26,705,321
1,681	Capital Charge	137,382,501	126,170,769	113,048,156	101,585,247	91,601,028
836	Other Fixed Charges	89,540,462	91,420,812	93,340,649	95,300,802	97,302,119
15,030	Total Revenue Requirement	1,522,234,316	1,516,388,008	1,526,087,686	1,533,674,148	1,535,927,738

*Given high load scenario, Total Portfolio Cos

Portfolio 2

NPV (millions of \$)	Category	2038	2039	2040	2041	2042
6,640	Total Portfolio Cost*	731,152,416	746,506,617	762,183,256	778,189,105	794,531,076
4,337	Total Owned Cost	410,420,906	419,039,745	427,839,580	436,824,211	445,997,520
428	Net Market Purchases	130,437,539	133,176,727	135,973,439	138,828,881	141,744,287
1,800	Contract Cost	175,661,766	179,350,663	183,117,027	186,962,484	190,888,696
1,764	FOM	141,465,823	144,436,605	147,469,774	150,566,639	153,728,539
1,870	Book Depreciation	79,354,619	78,647,506	78,400,018	76,999,764	74,365,930
531	Taxes	33,305,631	25,090,202	23,103,277	21,708,642	20,662,587
1,178	Capital Charge	86,870,004	79,575,415	72,552,713	66,776,654	61,787,173
775	Other Fixed Charges	83,086,462	84,831,278	86,612,734	88,431,602	90,288,666
12,758	Total Revenue Requirement	1,155,234,955	1,159,087,623	1,170,321,773	1,182,672,405	1,195,363,970

*Given high load scenario, Total Portfolio Cos

Attachment 3-A

BOOMING ECONOMY/ ABUNDANT NATURAL GAS

Portfolio 1

NPV (millions of \$)	Category	2043	2044	2045	2046	2047
7,322	Total Portfolio Cost*	994,134,092	1,015,010,908	1,036,326,137	1,058,088,986	1,080,308,855
5,684	Total Owned Cost	704,826,230	719,627,581	734,739,760	750,169,295	765,922,850
1,194	Net Market Purchases	263,041,626	268,565,500	274,205,376	279,963,689	285,842,926
377	Contract Cost	10,031,680	10,242,345	10,457,434	10,677,040	10,901,258
2,067	FOM	219,821,041	224,437,283	229,150,466	233,962,626	238,875,841
2,357	Book Depreciation	108,102,923	92,524,726	92,837,757	93,157,363	93,483,680
768	Taxes	26,301,291	25,976,037	25,256,912	24,282,867	23,344,262
1,681	Capital Charge	83,151,232	76,388,148	70,451,463	64,654,874	58,929,380
836	Other Fixed Charges	99,345,464	101,431,718	103,561,785	105,736,582	107,957,050
15,030	Total Revenue Requirement	1,530,856,044	1,535,768,821	1,557,584,521	1,579,883,298	1,602,899,069

*Given high load scenario, Total Portfolio Cos

Portfolio 2

NPV (millions of \$)	Category	2043	2044	2045	2046	2047
6,640	Total Portfolio Cost*	811,216,228	828,251,769	845,645,056	863,403,602	881,535,078
4,337	Total Owned Cost	455,363,467	464,926,100	474,689,548	484,658,029	494,835,847
428	Net Market Purchases	144,720,917	147,760,057	150,863,018	154,031,141	157,265,795
1,800	Contract Cost	194,897,359	198,990,204	203,168,998	207,435,547	211,791,693
1,764	FOM	156,956,838	160,252,932	163,618,243	167,054,226	170,562,365
1,870	Book Depreciation	72,758,582	73,017,159	73,281,165	73,550,716	73,825,927
531	Taxes	19,667,488	18,671,310	17,671,745	16,691,425	15,736,693
1,178	Capital Charge	57,085,503	52,576,168	48,136,351	43,735,140	39,385,259
775	Other Fixed Charges	92,184,728	94,120,607	96,097,140	98,115,179	100,175,598
12,758	Total Revenue Requirement	1,209,869,368	1,226,889,944	1,244,449,701	1,262,550,289	1,281,220,920

*Given high load scenario, Total Portfolio Cos

Attachment 3-A

Portfolio 3

NPV (millions of \$)	Category	2018	2019	2020	2021	2022
5,800	Total Portfolio Cost*	450,200,805	437,372,709	438,462,688	436,050,586	432,546,906
3,145	Total Owned Cost	347,922,094	316,021,438	336,701,500	323,256,688	331,183,469
712	Net Market Purchases	66,307,027	65,229,482	43,353,582	(23,013,742)	(63,733,734)
1,869	Contract Cost	35,799,855	56,121,789	58,407,605	135,807,641	165,097,172
1,504	FOM	136,950,000	177,482,288	163,501,845	176,802,274	163,682,066
2,087	Book Depreciation	217,220,321	221,310,490	224,303,185	228,565,552	220,738,653
659	Taxes	68,275,545	66,660,519	62,774,070	58,680,131	56,359,938
1,476	Capital Charge	156,093,614	151,597,521	141,288,560	130,563,357	123,396,415
764	Other Fixed Charges	49,718,063	51,845,421	54,067,135	55,777,564	57,217,203
12,291	Total Revenue Requirement	1,078,458,349	1,106,268,948	1,084,397,484	1,086,439,463	1,053,941,181

*Given high load scenario, Total Portfolio Cost includes additional market capacity purchases. This adjustment is included here.

Portfolio 4

NPV (millions of \$)	Category	2018	2019	2020	2021	2022
5,800	Total Portfolio Cost*	450,200,805	437,372,709	438,462,688	436,050,586	432,546,906
3,145	Total Owned Cost	347,922,094	316,021,438	336,701,500	323,256,688	331,183,469
712	Net Market Purchases	66,307,027	65,229,482	43,353,582	(23,013,742)	(63,733,734)
1,869	Contract Cost	35,799,855	56,121,789	58,407,605	135,807,641	165,097,172
1,504	FOM	136,950,000	177,482,288	163,501,845	176,802,274	163,682,066
2,036	Book Depreciation	217,208,448	221,206,027	224,002,080	226,621,246	215,912,464
644	Taxes	68,266,291	66,615,450	62,618,918	57,817,098	53,784,092
1,429	Capital Charge	156,075,050	151,507,111	140,977,314	128,832,053	118,229,088
758	Other Fixed Charges	49,718,063	51,845,421	54,067,135	55,777,564	57,217,203
12,171	Total Revenue Requirement	1,078,418,657	1,106,029,007	1,083,629,980	1,081,900,821	1,041,371,820

*Given high load scenario, Total Portfolio Cost includes additional market capacity purchases. This adjustment is included here.

Attachment 3-A

Portfolio 3

NPV (millions of \$)	Category	2023	2024	2025	2026	2027
5,800	Total Portfolio Cost*	458,529,346	476,644,641	488,777,936	583,601,640	599,664,784
3,145	Total Owned Cost	299,785,750	305,480,000	281,912,063	377,701,875	382,875,781
712	Net Market Purchases	(60,525,301)	(45,023,709)	(7,203,059)	(9,370,422)	(532,512)
1,869	Contract Cost	216,108,422	212,207,922	210,237,125	211,208,703	212,279,000
1,504	FOM	191,643,128	123,275,967	150,031,441	127,986,176	129,205,110
2,087	Book Depreciation	185,428,564	185,174,816	186,832,524	189,215,769	185,501,985
659	Taxes	56,469,037	54,726,673	50,113,965	45,747,517	40,316,693
1,476	Capital Charge	121,102,801	115,095,024	103,329,134	92,543,107	80,878,104
764	Other Fixed Charges	59,541,905	61,095,294	62,690,350	64,288,063	65,934,370
12,291	Total Revenue Requirement	1,072,714,781	1,016,012,415	1,041,775,349	1,103,382,273	1,101,501,046

*Given high load scenario, Total Portfolio Cos

Portfolio 4

NPV (millions of \$)	Category	2023	2024	2025	2026	2027
5,800	Total Portfolio Cost*	458,529,346	476,644,641	488,777,936	583,601,640	599,664,784
3,145	Total Owned Cost	299,785,750	305,480,000	281,912,063	377,701,875	382,875,781
712	Net Market Purchases	(60,525,301)	(45,023,709)	(7,203,059)	(9,370,422)	(532,512)
1,869	Contract Cost	216,108,422	212,207,922	210,237,125	211,208,703	212,279,000
1,504	FOM	191,643,128	123,275,967	150,031,441	127,986,176	129,205,110
2,036	Book Depreciation	178,741,770	178,488,022	180,145,730	182,528,975	178,815,191
644	Taxes	52,197,160	49,985,925	45,665,736	41,585,278	36,434,434
1,429	Capital Charge	112,533,118	105,584,752	94,405,676	84,193,365	73,090,019
758	Other Fixed Charges	58,719,905	60,273,294	61,868,350	63,466,063	65,112,370
12,171	Total Revenue Requirement	1,052,364,427	994,252,601	1,020,894,868	1,083,361,497	1,082,321,908

*Given high load scenario, Total Portfolio Cos

Attachment 3-A

Portfolio 3

NPV (millions of \$)	Category	2028	2029	2030	2031	2032
5,800	Total Portfolio Cost*	480,217,604	484,600,151	505,230,998	515,229,618	528,118,957
3,145	Total Owned Cost	270,979,656	197,850,734	224,471,797	222,100,406	217,175,563
712	Net Market Purchases	4,851,750	86,015,031	83,274,438	94,910,195	112,024,434
1,869	Contract Cost	194,917,563	190,171,688	186,441,594	186,792,250	186,815,984
1,504	FOM	159,684,523	87,982,490	91,277,594	86,291,935	89,114,011
2,087	Book Depreciation	215,022,552	204,932,170	145,604,174	145,658,000	99,653,720
659	Taxes	53,675,208	66,324,485	59,479,304	53,996,550	49,435,801
1,476	Capital Charge	123,065,097	160,384,353	142,253,737	129,377,554	118,381,078
764	Other Fixed Charges	67,633,874	66,969,631	68,730,292	70,482,693	72,301,354
12,291	Total Revenue Requirement	1,099,298,858	1,071,193,280	1,012,576,101	1,001,036,350	957,004,921

*Given high load scenario, Total Portfolio Cos

Portfolio 4

NPV (millions of \$)	Category	2028	2029	2030	2031	2032
5,800	Total Portfolio Cost*	480,217,604	484,600,151	505,230,998	515,229,618	528,118,957
3,145	Total Owned Cost	270,979,656	197,850,734	224,471,797	222,100,406	217,175,563
712	Net Market Purchases	4,851,750	86,015,031	83,274,438	94,910,195	112,024,434
1,869	Contract Cost	194,917,563	190,171,688	186,441,594	186,792,250	186,815,984
1,504	FOM	159,684,523	87,982,490	91,277,594	86,291,935	89,114,011
2,036	Book Depreciation	208,335,758	198,245,376	138,917,380	138,971,206	92,966,926
644	Taxes	51,834,414	66,383,928	59,532,524	54,042,562	49,474,489
1,429	Capital Charge	115,827,695	153,688,563	136,093,953	123,751,801	113,289,125
758	Other Fixed Charges	66,811,874	66,147,631	67,908,292	69,660,693	71,479,354
12,171	Total Revenue Requirement	1,082,711,868	1,057,048,139	998,960,743	987,947,815	944,442,862

*Given high load scenario, Total Portfolio Cos

Attachment 3-A

Portfolio 3

NPV (millions of \$)	Category	2033	2034	2035	2036	2037
5,800	Total Portfolio Cost*	551,797,770	567,555,092	480,726,941	495,995,473	517,065,285
3,145	Total Owned Cost	246,282,047	245,414,688	175,942,938	116,779,906	116,033,891
712	Net Market Purchases	106,340,445	123,496,914	107,981,938	182,030,555	203,150,328
1,869	Contract Cost	186,733,641	185,681,906	185,316,609	184,420,359	184,023,797
1,504	FOM	90,073,557	93,613,519	69,570,622	72,097,918	72,597,845
2,087	Book Depreciation	95,869,350	96,895,044	129,172,912	129,325,742	129,922,077
659	Taxes	46,065,322	40,975,540	55,906,295	71,542,863	66,401,757
1,476	Capital Charge	109,772,367	103,496,630	136,896,852	165,444,336	152,310,355
764	Other Fixed Charges	74,176,925	76,084,910	75,487,729	77,515,061	79,093,191
12,291	Total Revenue Requirement	967,755,291	978,620,734	947,761,352	1,011,921,393	1,017,390,509

*Given high load scenario, Total Portfolio Cos

Portfolio 4

NPV (millions of \$)	Category	2033	2034	2035	2036	2037
5,800	Total Portfolio Cost*	551,797,770	567,555,092	480,726,941	495,995,473	517,065,285
3,145	Total Owned Cost	246,282,047	245,414,688	175,942,938	116,779,906	116,033,891
712	Net Market Purchases	106,340,445	123,496,914	107,981,938	182,030,555	203,150,328
1,869	Contract Cost	186,733,641	185,681,906	185,316,609	184,420,359	184,023,797
1,504	FOM	90,073,557	93,613,519	69,570,622	72,097,918	72,597,845
2,036	Book Depreciation	89,182,556	90,208,250	122,486,118	122,638,948	123,235,283
644	Taxes	46,096,686	40,999,580	55,923,012	71,552,256	66,403,826
1,429	Capital Charge	105,214,214	99,472,276	133,406,298	162,487,582	149,887,400
758	Other Fixed Charges	73,354,925	75,262,910	74,665,729	76,693,061	78,271,191
12,171	Total Revenue Requirement	955,719,708	967,111,627	936,778,721	1,001,465,237	1,007,460,830

*Given high load scenario, Total Portfolio Cos

Attachment 3-A

Portfolio 3

NPV (millions of \$)	Category	2038	2039	2040	2041	2042
5,800	Total Portfolio Cost*	532,694,839	543,881,431	555,302,941	566,964,302	578,870,553
3,145	Total Owned Cost	120,228,547	122,753,346	125,331,167	127,963,121	130,650,347
712	Net Market Purchases	213,705,133	218,192,941	222,774,992	227,453,267	232,229,786
1,869	Contract Cost	184,128,953	187,995,661	191,943,570	195,974,385	200,089,847
1,504	FOM	74,331,422	75,892,382	77,486,122	79,113,330	80,774,710
2,087	Book Depreciation	124,913,020	124,573,366	124,701,054	123,683,855	121,441,120
659	Taxes	62,592,917	59,184,850	55,812,088	53,081,708	50,721,053
1,476	Capital Charge	141,848,992	132,434,094	123,371,064	115,655,166	108,768,264
764	Other Fixed Charges	80,704,462	82,399,256	84,129,640	85,896,362	87,700,186
12,291	Total Revenue Requirement	1,017,085,652	1,018,365,378	1,020,802,908	1,024,394,725	1,028,275,887

*Given high load scenario, Total Portfolio Cos

Portfolio 4

NPV (millions of \$)	Category	2038	2039	2040	2041	2042
5,800	Total Portfolio Cost*	532,694,839	543,881,431	555,302,941	566,964,302	578,870,553
3,145	Total Owned Cost	120,228,547	122,753,346	125,331,167	127,963,121	130,650,347
712	Net Market Purchases	213,705,133	218,192,941	222,774,992	227,453,267	232,229,786
1,869	Contract Cost	184,128,953	187,995,661	191,943,570	195,974,385	200,089,847
1,504	FOM	74,331,422	75,892,382	77,486,122	79,113,330	80,774,710
2,036	Book Depreciation	118,238,099	117,991,034	118,315,365	118,941,367	119,580,514
644	Taxes	62,587,453	59,170,228	55,785,107	53,015,192	50,568,672
1,429	Capital Charge	139,959,418	131,074,151	122,530,048	115,266,698	108,663,948
758	Other Fixed Charges	79,882,462	81,559,994	83,272,754	85,021,481	86,806,932
12,171	Total Revenue Requirement	1,007,693,693	1,009,569,219	1,012,692,336	1,018,322,371	1,025,265,330

*Given high load scenario, Total Portfolio Cos

Attachment 3-A

Portfolio 3

NPV (millions of \$)	Category	2043	2044	2045	2046	2047
5,800	Total Portfolio Cost*	591,026,834	603,438,398	616,110,604	629,048,927	642,258,954
3,145	Total Owned Cost	133,394,004	136,195,278	139,055,379	141,975,542	144,957,028
712	Net Market Purchases	237,106,611	242,085,850	247,169,653	252,360,216	257,659,780
1,869	Contract Cost	204,291,734	208,581,860	212,962,079	217,434,283	222,000,403
1,504	FOM	82,470,979	84,202,870	85,971,130	87,776,524	89,619,831
2,087	Book Depreciation	120,233,084	120,899,358	121,579,623	122,274,174	122,983,311
659	Taxes	48,321,231	45,803,788	43,138,397	40,357,387	37,570,713
1,476	Capital Charge	102,152,568	95,712,969	89,326,542	82,962,128	76,620,010
764	Other Fixed Charges	89,541,890	91,422,270	93,342,137	95,302,322	97,303,671
12,291	Total Revenue Requirement	1,033,746,587	1,041,479,652	1,049,468,435	1,057,721,462	1,066,356,491

*Given high load scenario, Total Portfolio Cos

Portfolio 4

NPV (millions of \$)	Category	2043	2044	2045	2046	2047
5,800	Total Portfolio Cost*	591,026,834	603,438,398	616,110,604	629,048,927	642,258,954
3,145	Total Owned Cost	133,394,004	136,195,278	139,055,379	141,975,542	144,957,028
712	Net Market Purchases	237,106,611	242,085,850	247,169,653	252,360,216	257,659,780
1,869	Contract Cost	204,291,734	208,581,860	212,962,079	217,434,283	222,000,403
1,504	FOM	82,470,979	84,202,870	85,971,130	87,776,524	89,619,831
2,036	Book Depreciation	120,233,084	120,899,358	121,579,623	122,274,174	122,983,311
644	Taxes	48,149,987	45,667,080	43,070,043	40,357,387	37,570,713
1,429	Capital Charge	102,144,100	95,712,969	89,326,542	82,962,128	76,620,010
758	Other Fixed Charges	88,629,878	90,491,105	92,391,419	94,331,638	96,312,603
12,171	Total Revenue Requirement	1,032,654,862	1,040,411,780	1,048,449,362	1,056,750,778	1,065,365,423

*Given high load scenario, Total Portfolio Cos

Attachment 3-A

Portfolio 5

NPV (millions of \$)	Category	2018	2019	2020	2021	2022
6,313	Total Portfolio Cost*	450,200,805	437,372,709	438,462,688	436,050,586	432,546,906
2,715	Total Owned Cost	347,922,094	316,021,438	336,701,500	323,256,688	331,183,469
1,002	Net Market Purchases	66,307,027	65,229,482	43,353,582	(23,013,742)	(63,733,734)
2,522	Contract Cost	35,799,855	56,121,789	58,407,605	135,807,641	165,097,172
1,093	FOM	136,950,000	168,317,000	153,930,475	161,507,630	157,146,437
1,715	Book Depreciation	217,045,298	220,119,307	221,890,641	222,783,869	210,445,617
405	Taxes	68,073,038	65,879,512	60,761,924	54,414,199	48,547,107
967	Capital Charge	155,687,371	150,030,767	137,252,053	122,005,601	107,723,330
752	Other Fixed Charges	49,718,063	51,845,421	54,067,135	55,777,564	57,217,203
11,245	Total Revenue Requirement	1,077,674,575	1,093,564,716	1,066,364,915	1,052,539,449	1,013,626,601

*Given high load scenario, Total Portfolio Cost includes additional market capacity purchases. This adjustment is included here.

Portfolio 6

NPV (millions of \$)	Category	2018	2019	2020	2021	2022
6,175	Total Portfolio Cost*	450,200,805	437,372,709	438,462,688	436,050,586	432,546,906
2,398	Total Owned Cost	347,922,094	316,021,438	336,701,500	323,256,688	331,183,469
1,104	Net Market Purchases	66,307,027	65,229,482	43,353,582	(23,013,742)	(63,733,734)
2,597	Contract Cost	35,799,855	56,121,789	58,407,605	135,807,641	165,097,172
1,027	FOM	136,950,000	168,317,000	153,930,475	161,507,630	157,146,437
1,752	Book Depreciation	217,045,298	220,119,307	221,890,641	222,783,869	210,445,617
418	Taxes	68,073,038	65,879,512	60,761,924	54,414,199	48,547,107
1,007	Capital Charge	155,687,371	150,030,767	137,252,053	122,005,601	107,723,330
746	Other Fixed Charges	49,718,063	51,845,421	54,067,135	55,777,564	57,217,203
11,125	Total Revenue Requirement	1,077,674,575	1,093,564,716	1,066,364,915	1,052,539,449	1,013,626,601

*Given high load scenario, Total Portfolio Cost includes additional market capacity purchases. This adjustment is included here.

Attachment 3-A

Portfolio 5

NPV (millions of \$)	Category	2023	2024	2025	2026	2027
6,313	Total Portfolio Cost*	471,702,874	492,327,389	500,790,086	557,311,199	573,647,561
2,715	Total Owned Cost	223,569,266	154,765,391	151,338,156	189,421,547	202,772,875
1,002	Net Market Purchases	(59,900,594)	32,715,352	47,517,617	65,230,559	66,363,668
2,522	Contract Cost	303,260,563	299,110,969	296,515,250	297,046,938	297,683,406
1,093	FOM	164,448,267	47,137,425	72,043,678	53,061,806	52,812,720
1,715	Book Depreciation	174,126,839	172,922,521	173,571,842	174,700,429	170,606,413
405	Taxes	38,086,291	28,889,085	26,599,360	24,414,284	21,583,240
967	Capital Charge	101,579,022	95,015,898	82,002,667	69,685,213	57,328,141
752	Other Fixed Charges	58,719,905	57,891,294	59,486,350	61,084,063	62,730,370
11,245	Total Revenue Requirement	1,008,663,199	894,183,611	914,493,981	940,256,993	938,708,445

*Given high load scenario, Total Portfolio Cos

Portfolio 6

NPV (millions of \$)	Category	2023	2024	2025	2026	2027
6,175	Total Portfolio Cost*	471,758,904	492,042,897	500,556,612	555,273,527	571,130,687
2,398	Total Owned Cost	223,569,266	154,765,391	151,338,156	189,421,547	202,772,875
1,104	Net Market Purchases	(68,309,961)	24,137,859	38,893,617	54,816,184	55,754,891
2,597	Contract Cost	313,339,125	309,159,219	306,493,031	306,974,313	307,560,406
1,027	FOM	164,448,267	47,137,425	72,043,678	53,061,806	52,812,720
1,752	Book Depreciation	174,126,839	172,894,820	173,337,117	174,299,575	170,011,651
418	Taxes	38,086,291	28,872,679	26,444,668	24,045,488	21,017,734
1,007	Capital Charge	101,579,022	94,982,986	81,692,343	68,945,383	56,193,696
746	Other Fixed Charges	58,719,905	57,891,294	59,486,350	61,084,063	62,730,370
11,125	Total Revenue Requirement	1,008,719,229	893,822,100	913,560,767	936,709,841	933,896,858

*Given high load scenario, Total Portfolio Cos

Attachment 3-A

Portfolio 5

NPV (millions of \$)	Category	2028	2029	2030	2031	2032
6,313	Total Portfolio Cost*	569,613,047	577,845,968	598,880,474	609,577,350	623,213,783
2,715	Total Owned Cost	193,924,344	197,850,734	224,471,797	222,100,406	217,175,563
1,002	Net Market Purchases	87,663,453	96,321,445	94,370,965	107,180,559	125,363,801
2,522	Contract Cost	280,068,688	274,711,656	270,634,563	270,543,031	270,303,031
1,093	FOM	54,818,652	55,093,137	57,735,722	57,579,589	59,798,705
1,715	Book Depreciation	151,860,763	141,409,930	81,751,083	81,503,586	35,170,576
405	Taxes	18,528,608	15,742,842	13,281,322	10,949,219	8,957,586
967	Capital Charge	45,292,926	34,416,799	26,999,969	22,070,818	17,969,544
752	Other Fixed Charges	64,429,874	66,147,631	67,908,292	69,660,693	71,479,354
11,245	Total Revenue Requirement	904,543,870	890,656,308	846,556,863	851,341,254	816,589,548

*Given high load scenario, Total Portfolio Cos

Portfolio 6

NPV (millions of \$)	Category	2028	2029	2030	2031	2032
6,175	Total Portfolio Cost*	510,925,909	519,336,984	535,363,893	546,091,822	557,806,039
2,398	Total Owned Cost	122,092,672	84,906,109	92,063,234	99,290,727	99,996,938
1,104	Net Market Purchases	89,449,633	139,380,332	151,887,051	155,145,797	165,748,688
2,597	Contract Cost	289,914,969	284,487,844	280,370,438	280,228,531	279,957,438
1,027	FOM	67,799,808	26,248,505	28,294,641	27,423,964	28,983,784
1,752	Book Depreciation	172,825,257	162,084,218	102,125,667	101,570,428	55,212,896
418	Taxes	25,730,883	30,114,785	26,677,224	24,057,185	21,538,069
1,007	Capital Charge	68,504,297	79,066,106	66,275,220	57,352,402	50,127,572
746	Other Fixed Charges	64,429,874	63,585,631	65,346,292	67,098,693	68,917,354
11,125	Total Revenue Requirement	910,216,027	880,436,229	824,082,937	823,594,493	782,585,714

*Given high load scenario, Total Portfolio Cos

Attachment 3-A

Portfolio 5

NPV (millions of \$)	Category	2033	2034	2035	2036	2037
6,313	Total Portfolio Cost*	647,450,175	663,817,879	591,006,940	607,785,668	629,748,019
2,715	Total Owned Cost	246,282,047	245,414,688	175,942,938	116,779,906	116,033,891
1,002	Net Market Purchases	120,879,320	139,017,641	136,162,297	211,989,859	234,613,547
2,522	Contract Cost	269,613,813	268,127,844	267,416,250	266,251,250	265,243,313
1,093	FOM	60,142,629	63,054,042	36,012,735	37,835,315	37,615,727
1,715	Book Depreciation	31,067,939	31,785,698	60,313,301	60,120,883	60,364,718
405	Taxes	7,702,202	4,265,525	18,496,548	33,312,104	29,445,177
967	Capital Charge	15,451,155	13,706,348	46,948,724	75,758,844	67,090,599
752	Other Fixed Charges	73,354,925	75,262,910	74,665,729	76,693,061	78,271,191
11,245	Total Revenue Requirement	835,169,026	851,892,403	827,443,978	891,505,874	902,535,431

*Given high load scenario, Total Portfolio Cos

Portfolio 6

NPV (millions of \$)	Category	2033	2034	2035	2036	2037
6,175	Total Portfolio Cost*	575,282,125	589,190,475	600,398,238	619,019,418	641,032,496
2,398	Total Owned Cost	97,483,930	110,837,078	105,852,203	116,779,906	116,033,891
1,104	Net Market Purchases	186,158,027	187,729,656	206,150,328	213,761,078	236,504,805
2,597	Contract Cost	279,198,531	277,662,156	276,910,250	275,713,781	274,636,531
1,027	FOM	28,653,416	30,875,184	32,860,698	34,617,086	34,329,915
1,752	Book Depreciation	51,208,721	52,057,990	54,252,090	54,027,242	54,237,968
418	Taxes	19,517,007	18,350,380	19,806,667	20,640,527	18,891,797
1,007	Capital Charge	45,367,603	42,330,834	44,555,817	45,532,165	41,327,659
746	Other Fixed Charges	70,792,925	72,700,910	74,665,729	76,693,061	78,271,191
11,125	Total Revenue Requirement	790,821,798	805,505,773	826,539,239	850,529,499	868,091,026

*Given high load scenario, Total Portfolio Cos

Attachment 3-A

Portfolio 5

NPV (millions of \$)	Category	2038	2039	2040	2041	2042
6,313	Total Portfolio Cost*	646,298,253	659,870,516	673,727,797	687,876,081	702,321,478
2,715	Total Owned Cost	120,228,547	122,753,346	125,331,167	127,963,121	130,650,347
1,002	Net Market Purchases	246,435,781	251,610,933	256,894,762	262,289,552	267,797,633
2,522	Contract Cost	265,001,719	270,566,755	276,248,657	282,049,878	287,972,926
1,093	FOM	38,614,679	39,425,588	40,253,525	41,098,849	41,961,925
1,715	Book Depreciation	55,007,633	54,393,109	54,342,263	54,585,210	54,833,259
405	Taxes	26,810,156	24,609,964	22,491,741	20,936,168	19,666,654
967	Capital Charge	60,893,643	55,665,044	50,711,414	46,901,145	43,664,907
752	Other Fixed Charges	79,882,462	81,559,994	83,272,754	85,021,481	86,806,932
11,245	Total Revenue Requirement	907,506,826	915,524,214	924,799,494	936,418,934	949,255,156

*Given high load scenario, Total Portfolio Cos

Portfolio 6

NPV (millions of \$)	Category	2038	2039	2040	2041	2042
6,175	Total Portfolio Cost*	657,592,308	671,401,746	685,501,183	699,896,708	714,594,539
2,398	Total Owned Cost	120,228,547	122,753,346	125,331,167	127,963,121	130,650,347
1,104	Net Market Purchases	248,376,930	253,592,845	258,918,295	264,355,579	269,907,046
2,597	Contract Cost	274,354,625	280,116,072	285,998,510	292,004,478	298,136,572
1,027	FOM	35,270,317	36,010,993	36,767,224	37,539,336	38,327,662
1,752	Book Depreciation	48,861,802	48,212,871	48,126,896	48,333,975	48,545,403
418	Taxes	17,562,199	16,359,275	14,999,285	13,741,174	12,539,023
1,007	Capital Charge	37,963,961	34,950,439	31,732,367	28,733,315	25,846,698
746	Other Fixed Charges	79,882,462	81,559,994	83,272,754	85,021,481	86,806,932
11,125	Total Revenue Requirement	877,133,049	888,495,318	900,399,708	913,265,989	926,660,257

*Given high load scenario, Total Portfolio Cos

Attachment 3-A

Portfolio 5

NPV (millions of \$)	Category	2043	2044	2045	2046	2047
6,313	Total Portfolio Cost*	717,070,229	732,128,704	747,503,407	763,200,978	779,228,199
2,715	Total Owned Cost	133,394,004	136,195,278	139,055,379	141,975,542	144,957,028
1,002	Net Market Purchases	273,421,383	279,163,232	285,025,660	291,011,199	297,122,434
2,522	Contract Cost	294,020,357	300,194,785	306,498,875	312,935,352	319,506,994
1,093	FOM	42,843,125	43,742,831	44,661,430	45,599,320	46,556,906
1,715	Book Depreciation	55,086,517	55,345,093	55,609,100	55,878,650	56,153,861
405	Taxes	18,432,154	17,246,806	16,084,819	14,927,684	13,776,821
967	Capital Charge	40,498,907	37,431,511	34,410,978	31,400,179	28,401,960
752	Other Fixed Charges	88,629,878	90,491,105	92,391,419	94,331,638	96,312,603
11,245	Total Revenue Requirement	962,560,811	976,386,051	990,661,153	1,005,338,451	1,020,430,350

*Given high load scenario, Total Portfolio Cos

Portfolio 6

NPV (millions of \$)	Category	2043	2044	2045	2046	2047
6,175	Total Portfolio Cost*	729,601,024	744,922,645	760,566,021	776,537,907	792,845,203
2,398	Total Owned Cost	133,394,004	136,195,278	139,055,379	141,975,542	144,957,028
1,104	Net Market Purchases	275,575,094	281,362,171	287,270,777	293,303,463	299,462,836
2,597	Contract Cost	304,397,440	310,789,787	317,316,372	323,980,016	330,783,596
1,027	FOM	39,132,543	39,954,326	40,793,367	41,650,028	42,524,678
1,752	Book Depreciation	48,761,271	48,981,672	49,206,702	49,436,457	49,671,037
418	Taxes	11,367,773	10,128,183	8,798,532	7,472,437	6,150,906
1,007	Capital Charge	23,032,064	20,317,844	17,650,470	14,990,230	12,339,147
746	Other Fixed Charges	88,629,878	90,491,105	92,391,419	94,331,638	96,312,603
11,125	Total Revenue Requirement	940,524,553	954,795,777	969,406,511	984,418,697	999,843,575

*Given high load scenario, Total Portfolio Cos

Attachment 3-A

Portfolio 6b

NPV (millions of \$)	Category	2018	2019	2020	2021	2022
6,270	Total Portfolio Cost*	450,200,805	437,372,709	438,462,688	436,050,586	432,546,906
2,790	Total Owned Cost	347,922,094	316,021,438	336,701,500	323,256,688	331,183,469
1,394	Net Market Purchases	66,307,027	65,229,482	43,353,582	(23,013,742)	(63,733,734)
2,013	Contract Cost	35,799,855	56,121,789	58,407,605	135,807,641	165,097,172
1,257	FOM	136,950,000	168,317,000	153,930,475	161,507,630	157,146,437
1,824	Book Depreciation	216,893,065	220,349,240	222,405,507	224,780,403	213,045,251
466	Taxes	67,892,717	65,929,545	61,204,874	55,883,733	51,185,689
1,121	Capital Charge	155,325,633	150,131,136	138,140,643	124,953,587	113,016,511
746	Other Fixed Charges	49,718,063	51,845,421	54,067,135	55,777,564	57,217,203
11,685	Total Revenue Requirement	1,076,980,282	1,093,945,052	1,068,211,323	1,058,953,503	1,024,157,997

*Given high load scenario, Total Portfolio Cost includes additional market capacity purchases. This adjustment is included here.

Portfolio 6c

NPV (millions of \$)	Category	2018	2019	2020	2021	2022
6,205	Total Portfolio Cost*	450,200,805	437,372,914	438,575,668	436,196,543	432,708,262
2,596	Total Owned Cost	347,922,094	316,019,969	336,604,469	322,985,344	330,969,688
1,191	Net Market Purchases	66,307,027	65,231,156	43,563,594	(22,596,441)	(63,358,598)
2,343	Contract Cost	35,799,855	56,121,789	58,407,605	135,807,641	165,097,172
1,150	FOM	136,950,000	168,317,000	153,930,475	161,507,630	157,146,437
1,779	Book Depreciation	217,146,398	220,333,740	222,359,507	224,156,069	212,267,251
436	Taxes	68,192,792	66,063,722	61,155,707	55,475,993	50,362,408
1,050	Capital Charge	155,927,606	150,400,305	138,042,011	124,135,633	111,364,950
746	Other Fixed Charges	49,718,063	51,845,421	54,067,135	55,777,564	57,217,203
11,366	Total Revenue Requirement	1,078,135,663	1,094,333,102	1,068,130,503	1,057,249,433	1,021,066,510

*Given high load scenario, Total Portfolio Cost includes additional market capacity purchases. This adjustment is included here.

Attachment 3-A

Portfolio 6b

NPV (millions of \$)	Category	2023	2024	2025	2026	2027
6,270	Total Portfolio Cost*	456,096,832	475,115,229	487,809,412	554,289,678	569,748,956
2,790	Total Owned Cost	251,588,359	199,485,750	188,553,234	240,692,094	256,360,891
1,394	Net Market Purchases	(33,953,566)	40,302,961	66,186,041	79,422,168	77,257,145
2,013	Contract Cost	235,300,563	231,345,000	229,237,344	230,112,969	231,087,297
1,257	FOM	142,191,149	74,576,266	100,058,735	81,665,179	82,016,764
1,824	Book Depreciation	178,188,065	177,359,435	179,091,371	180,293,524	176,557,004
466	Taxes	41,829,088	33,550,561	31,911,649	30,166,237	27,321,805
1,121	Capital Charge	109,087,333	104,367,144	92,659,491	81,224,034	68,840,102
746	Other Fixed Charges	58,719,905	57,891,294	59,486,350	61,084,063	62,730,370
11,685	Total Revenue Requirement	986,112,372	922,859,929	951,017,008	988,722,716	987,215,001

*Given high load scenario, Total Portfolio Cos

Portfolio 6c

NPV (millions of \$)	Category	2023	2024	2025	2026	2027
6,205	Total Portfolio Cost*	464,711,075	484,228,343	494,825,289	554,488,412	569,997,694
2,596	Total Owned Cost	237,882,125	177,631,734	170,338,141	215,488,344	230,076,625
1,191	Net Market Purchases	(55,703,965)	27,325,715	47,786,855	61,414,840	60,600,695
2,343	Contract Cost	279,371,438	275,289,375	272,867,500	273,522,781	274,276,750
1,150	FOM	153,319,708	60,856,846	86,051,206	67,363,492	67,414,742
1,779	Book Depreciation	175,549,143	174,468,333	174,911,838	176,104,635	172,051,561
436	Taxes	39,849,372	30,408,056	27,998,425	25,662,368	22,831,788
1,050	Capital Charge	105,115,886	98,063,061	84,809,288	72,188,958	59,832,815
746	Other Fixed Charges	58,719,905	57,891,294	59,486,350	61,084,063	62,730,370
11,366	Total Revenue Requirement	997,265,089	905,915,933	928,082,396	956,891,929	954,858,971

*Given high load scenario, Total Portfolio Cos

Attachment 3-A

Portfolio 6b

NPV (millions of \$)	Category	2028	2029	2030	2031	2032
6,270	Total Portfolio Cost*	516,153,664	524,058,879	542,371,700	556,189,411	573,654,149
2,790	Total Owned Cost	170,738,516	138,645,156	145,827,438	157,223,359	161,263,391
1,394	Net Market Purchases	122,275,281	166,061,625	180,518,520	182,301,996	195,083,383
2,013	Contract Cost	213,669,969	208,788,063	204,981,203	205,235,891	205,202,953
1,257	FOM	97,625,628	63,262,835	66,112,520	66,168,546	68,605,002
1,824	Book Depreciation	179,947,390	169,856,761	110,561,941	110,684,030	64,975,053
466	Taxes	32,541,917	37,462,861	34,444,992	32,232,046	30,081,199
1,121	Capital Charge	81,891,500	93,264,630	81,336,048	73,250,260	66,784,575
746	Other Fixed Charges	64,429,874	63,585,631	65,346,292	67,098,693	68,917,354
11,685	Total Revenue Requirement	972,589,972	951,491,596	900,173,493	905,622,985	873,017,332

*Given high load scenario, Total Portfolio Cos

Portfolio 6c

NPV (millions of \$)	Category	2028	2029	2030	2031	2032
6,205	Total Portfolio Cost*	511,341,414	519,200,305	536,191,528	548,044,665	562,371,446
2,596	Total Owned Cost	146,867,422	112,275,125	119,278,805	128,751,578	131,205,844
1,191	Net Market Purchases	98,273,063	144,824,348	158,314,527	160,276,922	171,636,305
2,343	Contract Cost	256,731,031	251,536,797	247,553,656	247,588,000	247,424,875
1,150	FOM	82,716,963	48,041,088	50,571,116	50,300,773	52,404,006
1,779	Book Depreciation	175,119,030	164,674,561	105,018,668	104,772,300	58,708,658
436	Taxes	27,848,348	32,556,377	29,351,359	26,957,038	24,644,235
1,050	Capital Charge	72,544,925	83,557,438	71,248,328	62,793,597	55,997,925
746	Other Fixed Charges	64,429,874	63,585,631	65,346,292	67,098,693	68,917,354
11,366	Total Revenue Requirement	934,000,554	911,615,399	857,727,292	859,967,067	823,043,624

*Given high load scenario, Total Portfolio Cos

Attachment 3-A

Portfolio 6b

NPV (millions of \$)	Category	2033	2034	2035	2036	2037
6,270	Total Portfolio Cost*	594,368,800	614,633,804	627,041,141	652,193,027	679,392,959
2,790	Total Owned Cost	159,848,953	163,057,297	166,602,000	171,604,047	172,571,297
1,394	Net Market Purchases	217,091,359	234,775,828	245,556,670	265,380,992	291,052,068
2,013	Contract Cost	204,985,375	203,837,672	203,395,609	202,441,906	201,910,875
1,257	FOM	69,171,570	72,311,056	67,357,004	69,837,813	70,290,278
1,824	Book Depreciation	61,619,405	63,117,422	65,973,244	66,423,354	67,322,537
466	Taxes	28,381,693	27,507,880	29,236,031	30,328,170	28,823,816
1,121	Capital Charge	62,690,042	60,261,051	63,051,785	64,566,631	60,872,732
746	Other Fixed Charges	70,792,925	72,700,910	74,665,729	76,693,061	78,271,191
11,685	Total Revenue Requirement	887,024,435	910,532,124	927,324,935	960,042,057	984,973,513

*Given high load scenario, Total Portfolio Cos

Portfolio 6c

NPV (millions of \$)	Category	2033	2034	2035	2036	2037
6,205	Total Portfolio Cost*	581,180,878	598,155,226	609,766,303	631,327,172	655,567,176
2,596	Total Owned Cost	129,243,633	137,262,391	136,482,313	144,123,969	144,530,578
1,191	Net Market Purchases	192,597,383	202,401,109	216,886,770	230,612,434	254,192,957
2,343	Contract Cost	246,896,750	245,528,719	244,910,359	243,824,688	242,984,922
1,150	FOM	52,630,354	55,422,474	50,113,761	52,232,463	52,315,215
1,779	Book Depreciation	54,997,751	56,139,779	58,632,492	58,712,231	59,233,635
436	Taxes	22,806,552	21,809,707	23,426,016	24,413,771	22,812,673
1,050	Capital Charge	51,621,104	48,940,210	51,501,487	52,801,839	48,908,773
746	Other Fixed Charges	70,792,925	72,700,910	74,665,729	76,693,061	78,271,191
11,366	Total Revenue Requirement	834,029,564	853,168,306	868,105,789	896,180,537	917,108,662

*Given high load scenario, Total Portfolio Cos

Attachment 3-A

Portfolio 6b

NPV (millions of \$)	Category	2038	2039	2040	2041	2042
6,270	Total Portfolio Cost*	699,132,906	713,814,697	728,804,806	744,109,707	759,736,011
2,790	Total Owned Cost	173,131,266	176,767,022	180,479,130	184,269,191	188,138,844
1,394	Net Market Purchases	309,428,719	315,926,722	322,561,183	329,334,968	336,251,002
2,013	Contract Cost	201,939,266	206,179,990	210,509,770	214,930,475	219,444,015
1,257	FOM	71,975,396	73,486,879	75,030,104	76,605,736	78,214,457
1,824	Book Depreciation	62,634,560	61,985,629	61,899,654	62,106,734	62,318,162
466	Taxes	22,915,735	17,046,192	15,752,083	14,572,794	13,466,470
1,121	Capital Charge	57,974,041	54,547,553	50,079,680	45,856,793	41,780,455
746	Other Fixed Charges	79,882,462	81,559,994	83,272,754	85,021,481	86,806,932
11,685	Total Revenue Requirement	994,515,101	1,002,440,944	1,014,839,081	1,028,273,245	1,042,322,486

*Given high load scenario, Total Portfolio Cos

Portfolio 6c

NPV (millions of \$)	Category	2038	2039	2040	2041	2042
6,205	Total Portfolio Cost*	673,605,055	687,750,761	702,193,527	716,939,591	731,995,322
2,596	Total Owned Cost	146,907,531	149,992,589	153,142,434	156,358,425	159,641,952
1,191	Net Market Purchases	269,226,836	274,880,599	280,653,092	286,546,807	292,564,290
2,343	Contract Cost	242,837,031	247,936,609	253,143,278	258,459,287	263,886,932
1,150	FOM	53,622,857	54,748,937	55,898,664	57,072,536	58,271,060
1,779	Book Depreciation	54,159,947	53,511,015	53,425,040	53,632,120	53,843,548
436	Taxes	19,451,033	16,185,090	14,909,854	13,743,541	12,643,396
1,050	Capital Charge	45,827,912	42,703,986	39,009,011	35,547,188	32,218,280
746	Other Fixed Charges	79,882,462	81,559,994	83,272,754	85,021,481	86,806,932
11,366	Total Revenue Requirement	926,549,265	936,459,782	948,708,850	961,956,457	975,778,538

*Given high load scenario, Total Portfolio Cos

Attachment 3-A

Portfolio 6b

NPV (millions of \$)	Category	2043	2044	2045	2046	2047
6,270	Total Portfolio Cost*	775,690,467	791,979,967	808,611,546	825,592,388	842,929,829
2,790	Total Owned Cost	192,089,760	196,123,645	200,242,242	204,447,329	208,740,723
1,394	Net Market Purchases	343,312,273	350,521,831	357,882,789	365,398,328	373,071,693
2,013	Contract Cost	224,052,339	228,757,439	233,561,345	238,466,133	243,473,922
1,257	FOM	79,856,960	81,533,956	83,246,169	84,994,339	86,779,220
1,824	Book Depreciation	62,534,030	62,754,431	62,979,460	63,209,216	63,443,796
466	Taxes	12,346,619	11,178,805	10,000,836	8,837,908	7,687,507
1,121	Capital Charge	37,810,383	33,971,420	30,206,000	26,470,753	22,760,636
746	Other Fixed Charges	88,629,878	90,491,105	92,391,419	94,331,638	96,312,603
11,685	Total Revenue Requirement	1,056,868,336	1,071,909,685	1,087,435,430	1,103,436,243	1,119,913,590

*Given high load scenario, Total Portfolio Cos

Portfolio 6c

NPV (millions of \$)	Category	2043	2044	2045	2046	2047
6,205	Total Portfolio Cost*	747,367,224	763,061,936	779,086,236	795,447,047	812,151,435
2,596	Total Owned Cost	162,994,433	166,417,316	169,912,080	173,480,233	177,123,318
1,191	Net Market Purchases	298,708,140	304,981,011	311,385,612	317,924,710	324,601,129
2,343	Contract Cost	269,428,557	275,086,557	280,863,374	286,761,505	292,783,497
1,150	FOM	59,494,752	60,744,142	62,019,769	63,322,184	64,651,950
1,779	Book Depreciation	54,059,416	54,279,817	54,504,847	54,734,602	54,969,182
436	Taxes	11,534,056	10,360,241	9,146,457	7,937,771	6,736,050
1,050	Capital Charge	28,973,477	25,829,201	22,732,062	19,645,150	16,572,210
746	Other Fixed Charges	88,629,878	90,491,105	92,391,419	94,331,638	96,312,603
11,366	Total Revenue Requirement	990,058,802	1,004,766,442	1,019,880,790	1,035,418,393	1,051,393,430

*Given high load scenario, Total Portfolio Cos

Attachment 3-A

Portfolio 7

NPV (millions of \$)	Category	2018	2019	2020	2021	2022
6,134	Total Portfolio Cost*	450,200,805	437,372,709	438,462,688	450,448,625	466,443,009
2,251	Total Owned Cost	347,922,094	316,021,438	336,701,500	261,378,188	230,502,797
903	Net Market Purchases	66,307,027	65,229,482	43,353,582	19,751,594	9,741,777
2,900	Contract Cost	35,799,855	56,121,789	58,407,605	166,540,375	221,719,547
960	FOM	136,950,000	168,317,000	153,930,475	161,507,630	105,878,206
1,754	Book Depreciation	217,045,298	220,119,307	221,790,307	225,332,203	212,966,284
419	Taxes	68,073,038	65,879,512	60,702,501	55,519,529	51,140,094
1,010	Capital Charge	155,687,371	150,030,767	137,132,847	124,919,386	113,621,459
746	Other Fixed Charges	49,718,063	51,845,421	54,067,135	55,777,564	57,217,203
11,023	Total Revenue Requirement	1,077,674,575	1,093,564,716	1,066,085,953	1,073,504,936	1,007,266,255

*Given high load scenario, Total Portfolio Cost includes additional market capacity purchases. This adjustment is included here.

Portfolio 8

NPV (millions of \$)	Category	2018	2019	2020	2021	2022
6,473	Total Portfolio Cost*	450,200,805	437,372,709	438,462,688	436,050,586	432,546,906
2,160	Total Owned Cost	347,922,094	316,021,438	336,701,500	323,256,688	331,183,469
1,196	Net Market Purchases	66,307,027	65,229,482	43,353,582	(23,013,742)	(63,733,734)
3,042	Contract Cost	35,799,855	56,121,789	58,407,605	135,807,641	165,097,172
830	FOM	136,950,000	168,317,000	152,984,360	154,987,118	164,344,853
1,602	Book Depreciation	217,045,298	220,119,307	221,600,466	221,991,496	208,815,709
299	Taxes	68,073,038	65,879,512	60,590,066	53,780,708	47,148,461
802	Capital Charge	155,687,371	150,030,767	136,907,296	120,734,772	104,917,549
740	Other Fixed Charges	49,718,063	51,845,421	54,067,135	55,777,564	57,217,203
10,745	Total Revenue Requirement	1,077,674,575	1,093,564,716	1,064,612,010	1,043,322,243	1,014,990,681

*Given high load scenario, Total Portfolio Cost includes additional market capacity purchases. This adjustment is included here.

Attachment 3-A

Portfolio 7

NPV (millions of \$)	Category	2023	2024	2025	2026	2027
6,134	Total Portfolio Cost*	482,562,451	493,917,498	502,171,756	550,453,031	565,510,101
2,251	Total Owned Cost	175,393,625	154,765,391	151,338,156	189,421,547	202,772,875
903	Net Market Purchases	(40,471,836)	(5,224,352)	9,432,887	18,952,563	19,123,648
2,900	Contract Cost	344,480,188	340,396,031	337,568,906	338,017,438	338,571,063
960	FOM	115,316,671	47,137,425	72,043,678	53,061,806	52,812,720
1,754	Book Depreciation	173,967,505	172,735,487	173,177,784	174,140,241	169,852,318
419	Taxes	39,254,911	28,362,879	25,953,302	23,571,733	20,560,828
1,010	Capital Charge	103,995,902	94,102,836	80,844,069	68,127,333	55,404,343
746	Other Fixed Charges	58,719,905	57,891,294	59,486,350	61,084,063	62,730,370
11,023	Total Revenue Requirement	973,817,346	894,147,420	913,676,938	930,438,208	926,870,680

*Given high load scenario, Total Portfolio Cos

Portfolio 8

NPV (millions of \$)	Category	2023	2024	2025	2026	2027
6,473	Total Portfolio Cost*	487,573,054	512,952,010	518,699,175	552,357,366	565,291,947
2,160	Total Owned Cost	191,496,578	68,494,609	74,119,039	86,069,703	82,899,359
1,196	Net Market Purchases	(81,387,789)	70,389,410	73,910,043	95,239,977	109,840,102
3,042	Contract Cost	372,690,625	368,332,313	365,251,031	365,435,531	365,724,875
830	FOM	157,458,722	12,395,699	11,853,409	13,481,603	12,410,445
1,602	Book Depreciation	171,579,478	169,930,584	169,947,251	170,698,597	166,300,952
299	Taxes	29,288,600	13,745,042	12,508,343	11,440,475	9,943,451
802	Capital Charge	96,814,043	88,847,595	74,835,000	61,646,938	48,854,193
740	Other Fixed Charges	58,719,905	55,329,294	56,924,350	58,522,063	60,168,370
10,745	Total Revenue Requirement	1,001,433,802	853,200,223	844,767,527	868,147,042	862,969,358

*Given high load scenario, Total Portfolio Cos

Attachment 3-A

Portfolio 7

NPV (millions of \$)	Category	2028	2029	2030	2031	2032
6,134	Total Portfolio Cost*	503,925,370	511,121,605	525,860,616	534,687,463	545,016,758
2,251	Total Owned Cost	122,092,672	84,906,109	92,063,234	99,290,727	99,996,938
903	Net Market Purchases	51,343,219	100,218,391	111,462,961	112,853,594	121,978,219
2,900	Contract Cost	321,020,844	315,434,406	311,291,250	311,116,375	310,938,625
960	FOM	67,808,299	26,257,174	28,303,491	27,433,001	28,993,011
1,754	Book Depreciation	172,680,341	161,939,389	101,980,928	101,425,780	55,068,340
419	Taxes	25,283,443	29,689,151	26,276,630	23,678,426	21,180,424
1,010	Capital Charge	67,758,724	78,359,172	65,583,522	56,673,335	49,460,969
746	Other Fixed Charges	64,429,874	63,585,631	65,346,292	67,098,693	68,917,354
11,023	Total Revenue Requirement	901,886,051	870,952,122	813,351,480	810,996,696	768,636,856

*Given high load scenario, Total Portfolio Cos

Portfolio 8

NPV (millions of \$)	Category	2028	2029	2030	2031	2032
6,473	Total Portfolio Cost*	560,610,828	567,354,882	583,129,783	593,507,346	605,077,216
2,160	Total Owned Cost	94,299,297	84,906,109	92,063,234	99,290,727	99,996,938
1,196	Net Market Purchases	110,456,313	131,427,828	143,959,398	147,197,922	157,897,703
3,042	Contract Cost	347,898,656	342,058,813	337,704,000	337,265,344	336,811,188
830	FOM	13,577,102	12,994,745	14,762,551	13,607,701	14,877,379
1,602	Book Depreciation	146,973,586	136,098,996	76,004,088	75,309,629	28,809,952
299	Taxes	8,114,646	6,479,278	5,277,362	4,212,638	2,995,070
802	Capital Charge	36,166,266	24,531,772	16,573,598	11,112,552	6,838,366
740	Other Fixed Charges	61,867,874	63,585,631	65,346,292	67,098,693	68,917,354
10,745	Total Revenue Requirement	827,310,301	811,045,303	761,093,674	764,848,558	727,515,337

*Given high load scenario, Total Portfolio Cos

Attachment 3-A

Portfolio 7

NPV (millions of \$)	Category	2033	2034	2035	2036	2037
6,134	Total Portfolio Cost*	560,659,348	573,824,608	582,984,902	599,941,567	620,627,129
2,251	Total Owned Cost	97,483,930	110,837,078	105,852,203	116,779,906	116,033,891
903	Net Market Purchases	140,712,313	141,572,914	157,972,023	163,825,602	185,400,000
2,900	Contract Cost	310,021,469	308,453,031	307,675,219	306,571,406	305,335,969
960	FOM	28,662,837	30,884,802	32,870,518	34,627,112	34,340,151
1,754	Book Depreciation	51,064,260	51,913,627	54,107,825	53,883,079	54,093,908
419	Taxes	19,166,972	18,008,202	19,472,473	20,314,313	18,573,561
1,010	Capital Charge	44,713,711	41,690,155	43,928,599	44,918,405	40,727,352
746	Other Fixed Charges	70,792,925	72,700,910	74,665,729	76,693,061	78,271,191
11,023	Total Revenue Requirement	775,060,053	789,022,305	808,030,047	830,377,536	846,633,293

*Given high load scenario, Total Portfolio Cos

Portfolio 8

NPV (millions of \$)	Category	2033	2034	2035	2036	2037
6,473	Total Portfolio Cost*	622,189,519	636,107,910	660,176,409	679,198,285	701,363,898
2,160	Total Owned Cost	97,483,930	110,837,078	105,852,203	116,779,906	116,033,891
1,196	Net Market Purchases	178,388,781	180,204,438	210,019,375	218,216,133	241,520,613
3,042	Contract Cost	335,641,813	333,808,688	332,819,375	331,437,594	329,952,125
830	FOM	14,250,777	16,170,090	15,490,135	16,881,740	16,222,127
1,602	Book Depreciation	24,660,649	25,361,741	23,968,688	23,565,129	23,593,391
299	Taxes	2,107,149	1,646,414	1,568,772	1,021,959	247,563
802	Capital Charge	4,647,595	3,412,977	3,147,066	2,050,122	496,630
740	Other Fixed Charges	70,792,925	72,700,910	74,665,729	76,693,061	78,271,191
10,745	Total Revenue Requirement	738,648,614	755,400,042	779,016,799	799,410,296	820,194,800

*Given high load scenario, Total Portfolio Cos

Attachment 3-A

Portfolio 7

NPV (millions of \$)	Category	2038	2039	2040	2041	2042
6,134	Total Portfolio Cost*	636,078,636	649,436,287	663,074,450	676,999,013	691,215,992
2,251	Total Owned Cost	120,228,547	122,753,346	125,331,167	127,963,121	130,650,347
903	Net Market Purchases	196,189,789	200,309,775	204,516,280	208,811,122	213,196,155
2,900	Contract Cost	305,028,094	311,433,684	317,973,791	324,651,241	331,468,917
960	FOM	35,270,317	36,010,994	36,767,225	37,539,337	38,327,663
1,754	Book Depreciation	48,703,123	48,054,191	47,968,216	48,175,296	48,386,724
419	Taxes	17,243,582	16,041,151	14,690,262	13,449,127	12,281,370
1,010	Capital Charge	37,360,337	34,345,252	31,142,886	28,175,339	25,355,166
746	Other Fixed Charges	79,882,462	81,559,994	83,272,754	85,021,481	86,806,932
11,023	Total Revenue Requirement	854,538,456	865,447,869	876,915,793	889,359,593	902,373,848

*Given high load scenario, Total Portfolio Cos

Portfolio 8

NPV (millions of \$)	Category	2038	2039	2040	2041	2042
6,473	Total Portfolio Cost*	718,209,346	733,291,743	748,690,869	764,413,378	780,466,059
2,160	Total Owned Cost	120,228,547	122,753,346	125,331,167	127,963,121	130,650,347
1,196	Net Market Purchases	253,915,781	259,248,013	264,692,221	270,250,758	275,926,023
3,042	Contract Cost	329,432,813	336,350,902	343,414,270	350,625,970	357,989,116
830	FOM	16,771,814	17,124,022	17,483,627	17,850,783	18,225,649
1,602	Book Depreciation	18,016,205	17,176,958	16,896,671	16,905,358	16,914,227
299	Taxes	-	-	-	-	-
802	Capital Charge	-	-	-	-	-
740	Other Fixed Charges	79,882,462	81,559,994	83,272,754	85,021,481	86,806,932
10,745	Total Revenue Requirement	832,879,828	849,152,717	866,343,921	884,191,000	902,412,867

*Given high load scenario, Total Portfolio Cos

Attachment 3-A

Portfolio 7

NPV (millions of \$)	Category	2043	2044	2045	2046	2047
6,134	Total Portfolio Cost*	705,731,528	720,551,890	735,683,480	751,132,833	766,906,622
2,251	Total Owned Cost	133,394,004	136,195,278	139,055,379	141,975,542	144,957,028
903	Net Market Purchases	217,673,275	222,244,413	226,911,546	231,676,689	236,541,899
2,900	Contract Cost	338,429,764	345,536,789	352,793,062	360,201,716	367,765,952
960	FOM	39,132,544	39,954,327	40,793,368	41,650,029	42,524,679
1,754	Book Depreciation	48,602,592	48,822,993	49,048,022	49,277,778	49,512,358
419	Taxes	11,149,072	9,929,591	8,605,181	7,283,947	5,967,278
1,010	Capital Charge	22,606,128	19,920,215	17,262,594	14,612,107	11,970,777
746	Other Fixed Charges	88,629,878	90,491,105	92,391,419	94,331,638	96,312,603
11,023	Total Revenue Requirement	915,851,741	929,670,121	943,784,064	958,288,332	973,194,318

*Given high load scenario, Total Portfolio Cos

Portfolio 8

NPV (millions of \$)	Category	2043	2044	2045	2046	2047
6,473	Total Portfolio Cost*	796,855,846	813,589,819	830,675,205	848,119,384	865,929,891
2,160	Total Owned Cost	133,394,004	136,195,278	139,055,379	141,975,542	144,957,028
1,196	Net Market Purchases	281,720,470	287,636,600	293,676,968	299,844,185	306,140,913
3,042	Contract Cost	365,506,887	373,182,532	381,019,365	389,020,771	397,190,208
830	FOM	18,608,388	18,999,164	19,398,147	19,805,508	20,221,423
1,602	Book Depreciation	16,923,282	16,932,528	16,941,968	16,951,606	16,961,446
299	Taxes	-	-	-	-	-
802	Capital Charge	-	-	-	-	-
740	Other Fixed Charges	88,629,878	90,491,105	92,391,419	94,331,638	96,312,603
10,745	Total Revenue Requirement	921,017,394	940,012,616	959,406,738	979,208,136	999,425,363

*Given high load scenario, Total Portfolio Cos

Attachment 3-A

Revenue Requirement Summary by Component (nominal \$) -

BASE CASE

Portfolio A

NPV (millions of \$)	Category	2018	2019	2020	2021	2022
7,716	Total Portfolio Cost	441,497,023	442,917,834	470,389,469	493,188,914	482,864,219
2,566	Total Owned Cost	346,819,813	315,337,094	354,413,313	353,571,375	372,183,750
2,626	Net Market Purchases	58,877,355	71,792,463	57,758,688	77,214,398	51,115,031
2,524	Contract Cost	35,799,855	55,788,277	58,217,469	62,403,141	59,565,438
1,080	FOM	136,950,000	168,317,000	153,930,475	161,507,630	157,146,437
1,837	Book Depreciation	217,045,298	220,119,307	221,890,641	222,783,869	210,445,617
478	Taxes	68,073,038	65,879,512	60,761,924	54,414,199	48,547,107
1,128	Capital Charge	155,687,371	150,030,767	137,252,053	122,005,601	107,723,330
746	Other Fixed Charges	49,718,063	51,845,421	54,067,135	55,777,564	57,217,203
12,985	Total Revenue Requirement	1,068,970,794	1,099,109,841	1,098,291,697	1,109,677,778	1,063,943,913

Portfolio B

NPV (millions of \$)	Category	2018	2019	2020	2021	2022
6,477	Total Portfolio Cost	441,497,023	442,917,834	470,389,469	483,200,012	457,698,035
2,566	Total Owned Cost	346,819,813	315,337,094	354,413,313	353,571,375	372,183,750
1,759	Net Market Purchases	58,877,355	71,792,463	57,758,688	23,550,402	(83,025,543)
2,152	Contract Cost	35,799,855	55,788,277	58,217,469	106,078,234	168,539,828
1,128	FOM	136,950,000	168,317,000	153,930,475	161,507,630	157,146,437
1,909	Book Depreciation	217,045,298	220,119,307	221,890,641	222,783,869	210,445,617
532	Taxes	68,073,038	65,879,512	60,761,924	54,414,199	48,547,107
1,235	Capital Charge	155,687,371	150,030,767	137,252,053	122,005,601	107,723,330
746	Other Fixed Charges	49,718,063	51,845,421	54,067,135	55,777,564	57,217,203
12,028	Total Revenue Requirement	1,068,970,794	1,099,109,841	1,098,291,697	1,099,688,875	1,038,777,730

Portfolio C

NPV (millions of \$)	Category	2018	2019	2020	2021	2022
6,601	Total Portfolio Cost	441,497,023	442,917,834	470,389,469	483,200,012	457,698,035
2,566	Total Owned Cost	346,819,813	315,337,094	354,413,313	353,571,375	372,183,750
1,761	Net Market Purchases	58,877,355	71,792,463	57,758,688	23,550,402	(83,025,543)
2,275	Contract Cost	35,799,855	55,788,277	58,217,469	106,078,234	168,539,828
1,062	FOM	136,950,000	168,317,000	153,930,475	161,507,630	157,146,437
1,808	Book Depreciation	217,045,298	220,119,307	221,890,641	222,783,869	210,445,617
460	Taxes	68,073,038	65,879,512	60,761,924	54,414,199	48,547,107
1,091	Capital Charge	155,687,371	150,030,767	137,252,053	122,005,601	107,723,330
746	Other Fixed Charges	49,718,063	51,845,421	54,067,135	55,777,564	57,217,203
11,769	Total Revenue Requirement	1,068,970,794	1,099,109,841	1,098,291,697	1,099,688,875	1,038,777,730

Attachment 3-A

Portfolio D

NPV (millions of \$)	Category	2018	2019	2020	2021	2022
7,380	<i>Total Portfolio Cost</i>	441,497,023	442,917,834	470,389,469	493,188,914	482,864,219
3,529	<i>Total Owned Cost</i>	346,819,813	315,337,094	354,413,313	353,571,375	372,183,750
1,753	<i>Net Market Purchases</i>	58,877,355	71,792,463	57,758,688	77,214,398	51,115,031
2,098	<i>Contract Cost</i>	35,799,855	55,788,277	58,217,469	62,403,141	59,565,438
1,102	<i>FOM</i>	136,950,000	168,317,000	153,930,475	161,507,630	157,146,437
1,919	<i>Book Depreciation</i>	217,045,298	220,119,307	221,890,641	222,783,869	210,445,617
546	<i>Taxes</i>	68,073,038	65,879,512	60,761,924	54,414,199	48,547,107
1,263	<i>Capital Charge</i>	155,687,371	150,030,767	137,252,053	122,005,601	107,723,330
746	<i>Other Fixed Charges</i>	49,718,063	51,845,421	54,067,135	55,777,564	57,217,203
12,956	<i>Total Revenue Requirement</i>	1,068,970,794	1,099,109,841	1,098,291,697	1,109,677,778	1,063,943,913

Portfolio E

NPV (millions of \$)	Category	2018	2019	2020	2021	2022
5,334	<i>Total Portfolio Cost</i>	441,497,023	442,917,834	437,513,715	419,469,742	396,793,191
3,529	<i>Total Owned Cost</i>	346,819,813	315,337,094	354,413,313	353,571,375	372,183,750
614	<i>Net Market Purchases</i>	58,877,355	71,792,463	24,882,934	(21,667,031)	(81,794,855)
1,191	<i>Contract Cost</i>	35,799,855	55,788,277	58,217,469	87,565,398	106,404,297
1,519	<i>FOM</i>	136,950,000	168,317,000	180,846,611	188,989,005	185,204,921
2,151	<i>Book Depreciation</i>	217,045,298	220,119,307	233,661,824	234,795,815	222,703,382
732	<i>Taxes</i>	68,073,038	65,879,512	67,740,788	68,272,468	62,203,294
1,637	<i>Capital Charge</i>	155,687,371	150,030,767	151,252,143	149,806,255	135,118,594
746	<i>Other Fixed Charges</i>	49,718,063	51,845,421	54,067,135	55,777,564	57,217,203
12,121	<i>Total Revenue Requirement</i>	1,068,970,794	1,099,109,841	1,125,082,217	1,117,110,849	1,059,240,584

Portfolio F

NPV (millions of \$)	Category	2018	2019	2020	2021	2022
5,054	<i>Total Portfolio Cost</i>	441,497,023	442,917,834	437,513,715	419,469,742	396,793,191
2,566	<i>Total Owned Cost</i>	346,819,813	315,337,094	354,413,313	353,571,375	372,183,750
959	<i>Net Market Purchases</i>	58,877,355	71,792,463	24,882,934	(21,667,031)	(81,794,855)
1,529	<i>Contract Cost</i>	35,799,855	55,788,277	58,217,469	87,565,398	106,404,297
1,557	<i>FOM</i>	136,950,000	168,317,000	180,846,611	188,989,005	185,204,921
2,110	<i>Book Depreciation</i>	217,045,298	220,119,307	233,661,824	234,795,815	222,703,382
708	<i>Taxes</i>	68,073,038	65,879,512	67,740,788	68,272,468	62,203,294
1,588	<i>Capital Charge</i>	155,687,371	150,030,767	151,252,143	149,806,255	135,118,594
746	<i>Other Fixed Charges</i>	49,718,063	51,845,421	54,067,135	55,777,564	57,217,203
11,763	<i>Total Revenue Requirement</i>	1,068,970,794	1,099,109,841	1,125,082,217	1,117,110,849	1,059,240,584

Attachment 3-A

Portfolio F - No Wind

NPV (millions of \$)	Category	2018	2019	2020	2021	2022
6,158	Total Portfolio Cost	441,497,023	442,917,834	470,389,469	493,188,914	482,864,219
2,566	Total Owned Cost	346,819,813	315,337,094	354,413,313	353,571,375	372,183,750
2,416	Net Market Purchases	58,877,355	71,792,463	57,758,688	77,214,398	51,115,031
1,176	Contract Cost	35,799,855	55,788,277	58,217,469	62,403,141	59,565,438
1,270	FOM	136,950,000	168,317,000	153,930,475	161,507,630	157,146,437
2,015	Book Depreciation	217,045,298	220,119,307	221,890,641	222,783,869	210,445,617
633	Taxes	68,073,038	65,879,512	60,761,924	54,414,199	48,547,107
1,438	Capital Charge	155,687,371	150,030,767	137,252,053	122,005,601	107,723,330
746	Other Fixed Charges	49,718,063	51,845,421	54,067,135	55,777,564	57,217,203
12,260	Total Revenue Requirement	1,068,970,794	1,099,109,841	1,098,291,697	1,109,677,778	1,063,943,913

AGGRESSIVE ENVIRONMENTAL REGULATION

Portfolio A

NPV (millions of \$)	Category	2018	2019	2020	2021	2022
9,207	Total Portfolio Cost	432,996,996	458,431,025	483,843,188	500,712,043	485,812,125
2,871	Total Owned Cost	342,399,531	328,691,563	370,266,781	360,052,594	374,025,469
3,435	Net Market Purchases	54,797,609	73,951,186	55,358,938	78,256,309	52,221,219
2,901	Contract Cost	35,799,855	55,788,277	58,217,469	62,403,141	59,565,438
1,080	FOM	136,950,000	168,317,000	153,930,475	161,507,630	157,146,437
1,837	Book Depreciation	217,045,298	220,119,307	221,890,641	222,783,869	210,445,617
478	Taxes	68,073,038	65,879,512	60,761,924	54,414,199	48,547,107
1,128	Capital Charge	155,687,371	150,030,767	137,252,053	122,005,601	107,723,330
746	Other Fixed Charges	49,718,063	51,845,421	54,067,135	55,777,564	57,217,203
14,476	Total Revenue Requirement	1,060,470,766	1,114,623,033	1,111,745,415	1,117,200,906	1,066,891,819

Portfolio B

NPV (millions of \$)	Category	2018	2019	2020	2021	2022
7,397	Total Portfolio Cost	432,996,996	458,431,025	483,843,188	488,510,402	458,390,371
2,871	Total Owned Cost	342,399,531	328,691,563	370,266,781	360,052,594	374,025,469
2,360	Net Market Purchases	54,797,609	73,951,186	55,358,938	22,379,574	(84,174,926)
2,166	Contract Cost	35,799,855	55,788,277	58,217,469	106,078,234	168,539,828
1,128	FOM	136,950,000	168,317,000	153,930,475	161,507,630	157,146,437
1,909	Book Depreciation	217,045,298	220,119,307	221,890,641	222,783,869	210,445,617
532	Taxes	68,073,038	65,879,512	60,761,924	54,414,199	48,547,107
1,235	Capital Charge	155,687,371	150,030,767	137,252,053	122,005,601	107,723,330
746	Other Fixed Charges	49,718,063	51,845,421	54,067,135	55,777,564	57,217,203
12,948	Total Revenue Requirement	1,060,470,766	1,114,623,033	1,111,745,415	1,104,999,266	1,039,470,066

Attachment 3-A

Portfolio C

NPV (millions of \$)	Category	2018	2019	2020	2021	2022
7,507	Total Portfolio Cost	432,996,996	458,431,025	483,843,188	488,510,402	458,390,371
2,871	Total Owned Cost	342,399,531	328,691,563	370,266,781	360,052,594	374,025,469
2,360	Net Market Purchases	54,797,609	73,951,186	55,358,938	22,379,574	(84,174,926)
2,275	Contract Cost	35,799,855	55,788,277	58,217,469	106,078,234	168,539,828
1,062	FOM	136,950,000	168,317,000	153,930,475	161,507,630	157,146,437
1,808	Book Depreciation	217,045,298	220,119,307	221,890,641	222,783,869	210,445,617
460	Taxes	68,073,038	65,879,512	60,761,924	54,414,199	48,547,107
1,091	Capital Charge	155,687,371	150,030,767	137,252,053	122,005,601	107,723,330
746	Other Fixed Charges	49,718,063	51,845,421	54,067,135	55,777,564	57,217,203
12,675	Total Revenue Requirement	1,060,470,766	1,114,623,033	1,111,745,415	1,104,999,266	1,039,470,066

Portfolio D

NPV (millions of \$)	Category	2018	2019	2020	2021	2022
8,850	Total Portfolio Cost	432,996,996	458,431,025	483,843,188	500,712,043	485,812,125
4,121	Total Owned Cost	342,399,531	328,691,563	370,266,781	360,052,594	374,025,469
2,300	Net Market Purchases	54,797,609	73,951,186	55,358,938	78,256,309	52,221,219
2,428	Contract Cost	35,799,855	55,788,277	58,217,469	62,403,141	59,565,438
1,102	FOM	136,950,000	168,317,000	153,930,475	161,507,630	157,146,437
1,919	Book Depreciation	217,045,298	220,119,307	221,890,641	222,783,869	210,445,617
546	Taxes	68,073,038	65,879,512	60,761,924	54,414,199	48,547,107
1,263	Capital Charge	155,687,371	150,030,767	137,252,053	122,005,601	107,723,330
746	Other Fixed Charges	49,718,063	51,845,421	54,067,135	55,777,564	57,217,203
14,426	Total Revenue Requirement	1,060,470,766	1,114,623,033	1,111,745,415	1,117,200,906	1,066,891,819

Portfolio E

NPV (millions of \$)	Category	2018	2019	2020	2021	2022
6,184	Total Portfolio Cost	432,996,996	458,431,025	448,729,730	423,179,715	397,540,691
4,121	Total Owned Cost	342,399,531	328,691,563	370,266,781	360,052,594	374,025,469
871	Net Market Purchases	54,797,609	73,951,186	20,245,480	(24,438,277)	(82,889,074)
1,191	Contract Cost	35,799,855	55,788,277	58,217,469	87,565,398	106,404,297
1,519	FOM	136,950,000	168,317,000	180,846,611	188,989,005	185,204,921
2,151	Book Depreciation	217,045,298	220,119,307	233,661,824	234,795,815	222,703,382
732	Taxes	68,073,038	65,879,512	67,740,788	68,272,468	62,203,294
1,637	Capital Charge	155,687,371	150,030,767	151,252,143	149,806,255	135,118,594
746	Other Fixed Charges	49,718,063	51,845,421	54,067,135	55,777,564	57,217,203
12,970	Total Revenue Requirement	1,060,470,766	1,114,623,033	1,136,298,232	1,120,820,822	1,059,988,084

Attachment 3-A

Portfolio F

NPV (millions of \$)	Category	2018	2019	2020	2021	2022
5,715	<i>Total Portfolio Cost</i>	432,996,996	458,431,025	448,729,730	423,179,715	397,540,691
2,871	<i>Total Owned Cost</i>	342,399,531	328,691,563	370,266,781	360,052,594	374,025,469
1,314	<i>Net Market Purchases</i>	54,797,609	73,951,186	20,245,480	(24,438,277)	(82,889,074)
1,529	<i>Contract Cost</i>	35,799,855	55,788,277	58,217,469	87,565,398	106,404,297
1,557	<i>FOM</i>	136,950,000	168,317,000	180,846,611	188,989,005	185,204,921
2,110	<i>Book Depreciation</i>	217,045,298	220,119,307	233,661,824	234,795,815	222,703,382
708	<i>Taxes</i>	68,073,038	65,879,512	67,740,788	68,272,468	62,203,294
1,588	<i>Capital Charge</i>	155,687,371	150,030,767	151,252,143	149,806,255	135,118,594
746	<i>Other Fixed Charges</i>	49,718,063	51,845,421	54,067,135	55,777,564	57,217,203
12,424	<i>Total Revenue Requirement</i>	1,060,470,766	1,114,623,033	1,136,298,232	1,120,820,822	1,059,988,084

CHALLENGED ECONOMY

Portfolio A

NPV (millions of \$)	Category	2018	2019	2020	2021	2022
4,227	<i>Total Portfolio Cost</i>	430,111,852	413,171,613	298,944,904	304,018,494	282,454,533
2,379	<i>Total Owned Cost</i>	346,894,938	320,180,250	354,272,344	352,712,188	366,540,250
-415	<i>Net Market Purchases</i>	47,417,059	37,203,086	(113,544,908)	(111,096,834)	(143,651,154)
2,264	<i>Contract Cost</i>	35,799,855	55,788,277	58,217,469	62,403,141	59,565,438
1,080	<i>FOM</i>	136,950,000	168,317,000	153,930,475	161,507,630	157,146,437
1,837	<i>Book Depreciation</i>	217,045,298	220,119,307	221,890,641	222,783,869	210,445,617
478	<i>Taxes</i>	68,073,038	65,879,512	60,761,924	54,414,199	48,547,107
1,128	<i>Capital Charge</i>	155,687,371	150,030,767	137,252,053	122,005,601	107,723,330
746	<i>Other Fixed Charges</i>	49,718,063	51,845,421	54,067,135	55,777,564	57,217,203
9,496	<i>Total Revenue Requirement</i>	1,057,585,622	1,069,363,621	926,847,132	920,507,358	863,534,228

Attachment 3-A

Portfolio B

NPV (millions of \$)	Category	2018	2019	2020	2021	2022
3,434	<i>Total Portfolio Cost</i>	430,111,852	413,171,613	298,944,904	294,161,616	260,911,908
2,379	<i>Total Owned Cost</i>	346,894,938	320,180,250	354,272,344	352,712,188	366,540,250
-1,086	<i>Net Market Purchases</i>	47,417,059	37,203,086	(113,544,908)	(164,628,806)	(274,168,170)
2,141	<i>Contract Cost</i>	35,799,855	55,788,277	58,217,469	106,078,234	168,539,828
1,128	<i>FOM</i>	136,950,000	168,317,000	153,930,475	161,507,630	157,146,437
1,909	<i>Book Depreciation</i>	217,045,298	220,119,307	221,890,641	222,783,869	210,445,617
532	<i>Taxes</i>	68,073,038	65,879,512	60,761,924	54,414,199	48,547,107
1,235	<i>Capital Charge</i>	155,687,371	150,030,767	137,252,053	122,005,601	107,723,330
746	<i>Other Fixed Charges</i>	49,718,063	51,845,421	54,067,135	55,777,564	57,217,203
8,985	<i>Total Revenue Requirement</i>	1,057,585,622	1,069,363,621	926,847,132	910,650,480	841,991,603

Portfolio C

NPV (millions of \$)	Category	2018	2019	2020	2021	2022
3,573	<i>Total Portfolio Cost</i>	430,111,852	413,171,613	298,944,904	294,161,616	260,911,908
2,379	<i>Total Owned Cost</i>	346,894,938	320,180,250	354,272,344	352,712,188	366,540,250
-1,081	<i>Net Market Purchases</i>	47,417,059	37,203,086	(113,544,908)	(164,628,806)	(274,168,170)
2,275	<i>Contract Cost</i>	35,799,855	55,788,277	58,217,469	106,078,234	168,539,828
1,062	<i>FOM</i>	136,950,000	168,317,000	153,930,475	161,507,630	157,146,437
1,808	<i>Book Depreciation</i>	217,045,298	220,119,307	221,890,641	222,783,869	210,445,617
460	<i>Taxes</i>	68,073,038	65,879,512	60,761,924	54,414,199	48,547,107
1,091	<i>Capital Charge</i>	155,687,371	150,030,767	137,252,053	122,005,601	107,723,330
746	<i>Other Fixed Charges</i>	49,718,063	51,845,421	54,067,135	55,777,564	57,217,203
8,740	<i>Total Revenue Requirement</i>	1,057,585,622	1,069,363,621	926,847,132	910,650,480	841,991,603

Attachment 3-A

Portfolio D

NPV (millions of \$)	Category	2018	2019	2020	2021	2022
3,887	<i>Total Portfolio Cost</i>	430,111,852	413,171,613	298,944,904	304,018,494	282,454,533
3,145	<i>Total Owned Cost</i>	346,894,938	320,180,250	354,272,344	352,712,188	366,540,250
-1,129	<i>Net Market Purchases</i>	47,417,059	37,203,086	(113,544,908)	(111,096,834)	(143,651,154)
1,871	<i>Contract Cost</i>	35,799,855	55,788,277	58,217,469	62,403,141	59,565,438
1,102	<i>FOM</i>	136,950,000	168,317,000	153,930,475	161,507,630	157,146,437
1,919	<i>Book Depreciation</i>	217,045,298	220,119,307	221,890,641	222,783,869	210,445,617
546	<i>Taxes</i>	68,073,038	65,879,512	60,761,924	54,414,199	48,547,107
1,263	<i>Capital Charge</i>	155,687,371	150,030,767	137,252,053	122,005,601	107,723,330
746	<i>Other Fixed Charges</i>	49,718,063	51,845,421	54,067,135	55,777,564	57,217,203
9,463	<i>Total Revenue Requirement</i>	1,057,585,622	1,069,363,621	926,847,132	920,507,358	863,534,228

Portfolio E

NPV (millions of \$)	Category	2018	2019	2020	2021	2022
2,315	<i>Total Portfolio Cost</i>	430,111,852	413,171,613	266,064,810	230,507,327	199,908,700
3,145	<i>Total Owned Cost</i>	346,894,938	320,180,250	354,272,344	352,712,188	366,540,250
-2,021	<i>Net Market Purchases</i>	47,417,059	37,203,086	(146,425,003)	(209,770,259)	(273,035,847)
1,191	<i>Contract Cost</i>	35,799,855	55,788,277	58,217,469	87,565,398	106,404,297
1,519	<i>FOM</i>	136,950,000	168,317,000	180,846,611	188,989,005	185,204,921
2,151	<i>Book Depreciation</i>	217,045,298	220,119,307	233,661,824	234,795,815	222,703,382
732	<i>Taxes</i>	68,073,038	65,879,512	67,740,788	68,272,468	62,203,294
1,637	<i>Capital Charge</i>	155,687,371	150,030,767	151,252,143	149,806,255	135,118,594
746	<i>Other Fixed Charges</i>	49,718,063	51,845,421	54,067,135	55,777,564	57,217,203
9,102	<i>Total Revenue Requirement</i>	1,057,585,622	1,069,363,621	953,633,311	928,148,434	862,356,093

Attachment 3-A

Portfolio F

NPV (millions of \$)	Category	2018	2019	2020	2021	2022
2,196	Total Portfolio Cost	430,111,852	413,171,613	266,064,810	230,507,327	199,908,700
2,379	Total Owned Cost	346,894,938	320,180,250	354,272,344	352,712,188	366,540,250
-1,712	Net Market Purchases	47,417,059	37,203,086	(146,425,003)	(209,770,259)	(273,035,847)
1,529	Contract Cost	35,799,855	55,788,277	58,217,469	87,565,398	106,404,297
1,557	FOM	136,950,000	168,317,000	180,846,611	188,989,005	185,204,921
2,110	Book Depreciation	217,045,298	220,119,307	233,661,824	234,795,815	222,703,382
708	Taxes	68,073,038	65,879,512	67,740,788	68,272,468	62,203,294
1,588	Capital Charge	155,687,371	150,030,767	151,252,143	149,806,255	135,118,594
746	Other Fixed Charges	49,718,063	51,845,421	54,067,135	55,777,564	57,217,203
8,905	Total Revenue Requirement	1,057,585,622	1,069,363,621	953,633,311	928,148,434	862,356,093

BOOMING ECONOMY/ ABUNDANT NATURAL GAS

Portfolio A

NPV (millions of \$)	Category	2018	2019	2020	2021	2022
6,898	Total Portfolio Cost*	450,028,977	437,049,225	438,282,887	443,529,129	433,203,766
2,398	Total Owned Cost	347,922,094	316,021,438	336,701,094	323,256,750	331,183,625
2,117	Net Market Purchases	66,307,027	65,239,510	43,364,324	57,869,238	42,454,703
2,308	Contract Cost	35,799,855	55,788,277	58,217,469	62,403,141	59,565,438
1,080	FOM	136,950,000	168,317,000	153,930,475	161,507,630	157,146,437
1,837	Book Depreciation	217,045,298	220,119,307	221,890,641	222,783,869	210,445,617
478	Taxes	68,073,038	65,879,512	60,761,924	54,414,199	48,547,107
1,128	Capital Charge	155,687,371	150,030,767	137,252,053	122,005,601	107,723,330
746	Other Fixed Charges	49,718,063	51,845,421	54,067,135	55,777,564	57,217,203
12,167	Total Revenue Requirement	1,077,502,747	1,093,241,232	1,066,185,115	1,060,017,992	1,014,283,460

*Given high load scenario, Total Portfolio Cost includes additional market capacity purchases. This adjustment is included here.

Attachment 3-A

Portfolio B

NPV (millions of \$)	Category	2018	2019	2020	2021	2022
6,148	Total Portfolio Cost*	450,028,977	437,049,225	438,282,887	439,865,047	427,157,707
2,398	Total Owned Cost	347,922,094	316,021,438	336,701,094	323,256,750	331,183,625
1,535	Net Market Purchases	66,307,027	65,239,510	43,364,324	10,530,063	(72,565,746)
2,141	Contract Cost	35,799,855	55,788,277	58,217,469	106,078,234	168,539,828
1,128	FOM	136,950,000	168,317,000	153,930,475	161,507,630	157,146,437
1,909	Book Depreciation	217,045,298	220,119,307	221,890,641	222,783,869	210,445,617
532	Taxes	68,073,038	65,879,512	60,761,924	54,414,199	48,547,107
1,235	Capital Charge	155,687,371	150,030,767	137,252,053	122,005,601	107,723,330
746	Other Fixed Charges	49,718,063	51,845,421	54,067,135	55,777,564	57,217,203
11,699	Total Revenue Requirement	1,077,502,747	1,093,241,232	1,066,185,115	1,056,353,910	1,008,237,401

*Given high load scenario, Total Portfolio Cost includes additional market capacity purchases. This adjustment is included here.

Portfolio C

NPV (millions of \$)	Category	2018	2019	2020	2021	2022
6,307	Total Portfolio Cost*	450,028,977	437,049,225	438,282,887	439,865,047	427,157,707
2,398	Total Owned Cost	347,922,094	316,021,438	336,701,094	323,256,750	331,183,625
1,560	Net Market Purchases	66,307,027	65,239,510	43,364,324	10,530,063	(72,565,746)
2,275	Contract Cost	35,799,855	55,788,277	58,217,469	106,078,234	168,539,828
1,062	FOM	136,950,000	168,317,000	153,930,475	161,507,630	157,146,437
1,808	Book Depreciation	217,045,298	220,119,307	221,890,641	222,783,869	210,445,617
460	Taxes	68,073,038	65,879,512	60,761,924	54,414,199	48,547,107
1,091	Capital Charge	155,687,371	150,030,767	137,252,053	122,005,601	107,723,330
746	Other Fixed Charges	49,718,063	51,845,421	54,067,135	55,777,564	57,217,203
11,475	Total Revenue Requirement	1,077,502,747	1,093,241,232	1,066,185,115	1,056,353,910	1,008,237,401

*Given high load scenario, Total Portfolio Cost includes additional market capacity purchases. This adjustment is included here.

Attachment 3-A

Portfolio D

NPV (millions of \$)	Category	2018	2019	2020	2021	2022
6,521	Total Portfolio Cost*	450,028,977	437,049,225	438,282,887	443,529,129	433,203,766
3,248	Total Owned Cost	347,922,094	316,021,438	336,701,094	323,256,750	331,183,625
1,286	Net Market Purchases	66,307,027	65,239,510	43,364,324	57,869,238	42,454,703
1,911	Contract Cost	35,799,855	55,788,277	58,217,469	62,403,141	59,565,438
1,102	FOM	136,950,000	168,317,000	153,930,475	161,507,630	157,146,437
1,919	Book Depreciation	217,045,298	220,119,307	221,890,641	222,783,869	210,445,617
546	Taxes	68,073,038	65,879,512	60,761,924	54,414,199	48,547,107
1,263	Capital Charge	155,687,371	150,030,767	137,252,053	122,005,601	107,723,330
746	Other Fixed Charges	49,718,063	51,845,421	54,067,135	55,777,564	57,217,203
12,097	Total Revenue Requirement	1,077,502,747	1,093,241,232	1,066,185,115	1,060,017,992	1,014,283,460

*Given high load scenario, Total Portfolio Cost includes additional market capacity purchases. This adjustment is included here.

Portfolio E

NPV (millions of \$)	Category	2018	2019	2020	2021	2022
4,970	Total Portfolio Cost*	450,028,977	437,049,225	407,294,129	381,102,652	365,884,555
3,248	Total Owned Cost	347,922,094	316,021,438	336,701,094	323,256,750	331,183,625
455	Net Market Purchases	66,307,027	65,239,510	12,375,566	(29,719,496)	(71,703,367)
1,191	Contract Cost	35,799,855	55,788,277	58,217,469	87,565,398	106,404,297
1,519	FOM	136,950,000	168,317,000	180,846,611	188,989,005	185,204,921
2,151	Book Depreciation	217,045,298	220,119,307	233,661,824	234,795,815	222,703,382
732	Taxes	68,073,038	65,879,512	67,740,788	68,272,468	62,203,294
1,637	Capital Charge	155,687,371	150,030,767	151,252,143	149,806,255	135,118,594
746	Other Fixed Charges	49,718,063	51,845,421	54,067,135	55,777,564	57,217,203
11,756	Total Revenue Requirement	1,077,502,747	1,093,241,232	1,094,862,631	1,078,743,759	1,028,331,948

*Given high load scenario, Total Portfolio Cost includes additional market capacity purchases. This adjustment is included here.

Attachment 3-A

Portfolio F

NPV (millions of \$)	Category	2018	2019	2020	2021	2022
4,876	<i>Total Portfolio Cost*</i>	450,028,977	437,049,225	407,294,129	381,102,652	365,884,555
2,398	<i>Total Owned Cost</i>	347,922,094	316,021,438	336,701,094	323,256,750	331,183,625
874	<i>Net Market Purchases</i>	66,307,027	65,239,510	12,375,566	(29,719,496)	(71,703,367)
1,529	<i>Contract Cost</i>	35,799,855	55,788,277	58,217,469	87,565,398	106,404,297
1,557	<i>FOM</i>	136,950,000	168,317,000	180,846,611	188,989,005	185,204,921
2,110	<i>Book Depreciation</i>	217,045,298	220,119,307	233,661,824	234,795,815	222,703,382
708	<i>Taxes</i>	68,073,038	65,879,512	67,740,788	68,272,468	62,203,294
1,588	<i>Capital Charge</i>	155,687,371	150,030,767	151,252,143	149,806,255	135,118,594
746	<i>Other Fixed Charges</i>	49,718,063	51,845,421	54,067,135	55,777,564	57,217,203
11,585	<i>Total Revenue Requirement</i>	1,077,502,747	1,093,241,232	1,094,862,631	1,078,743,759	1,028,331,948

*Given high load scenario, Total Portfolio Cost includes additional market capacity purchases. This adjustment is included here.

Attachment 3-A

BASE CASE

Portfolio A

NPV (millions of \$)	Category	2023	2024	2025	2026	2027
7,716	Total Portfolio Cost	561,751,826	627,865,434	651,945,891	751,296,954	771,376,603
2,566	Total Owned Cost	248,612,750	169,153,594	165,138,781	213,633,422	221,828,344
2,626	Net Market Purchases	116,159,217	152,554,684	174,682,797	186,419,720	206,030,040
2,524	Contract Cost	196,979,859	306,157,156	312,124,313	351,243,813	343,518,219
1,080	FOM	164,448,267	47,137,425	72,043,678	53,061,806	52,812,720
1,837	Book Depreciation	174,126,839	172,894,820	173,337,117	174,299,575	170,011,651
478	Taxes	38,086,291	28,872,679	26,444,668	24,045,488	21,017,734
1,128	Capital Charge	101,579,022	94,982,986	81,692,343	68,945,383	56,193,696
746	Other Fixed Charges	58,719,905	57,891,294	59,486,350	61,084,063	62,730,370
12,985	Total Revenue Requirement	1,098,712,151	1,029,644,637	1,064,950,045	1,132,733,268	1,134,142,774

Portfolio B

NPV (millions of \$)	Category	2023	2024	2025	2026	2027
6,477	Total Portfolio Cost	515,787,839	555,995,180	570,994,116	637,326,162	651,905,566
2,566	Total Owned Cost	248,612,750	169,153,594	165,138,781	213,633,422	221,828,344
1,759	Net Market Purchases	6,073,281	79,752,275	101,078,059	107,822,504	114,451,924
2,152	Contract Cost	261,102,906	307,090,781	304,778,750	315,871,688	315,626,750
1,128	FOM	164,448,267	47,137,425	72,043,678	53,061,806	52,812,720
1,909	Book Depreciation	174,126,839	172,894,820	173,337,117	174,299,575	170,011,651
532	Taxes	38,086,291	28,872,679	26,444,668	24,045,488	21,017,734
1,235	Capital Charge	101,579,022	94,982,986	81,692,343	68,945,383	56,193,696
746	Other Fixed Charges	58,719,905	57,891,294	59,486,350	61,084,063	62,730,370
12,028	Total Revenue Requirement	1,052,748,164	957,774,384	983,998,271	1,018,762,476	1,014,671,738

Portfolio C

NPV (millions of \$)	Category	2023	2024	2025	2026	2027
6,601	Total Portfolio Cost	505,516,792	535,778,473	548,093,527	609,389,822	623,390,914
2,566	Total Owned Cost	248,612,750	169,153,594	165,138,781	213,633,422	221,828,344
1,761	Net Market Purchases	3,329,875	76,592,350	96,175,906	108,394,320	112,047,678
2,275	Contract Cost	253,575,266	290,034,000	286,780,313	287,363,531	289,516,344
1,062	FOM	164,448,267	47,137,425	72,043,678	53,061,806	52,812,720
1,808	Book Depreciation	174,126,839	172,894,820	173,337,117	174,299,575	170,011,651
460	Taxes	38,086,291	28,872,679	26,444,668	24,045,488	21,017,734
1,091	Capital Charge	101,579,022	94,982,986	81,692,343	68,945,383	56,193,696
746	Other Fixed Charges	58,719,905	57,891,294	59,486,350	61,084,063	62,730,370
11,769	Total Revenue Requirement	1,042,477,117	937,557,677	961,097,681	990,826,136	986,157,085

Attachment 3-A

Portfolio D

NPV (millions of \$)	Category	2023	2024	2025	2026	2027
7,380	Total Portfolio Cost	520,867,137	557,812,664	584,659,633	674,456,371	692,275,012
3,529	Total Owned Cost	294,722,906	258,986,672	262,122,172	332,836,844	334,564,031
1,753	Net Market Purchases	75,546,543	77,376,648	95,501,820	88,049,965	109,818,887
2,098	Contract Cost	150,597,688	221,449,344	227,035,641	253,569,563	247,892,094
1,102	FOM	172,032,655	54,881,085	79,949,955	61,134,115	61,054,548
1,919	Book Depreciation	194,292,352	193,132,736	193,648,956	194,686,889	190,476,027
546	Taxes	50,029,401	52,269,979	48,879,793	45,548,511	41,616,404
1,263	Capital Charge	125,537,735	141,919,605	126,698,771	112,081,951	97,516,068
746	Other Fixed Charges	58,719,905	57,891,294	59,486,350	61,084,063	62,730,370
12,956	Total Revenue Requirement	1,121,479,186	1,057,907,364	1,093,323,458	1,148,991,901	1,145,668,429

Portfolio E

NPV (millions of \$)	Category	2023	2024	2025	2026	2027
5,334	Total Portfolio Cost	389,302,797	385,743,281	404,403,742	460,476,813	472,687,094
3,529	Total Owned Cost	294,722,906	258,986,672	262,122,172	332,836,844	334,564,031
614	Net Market Purchases	(32,655,758)	(8,511,641)	8,651,273	(7,052,938)	2,269,578
1,191	Contract Cost	127,235,648	135,268,250	133,630,297	134,692,906	135,853,484
1,519	FOM	210,967,251	94,633,308	120,536,974	102,573,462	103,364,120
2,151	Book Depreciation	218,206,572	217,402,598	218,281,928	219,690,597	215,858,255
732	Taxes	70,239,427	78,852,963	74,891,617	70,980,994	66,461,609
1,637	Capital Charge	166,080,460	195,246,929	178,880,309	163,101,288	147,357,284
746	Other Fixed Charges	58,719,905	57,891,294	59,486,350	61,084,063	62,730,370
12,121	Total Revenue Requirement	1,113,516,412	1,029,770,374	1,056,480,920	1,077,907,216	1,068,458,733

Portfolio F

NPV (millions of \$)	Category	2023	2024	2025	2026	2027
5,054	Total Portfolio Cost	381,628,836	369,999,125	382,898,445	433,411,539	444,285,258
2,566	Total Owned Cost	248,612,750	169,153,594	165,138,781	213,633,422	221,828,344
959	Net Market Purchases	(22,565,477)	18,970,938	37,855,820	39,045,930	40,797,664
1,529	Contract Cost	155,581,563	181,874,594	179,903,844	180,732,188	181,659,250
1,557	FOM	215,689,175	99,454,392	125,459,301	107,599,157	108,495,355
2,110	Book Depreciation	213,503,046	212,744,561	213,670,335	215,126,423	211,342,496
708	Taxes	67,463,499	73,543,050	70,048,382	66,571,324	62,454,823
1,588	Capital Charge	160,511,753	184,594,873	169,164,440	154,255,181	139,319,391
746	Other Fixed Charges	58,719,905	57,891,294	59,486,350	61,084,063	62,730,370
11,763	Total Revenue Requirement	1,097,516,213	998,227,295	1,020,727,253	1,038,047,686	1,028,627,694

Attachment 3-A

Portfolio F - No Wind

NPV (millions of \$)	Category	2023	2024	2025	2026	2027
6,158	Total Portfolio Cost	458,202,762	444,568,141	459,398,391	535,140,242	550,895,492
2,566	Total Owned Cost	248,612,750	169,153,594	165,138,781	213,633,422	221,828,344
2,416	Net Market Purchases	95,646,973	131,965,609	152,679,719	179,141,570	185,817,852
1,176	Contract Cost	113,943,039	143,448,938	141,579,891	142,365,250	143,249,297
1,270	FOM	191,176,312	74,426,759	99,906,088	81,509,327	81,857,639
2,015	Book Depreciation	206,653,764	205,678,390	206,382,722	207,612,716	203,597,948
633	Taxes	57,371,013	66,927,636	63,467,283	60,029,145	55,956,048
1,438	Capital Charge	140,265,522	171,323,889	155,962,295	141,131,113	126,282,395
746	Other Fixed Charges	58,719,905	57,891,294	59,486,350	61,084,063	62,730,370
12,260	Total Revenue Requirement	1,112,389,279	1,020,816,109	1,044,603,128	1,086,506,605	1,081,319,892

AGGRESSIVE ENVIRONMENTAL REGULATION

Portfolio A

NPV (millions of \$)	Category	2023	2024	2025	2026	2027
9,207	Total Portfolio Cost	571,764,895	645,614,514	675,155,798	912,518,643	944,606,191
2,871	Total Owned Cost	251,885,578	169,738,391	161,510,344	276,074,875	289,009,813
3,435	Net Market Purchases	121,893,176	169,357,186	201,251,110	237,713,455	267,792,723
2,901	Contract Cost	197,986,141	306,518,938	312,394,344	398,730,313	387,803,656
1,080	FOM	164,448,267	47,137,425	72,043,678	53,061,806	52,812,720
1,837	Book Depreciation	174,126,839	172,894,820	173,337,117	174,299,575	170,011,651
478	Taxes	38,086,291	28,872,679	26,444,668	24,045,488	21,017,734
1,128	Capital Charge	101,579,022	94,982,986	81,692,343	68,945,383	56,193,696
746	Other Fixed Charges	58,719,905	57,891,294	59,486,350	61,084,063	62,730,370
14,476	Total Revenue Requirement	1,108,725,219	1,047,393,717	1,088,159,953	1,293,954,956	1,307,372,363

Portfolio B

NPV (millions of \$)	Category	2023	2024	2025	2026	2027
7,397	Total Portfolio Cost	520,197,449	564,451,561	582,476,536	742,643,105	765,615,384
2,871	Total Owned Cost	251,885,578	169,738,391	161,510,344	276,074,875	289,009,813
2,360	Net Market Purchases	7,024,688	88,345,641	116,686,416	141,195,869	151,940,336
2,166	Contract Cost	261,288,281	306,369,000	304,281,250	325,373,813	324,666,688
1,128	FOM	164,448,267	47,137,425	72,043,678	53,061,806	52,812,720
1,909	Book Depreciation	174,126,839	172,894,820	173,337,117	174,299,575	170,011,651
532	Taxes	38,086,291	28,872,679	26,444,668	24,045,488	21,017,734
1,235	Capital Charge	101,579,022	94,982,986	81,692,343	68,945,383	56,193,696
746	Other Fixed Charges	58,719,905	57,891,294	59,486,350	61,084,063	62,730,370
12,948	Total Revenue Requirement	1,057,157,773	966,230,764	995,480,691	1,124,079,419	1,128,381,556

Attachment 3-A

Portfolio C

NPV (millions of \$)	Category	2023	2024	2025	2026	2027
7,507	Total Portfolio Cost	508,944,660	541,892,264	556,662,661	703,829,463	725,518,244
2,871	Total Owned Cost	251,885,578	169,738,391	161,510,344	276,074,875	289,009,813
2,360	Net Market Purchases	3,484,914	82,121,344	108,373,479	140,392,508	146,993,539
2,275	Contract Cost	253,575,266	290,034,000	286,780,313	287,363,531	289,516,344
1,062	FOM	164,448,267	47,137,425	72,043,678	53,061,806	52,812,720
1,808	Book Depreciation	174,126,839	172,894,820	173,337,117	174,299,575	170,011,651
460	Taxes	38,086,291	28,872,679	26,444,668	24,045,488	21,017,734
1,091	Capital Charge	101,579,022	94,982,986	81,692,343	68,945,383	56,193,696
746	Other Fixed Charges	58,719,905	57,891,294	59,486,350	61,084,063	62,730,370
12,675	Total Revenue Requirement	1,045,904,984	943,671,468	969,666,816	1,085,265,777	1,088,284,416

Portfolio D

NPV (millions of \$)	Category	2023	2024	2025	2026	2027
8,850	Total Portfolio Cost	530,952,602	576,282,406	608,993,102	827,097,930	857,080,391
4,121	Total Owned Cost	299,128,344	260,933,141	258,545,375	423,131,656	429,510,844
2,300	Net Market Purchases	80,479,383	92,913,797	122,713,398	115,812,305	147,574,391
2,428	Contract Cost	151,344,875	222,435,469	227,734,328	288,153,969	279,995,156
1,102	FOM	172,032,655	54,881,085	79,949,955	61,134,115	61,054,548
1,919	Book Depreciation	194,292,352	193,132,736	193,648,956	194,686,889	190,476,027
546	Taxes	50,029,401	52,269,979	48,879,793	45,548,511	41,616,404
1,263	Capital Charge	125,537,735	141,919,605	126,698,771	112,081,951	97,516,068
746	Other Fixed Charges	58,719,905	57,891,294	59,486,350	61,084,063	62,730,370
14,426	Total Revenue Requirement	1,131,564,650	1,076,377,106	1,117,656,927	1,301,633,459	1,310,473,808

Portfolio E

NPV (millions of \$)	Category	2023	2024	2025	2026	2027
6,184	Total Portfolio Cost	394,059,414	395,101,563	417,242,707	556,648,852	577,414,188
4,121	Total Owned Cost	299,128,344	260,933,141	258,545,375	423,131,656	429,510,844
871	Net Market Purchases	(32,304,578)	(1,099,828)	25,067,035	(1,175,711)	12,049,859
1,191	Contract Cost	127,235,648	135,268,250	133,630,297	134,692,906	135,853,484
1,519	FOM	210,967,251	94,633,308	120,536,974	102,573,462	103,364,120
2,151	Book Depreciation	218,206,572	217,402,598	218,281,928	219,690,597	215,858,255
732	Taxes	70,239,427	78,852,963	74,891,617	70,980,994	66,461,609
1,637	Capital Charge	166,080,460	195,246,929	178,880,309	163,101,288	147,357,284
746	Other Fixed Charges	58,719,905	57,891,294	59,486,350	61,084,063	62,730,370
12,970	Total Revenue Requirement	1,118,273,029	1,039,128,655	1,069,319,885	1,174,079,255	1,173,185,827

Attachment 3-A

Portfolio F

NPV (millions of \$)	Category	2023	2024	2025	2026	2027
5,715	Total Portfolio Cost	384,335,273	374,210,867	389,086,547	511,373,938	529,013,469
2,871	Total Owned Cost	251,885,578	169,738,391	161,510,344	276,074,875	289,009,813
1,314	Net Market Purchases	(23,131,867)	22,597,883	47,672,359	54,566,875	58,344,406
1,529	Contract Cost	155,581,563	181,874,594	179,903,844	180,732,188	181,659,250
1,557	FOM	215,689,175	99,454,392	125,459,301	107,599,157	108,495,355
2,110	Book Depreciation	213,503,046	212,744,561	213,670,335	215,126,423	211,342,496
708	Taxes	67,463,499	73,543,050	70,048,382	66,571,324	62,454,823
1,588	Capital Charge	160,511,753	184,594,873	169,164,440	154,255,181	139,319,391
746	Other Fixed Charges	58,719,905	57,891,294	59,486,350	61,084,063	62,730,370
12,424	Total Revenue Requirement	1,100,222,651	1,002,439,037	1,026,915,354	1,116,010,085	1,113,355,905

CHALLENGED ECONOMY

Portfolio A

NPV (millions of \$)	Category	2023	2024	2025	2026	2027
4,227	Total Portfolio Cost	350,047,664	399,084,609	412,794,238	412,527,098	416,011,816
2,379	Total Owned Cost	242,790,938	167,059,219	163,527,078	168,490,656	171,408,422
-415	Net Market Purchases	(87,498,508)	(71,940,516)	(64,290,746)	(71,604,527)	(63,651,980)
2,264	Contract Cost	194,755,234	303,965,906	313,557,906	315,640,969	308,255,375
1,080	FOM	164,448,267	47,137,425	72,043,678	53,061,806	52,812,720
1,837	Book Depreciation	174,126,839	172,894,820	173,337,117	174,299,575	170,011,651
478	Taxes	38,086,291	28,872,679	26,444,668	24,045,488	21,017,734
1,128	Capital Charge	101,579,022	94,982,986	81,692,343	68,945,383	56,193,696
746	Other Fixed Charges	58,719,905	57,891,294	59,486,350	61,084,063	62,730,370
9,496	Total Revenue Requirement	887,007,989	800,863,813	825,798,393	793,963,411	778,777,988

Attachment 3-A

Portfolio B

NPV (millions of \$)	Category	2023	2024	2025	2026	2027
3,434	Total Portfolio Cost	311,500,160	338,869,849	345,395,399	343,007,345	344,601,711
2,379	Total Owned Cost	242,790,938	167,059,219	163,527,078	168,490,656	171,408,422
-1,086	Net Market Purchases	(191,766,273)	(135,370,243)	(123,960,237)	(133,547,392)	(134,248,884)
2,141	Contract Cost	260,476,594	307,182,344	305,830,031	308,065,531	307,443,625
1,128	FOM	164,448,267	47,137,425	72,043,678	53,061,806	52,812,720
1,909	Book Depreciation	174,126,839	172,894,820	173,337,117	174,299,575	170,011,651
532	Taxes	38,086,291	28,872,679	26,444,668	24,045,488	21,017,734
1,235	Capital Charge	101,579,022	94,982,986	81,692,343	68,945,383	56,193,696
746	Other Fixed Charges	58,719,905	57,891,294	59,486,350	61,084,063	62,730,370
8,985	Total Revenue Requirement	848,460,484	740,649,053	758,399,553	724,443,658	707,367,883

Portfolio C

NPV (millions of \$)	Category	2023	2024	2025	2026	2027
3,573	Total Portfolio Cost	302,630,651	321,605,886	325,935,819	323,689,230	325,300,583
2,379	Total Owned Cost	242,790,938	167,059,219	163,527,078	168,490,656	171,408,422
-1,081	Net Market Purchases	(193,734,454)	(135,485,862)	(124,370,099)	(132,163,506)	(135,622,731)
2,275	Contract Cost	253,575,266	290,034,000	286,780,313	287,363,531	289,516,344
1,062	FOM	164,448,267	47,137,425	72,043,678	53,061,806	52,812,720
1,808	Book Depreciation	174,126,839	172,894,820	173,337,117	174,299,575	170,011,651
460	Taxes	38,086,291	28,872,679	26,444,668	24,045,488	21,017,734
1,091	Capital Charge	101,579,022	94,982,986	81,692,343	68,945,383	56,193,696
746	Other Fixed Charges	58,719,905	57,891,294	59,486,350	61,084,063	62,730,370
8,740	Total Revenue Requirement	839,590,975	723,385,090	738,939,973	705,125,544	688,066,754

Attachment 3-A

Portfolio D

NPV (millions of \$)	Category	2023	2024	2025	2026	2027
3,887	<i>Total Portfolio Cost</i>	308,995,043	327,895,359	343,845,777	341,855,898	343,697,430
3,145	<i>Total Owned Cost</i>	287,680,969	255,673,203	261,911,219	264,426,313	262,995,375
-1,129	<i>Net Market Purchases</i>	(127,828,957)	(147,149,656)	(145,448,926)	(150,839,945)	(142,538,086)
1,871	<i>Contract Cost</i>	149,143,031	219,371,813	227,383,484	228,269,531	223,240,141
1,102	<i>FOM</i>	172,032,655	54,881,085	79,949,955	61,134,115	61,054,548
1,919	<i>Book Depreciation</i>	194,292,352	193,132,736	193,648,956	194,686,889	190,476,027
546	<i>Taxes</i>	50,029,401	52,269,979	48,879,793	45,548,511	41,616,404
1,263	<i>Capital Charge</i>	125,537,735	141,919,605	126,698,771	112,081,951	97,516,068
746	<i>Other Fixed Charges</i>	58,719,905	57,891,294	59,486,350	61,084,063	62,730,370
9,463	<i>Total Revenue Requirement</i>	909,607,092	827,990,059	852,509,602	816,391,428	797,090,847

Portfolio E

NPV (millions of \$)	Category	2023	2024	2025	2026	2027
2,315	<i>Total Portfolio Cost</i>	184,533,274	167,228,682	176,780,729	172,531,016	172,429,197
3,145	<i>Total Owned Cost</i>	287,680,969	255,673,203	261,911,219	264,426,313	262,995,375
-2,021	<i>Net Market Purchases</i>	(230,383,343)	(223,712,771)	(218,760,786)	(226,588,203)	(226,419,662)
1,191	<i>Contract Cost</i>	127,235,648	135,268,250	133,630,297	134,692,906	135,853,484
1,519	<i>FOM</i>	210,967,251	94,633,308	120,536,974	102,573,462	103,364,120
2,151	<i>Book Depreciation</i>	218,206,572	217,402,598	218,281,928	219,690,597	215,858,255
732	<i>Taxes</i>	70,239,427	78,852,963	74,891,617	70,980,994	66,461,609
1,637	<i>Capital Charge</i>	166,080,460	195,246,929	178,880,309	163,101,288	147,357,284
746	<i>Other Fixed Charges</i>	58,719,905	57,891,294	59,486,350	61,084,063	62,730,370
9,102	<i>Total Revenue Requirement</i>	908,746,890	811,255,774	828,857,907	789,961,419	768,200,837

Attachment 3-A

Portfolio F

NPV (millions of \$)	Category	2023	2024	2025	2026	2027
2,196	Total Portfolio Cost	179,824,342	158,125,158	163,237,637	160,133,473	159,742,707
2,379	Total Owned Cost	242,790,938	167,059,219	163,527,078	168,490,656	171,408,422
-1,712	Net Market Purchases	(218,548,158)	(190,808,654)	(180,193,285)	(189,089,371)	(193,324,965)
1,529	Contract Cost	155,581,563	181,874,594	179,903,844	180,732,188	181,659,250
1,557	FOM	215,689,175	99,454,392	125,459,301	107,599,157	108,495,355
2,110	Book Depreciation	213,503,046	212,744,561	213,670,335	215,126,423	211,342,496
708	Taxes	67,463,499	73,543,050	70,048,382	66,571,324	62,454,823
1,588	Capital Charge	160,511,753	184,594,873	169,164,440	154,255,181	139,319,391
746	Other Fixed Charges	58,719,905	57,891,294	59,486,350	61,084,063	62,730,370
8,905	Total Revenue Requirement	895,711,719	786,353,328	801,066,444	764,769,620	744,085,143

BOOMING ECONOMY/ ABUNDANT NATURAL GAS

Portfolio A

NPV (millions of \$)	Category	2023	2024	2025	2026	2027
6,898	Total Portfolio Cost*	490,585,332	536,906,512	551,327,037	636,561,634	657,993,403
2,398	Total Owned Cost	223,569,266	154,765,391	151,338,156	189,421,547	202,772,875
2,117	Net Market Purchases	77,403,572	89,150,911	97,867,052	127,704,692	136,202,669
2,308	Contract Cost	186,649,672	289,224,844	298,484,500	315,563,906	314,194,063
1,080	FOM	164,448,267	47,137,425	72,043,678	53,061,806	52,812,720
1,837	Book Depreciation	174,126,839	172,894,820	173,337,117	174,299,575	170,011,651
478	Taxes	38,086,291	28,872,679	26,444,668	24,045,488	21,017,734
1,128	Capital Charge	101,579,022	94,982,986	81,692,343	68,945,383	56,193,696
746	Other Fixed Charges	58,719,905	57,891,294	59,486,350	61,084,063	62,730,370
12,167	Total Revenue Requirement	1,027,545,656	938,685,715	964,331,192	1,017,997,948	1,020,759,575

*Given high load scenario, Total Portfolio Cos

Attachment 3-A

Portfolio B

NPV (millions of \$)	Category	2023	2024	2025	2026	2027
6,148	Total Portfolio Cost*	476,479,439	507,651,917	517,322,252	579,677,362	597,901,529
2,398	Total Owned Cost	223,569,266	154,765,391	151,338,156	189,421,547	202,772,875
1,535	Net Market Purchases	(9,356,938)	44,239,637	57,376,244	76,689,266	80,279,670
2,141	Contract Cost	259,104,953	304,664,906	304,774,781	309,503,844	309,804,844
1,128	FOM	164,448,267	47,137,425	72,043,678	53,061,806	52,812,720
1,909	Book Depreciation	174,126,839	172,894,820	173,337,117	174,299,575	170,011,651
532	Taxes	38,086,291	28,872,679	26,444,668	24,045,488	21,017,734
1,235	Capital Charge	101,579,022	94,982,986	81,692,343	68,945,383	56,193,696
746	Other Fixed Charges	58,719,905	57,891,294	59,486,350	61,084,063	62,730,370
11,699	Total Revenue Requirement	1,013,439,763	909,431,121	930,326,406	961,113,676	960,667,701

*Given high load scenario, Total Portfolio Cos

Portfolio C

NPV (millions of \$)	Category	2023	2024	2025	2026	2027
6,307	Total Portfolio Cost*	471,527,847	497,151,134	505,189,978	564,804,805	582,582,745
2,398	Total Owned Cost	223,569,266	154,765,391	151,338,156	189,421,547	202,772,875
1,560	Net Market Purchases	(8,588,430)	48,576,943	63,425,793	84,140,057	85,460,092
2,275	Contract Cost	253,575,266	290,034,000	286,780,313	287,363,531	289,516,344
1,062	FOM	164,448,267	47,137,425	72,043,678	53,061,806	52,812,720
1,808	Book Depreciation	174,126,839	172,894,820	173,337,117	174,299,575	170,011,651
460	Taxes	38,086,291	28,872,679	26,444,668	24,045,488	21,017,734
1,091	Capital Charge	101,579,022	94,982,986	81,692,343	68,945,383	56,193,696
746	Other Fixed Charges	58,719,905	57,891,294	59,486,350	61,084,063	62,730,370
11,475	Total Revenue Requirement	1,008,488,172	898,930,338	918,194,133	946,241,119	945,348,917

*Given high load scenario, Total Portfolio Cos

Attachment 3-A

Portfolio D

NPV (millions of \$)	Category	2023	2024	2025	2026	2027
6,521	Total Portfolio Cost*	450,597,960	466,948,577	482,974,434	562,737,731	582,667,253
3,248	Total Owned Cost	263,719,188	233,593,328	236,928,047	289,011,063	300,730,250
1,286	Net Market Purchases	40,149,668	20,524,617	27,043,582	42,242,031	49,785,395
1,911	Contract Cost	143,014,656	208,247,438	214,625,922	226,890,641	226,496,078
1,102	FOM	172,032,655	54,881,085	79,949,955	61,134,115	61,054,548
1,919	Book Depreciation	194,292,352	193,132,736	193,648,956	194,686,889	190,476,027
546	Taxes	50,029,401	52,269,979	48,879,793	45,548,511	41,616,404
1,263	Capital Charge	125,537,735	141,919,605	126,698,771	112,081,951	97,516,068
746	Other Fixed Charges	58,719,905	57,891,294	59,486,350	61,084,063	62,730,370
12,097	Total Revenue Requirement	1,051,210,009	967,043,277	991,638,259	1,037,273,261	1,036,060,671

*Given high load scenario, Total Portfolio Cos

Portfolio E

NPV (millions of \$)	Category	2023	2024	2025	2026	2027
4,970	Total Portfolio Cost*	349,061,558	336,382,658	348,351,881	403,989,645	420,650,831
3,248	Total Owned Cost	263,719,188	233,593,328	236,928,047	289,011,063	300,730,250
455	Net Market Purchases	(45,362,195)	(36,794,957)	(26,341,758)	(24,072,301)	(21,316,734)
1,191	Contract Cost	127,235,648	135,268,250	133,630,297	134,692,906	135,853,484
1,519	FOM	210,967,251	94,633,308	120,536,974	102,573,462	103,364,120
2,151	Book Depreciation	218,206,572	217,402,598	218,281,928	219,690,597	215,858,255
732	Taxes	70,239,427	78,852,963	74,891,617	70,980,994	66,461,609
1,637	Capital Charge	166,080,460	195,246,929	178,880,309	163,101,288	147,357,284
746	Other Fixed Charges	58,719,905	57,891,294	59,486,350	61,084,063	62,730,370
11,756	Total Revenue Requirement	1,073,275,173	980,409,751	1,000,429,059	1,021,420,048	1,016,422,470

*Given high load scenario, Total Portfolio Cos

Attachment 3-A

Portfolio F

NPV (millions of \$)	Category	2023	2024	2025	2026	2027
4,876	<i>Total Portfolio Cost*</i>	352,121,109	340,618,744	349,691,259	399,661,606	415,223,373
2,398	<i>Total Owned Cost</i>	223,569,266	154,765,391	151,338,156	189,421,547	202,772,875
874	<i>Net Market Purchases</i>	(29,937,422)	273,367	14,866,164	25,689,367	26,028,445
1,529	<i>Contract Cost</i>	155,581,563	181,874,594	179,903,844	180,732,188	181,659,250
1,557	<i>FOM</i>	215,689,175	99,454,392	125,459,301	107,599,157	108,495,355
2,110	<i>Book Depreciation</i>	213,503,046	212,744,561	213,670,335	215,126,423	211,342,496
708	<i>Taxes</i>	67,463,499	73,543,050	70,048,382	66,571,324	62,454,823
1,588	<i>Capital Charge</i>	160,511,753	184,594,873	169,164,440	154,255,181	139,319,391
746	<i>Other Fixed Charges</i>	58,719,905	57,891,294	59,486,350	61,084,063	62,730,370
11,585	<i>Total Revenue Requirement</i>	1,068,008,486	968,846,913	987,520,067	1,004,297,753	999,565,808

*Given high load scenario, Total Portfolio Cos

Attachment 3-A

BASE CASE

Portfolio A

NPV (millions of \$)	Category	2028	2029	2030	2031	2032
7,716	Total Portfolio Cost	753,112,588	703,531,040	704,869,210	721,500,811	736,523,290
2,566	Total Owned Cost	138,119,031	97,007,836	105,495,875	110,955,109	116,071,070
2,626	Net Market Purchases	266,001,057	339,836,017	333,459,679	333,234,139	339,391,438
2,524	Contract Cost	348,992,500	266,687,188	265,913,656	277,311,563	281,060,781
1,080	FOM	67,451,101	36,436,904	38,696,995	38,044,768	39,827,625
1,837	Book Depreciation	174,111,792	180,310,507	120,456,776	120,008,558	73,760,294
478	Taxes	26,460,861	41,107,327	46,123,725	41,688,918	37,893,442
1,128	Capital Charge	69,968,684	101,117,914	105,286,260	92,722,891	82,937,594
746	Other Fixed Charges	64,429,874	63,585,631	65,346,292	67,098,693	68,917,354
12,985	Total Revenue Requirement	1,155,534,900	1,126,089,323	1,080,779,259	1,081,064,639	1,039,859,600

Portfolio B

NPV (millions of \$)	Category	2028	2029	2030	2031	2032
6,477	Total Portfolio Cost	616,756,675	552,963,041	540,491,559	547,889,566	552,603,803
2,566	Total Owned Cost	138,119,031	97,007,836	105,495,875	110,955,109	116,071,070
1,759	Net Market Purchases	178,299,814	230,565,498	213,017,471	214,327,434	213,360,805
2,152	Contract Cost	300,339,281	225,391,141	221,979,641	222,608,453	223,173,344
1,128	FOM	67,790,700	39,817,523	42,148,608	41,568,864	43,425,727
1,909	Book Depreciation	174,961,140	186,038,362	126,219,411	125,806,703	79,594,696
532	Taxes	26,942,922	44,786,304	52,188,517	47,199,678	43,010,532
1,235	Capital Charge	70,935,732	108,498,199	117,452,658	103,777,860	93,202,833
746	Other Fixed Charges	64,429,874	63,585,631	65,346,292	67,098,693	68,917,354
12,028	Total Revenue Requirement	1,021,817,043	995,689,059	943,847,045	933,341,364	880,754,944

Portfolio C

NPV (millions of \$)	Category	2028	2029	2030	2031	2032
6,601	Total Portfolio Cost	586,223,968	564,565,410	573,011,959	580,261,906	584,935,892
2,566	Total Owned Cost	138,119,031	97,007,836	105,495,875	110,955,109	116,071,070
1,761	Net Market Purchases	177,558,826	201,474,727	205,029,793	206,417,539	205,541,457
2,275	Contract Cost	270,547,563	266,084,281	262,487,719	262,890,688	263,324,781
1,062	FOM	67,468,081	28,652,812	30,749,437	29,930,311	31,542,765
1,808	Book Depreciation	173,511,774	167,174,917	107,241,103	106,711,119	60,379,372
460	Taxes	26,120,375	33,349,411	32,069,712	28,947,387	26,070,258
1,091	Capital Charge	69,285,646	85,554,993	77,092,928	67,162,490	59,219,459
746	Other Fixed Charges	64,429,874	63,585,631	65,346,292	67,098,693	68,917,354
11,769	Total Revenue Requirement	987,039,717	942,883,174	885,511,431	880,111,905	831,065,100

Attachment 3-A

Portfolio D

NPV (millions of \$)	Category	2028	2029	2030	2031	2032
7,380	<i>Total Portfolio Cost</i>	668,349,320	653,771,031	675,640,479	691,193,555	706,459,395
3,529	<i>Total Owned Cost</i>	265,259,719	219,605,938	227,268,813	244,461,172	250,550,859
1,753	<i>Net Market Purchases</i>	156,254,992	198,738,828	214,227,244	202,383,258	208,555,051
2,098	<i>Contract Cost</i>	246,834,609	235,426,266	234,144,422	244,349,125	247,353,484
1,102	<i>FOM</i>	77,139,502	35,784,333	38,030,721	37,364,502	39,133,073
1,919	<i>Book Depreciation</i>	194,938,643	184,287,450	124,420,631	123,959,050	77,697,143
546	<i>Taxes</i>	46,342,140	50,667,442	46,237,253	42,684,535	39,251,002
1,263	<i>Capital Charge</i>	109,851,920	120,296,173	105,514,006	94,720,168	85,660,953
746	<i>Other Fixed Charges</i>	64,429,874	63,585,631	65,346,292	67,098,693	68,917,354
12,956	<i>Total Revenue Requirement</i>	1,161,051,400	1,108,392,060	1,055,189,382	1,057,020,502	1,017,118,919

Portfolio E

NPV (millions of \$)	Category	2028	2029	2030	2031	2032
5,334	<i>Total Portfolio Cost</i>	437,526,875	420,459,453	435,092,727	442,181,133	447,835,781
3,529	<i>Total Owned Cost</i>	265,259,719	219,605,938	227,268,813	244,461,172	250,550,859
614	<i>Net Market Purchases</i>	53,925,945	86,927,422	97,555,773	87,009,789	86,700,023
1,191	<i>Contract Cost</i>	118,341,211	113,926,094	110,268,141	110,710,172	110,584,898
1,519	<i>FOM</i>	119,921,568	79,464,822	82,628,500	82,898,835	85,623,627
2,151	<i>Book Depreciation</i>	220,000,941	209,740,053	150,271,737	150,217,027	104,370,535
732	<i>Taxes</i>	70,191,288	73,555,334	68,585,948	64,464,215	60,445,398
1,637	<i>Capital Charge</i>	157,694,976	166,210,883	150,347,050	138,411,729	128,178,393
746	<i>Other Fixed Charges</i>	64,429,874	63,585,631	65,346,292	67,098,693	68,917,354
12,121	<i>Total Revenue Requirement</i>	1,069,765,521	1,013,016,177	952,272,254	945,271,631	895,371,089

Portfolio F

NPV (millions of \$)	Category	2028	2029	2030	2031	2032
5,054	<i>Total Portfolio Cost</i>	406,802,297	392,562,891	404,798,633	410,035,695	412,519,258
2,566	<i>Total Owned Cost</i>	138,119,031	97,007,836	105,495,875	110,955,109	116,071,070
959	<i>Net Market Purchases</i>	104,673,188	136,289,570	143,881,961	143,452,367	141,085,125
1,529	<i>Contract Cost</i>	164,010,078	159,265,484	155,420,797	155,628,219	155,363,063
1,557	<i>FOM</i>	124,209,683	83,842,987	87,098,607	87,462,813	90,283,449
2,110	<i>Book Depreciation</i>	213,919,982	203,699,782	144,273,007	144,260,711	98,457,524
708	<i>Taxes</i>	65,642,463	68,535,580	64,053,580	60,355,259	56,738,382
1,588	<i>Capital Charge</i>	148,569,715	156,140,906	141,254,802	130,168,875	120,741,859
746	<i>Other Fixed Charges</i>	64,429,874	63,585,631	65,346,292	67,098,693	68,917,354
11,763	<i>Total Revenue Requirement</i>	1,023,574,014	968,367,778	906,824,922	899,382,047	847,657,825

Attachment 3-A

Portfolio F - No Wind

NPV (millions of \$)	Category	2028	2029	2030	2031	2032
6,158	Total Portfolio Cost	519,088,156	509,650,883	526,393,383	537,432,391	545,747,758
2,566	Total Owned Cost	138,119,031	97,007,836	105,495,875	110,955,109	116,071,070
2,416	Net Market Purchases	255,557,086	291,873,531	304,007,070	309,422,430	313,075,438
1,176	Contract Cost	125,412,039	120,769,516	116,890,438	117,054,852	116,601,250
1,270	FOM	97,012,574	56,074,739	58,747,225	58,516,053	60,728,807
2,015	Book Depreciation	205,939,746	195,478,907	135,806,440	135,543,293	89,483,986
633	Taxes	59,191,569	62,137,167	57,712,386	54,076,148	50,526,323
1,438	Capital Charge	135,628,773	143,305,242	128,533,923	117,572,539	108,280,036
746	Other Fixed Charges	64,429,874	63,585,631	65,346,292	67,098,693	68,917,354
12,260	Total Revenue Requirement	1,081,290,692	1,030,232,569	972,539,650	970,239,116	923,684,264

AGGRESSIVE ENVIRONMENTAL REGULATION

Portfolio A

NPV (millions of \$)	Category	2028	2029	2030	2031	2032
9,207	Total Portfolio Cost	924,295,737	871,881,126	885,826,865	913,482,074	943,712,771
2,871	Total Owned Cost	174,885,500	124,501,828	134,860,438	139,824,719	151,733,516
3,435	Net Market Purchases	348,823,643	438,902,235	441,842,865	449,644,543	457,653,943
2,901	Contract Cost	400,586,594	308,477,063	309,123,563	324,012,813	334,325,313
1,080	FOM	67,451,101	36,436,904	38,696,995	38,044,768	39,827,625
1,837	Book Depreciation	174,111,792	180,310,507	120,456,776	120,008,558	73,760,294
478	Taxes	26,460,861	41,107,327	46,123,725	41,688,918	37,893,442
1,128	Capital Charge	69,968,684	101,117,914	105,286,260	92,722,891	82,937,594
746	Other Fixed Charges	64,429,874	63,585,631	65,346,292	67,098,693	68,917,354
14,476	Total Revenue Requirement	1,326,718,049	1,294,439,408	1,261,736,914	1,273,045,902	1,247,049,081

Portfolio B

NPV (millions of \$)	Category	2028	2029	2030	2031	2032
7,397	Total Portfolio Cost	720,855,929	646,692,096	638,177,897	651,333,757	663,370,471
2,871	Total Owned Cost	174,885,500	124,501,828	134,860,438	139,824,719	151,733,516
2,360	Net Market Purchases	234,947,912	296,758,154	281,277,652	288,803,516	288,358,121
2,166	Contract Cost	311,023,969	225,433,547	222,041,234	222,706,953	223,280,250
1,128	FOM	67,790,700	39,817,523	42,148,608	41,568,864	43,425,727
1,909	Book Depreciation	174,961,140	186,038,362	126,219,411	125,806,703	79,594,696
532	Taxes	26,942,922	44,786,304	52,188,517	47,199,678	43,010,532
1,235	Capital Charge	70,935,732	108,498,199	117,452,658	103,777,860	93,202,833
746	Other Fixed Charges	64,429,874	63,585,631	65,346,292	67,098,693	68,917,354
12,948	Total Revenue Requirement	1,125,916,297	1,089,418,114	1,041,533,383	1,036,785,555	991,521,612

Attachment 3-A

Portfolio C

NPV (millions of \$)	Category	2028	2029	2030	2031	2032
7,507	<i>Total Portfolio Cost</i>	677,270,158	650,599,797	668,396,963	681,345,738	693,281,885
2,871	<i>Total Owned Cost</i>	174,885,500	124,501,828	134,860,438	139,824,719	151,733,516
2,360	<i>Net Market Purchases</i>	231,838,547	260,015,121	271,050,234	278,631,762	278,225,004
2,275	<i>Contract Cost</i>	270,547,563	266,084,281	262,487,719	262,890,688	263,324,781
1,062	<i>FOM</i>	67,468,081	28,652,812	30,749,437	29,930,311	31,542,765
1,808	<i>Book Depreciation</i>	173,511,774	167,174,917	107,241,103	106,711,119	60,379,372
460	<i>Taxes</i>	26,120,375	33,349,411	32,069,712	28,947,387	26,070,258
1,091	<i>Capital Charge</i>	69,285,646	85,554,993	77,092,928	67,162,490	59,219,459
746	<i>Other Fixed Charges</i>	64,429,874	63,585,631	65,346,292	67,098,693	68,917,354
12,675	<i>Total Revenue Requirement</i>	1,078,085,907	1,028,917,561	980,896,435	981,195,737	939,411,092

Portfolio D

NPV (millions of \$)	Category	2028	2029	2030	2031	2032
8,850	<i>Total Portfolio Cost</i>	829,803,609	816,003,018	855,729,561	881,500,734	911,683,184
4,121	<i>Total Owned Cost</i>	334,921,219	278,508,094	291,486,844	308,830,375	328,576,719
2,300	<i>Net Market Purchases</i>	210,790,266	264,036,893	290,774,186	285,819,734	287,278,434
2,428	<i>Contract Cost</i>	284,092,125	273,458,031	273,468,531	286,850,625	295,828,031
1,102	<i>FOM</i>	77,139,502	35,784,333	38,030,721	37,364,502	39,133,073
1,919	<i>Book Depreciation</i>	194,938,643	184,287,450	124,420,631	123,959,050	77,697,143
546	<i>Taxes</i>	46,342,140	50,667,442	46,237,253	42,684,535	39,251,002
1,263	<i>Capital Charge</i>	109,851,920	120,296,173	105,514,006	94,720,168	85,660,953
746	<i>Other Fixed Charges</i>	64,429,874	63,585,631	65,346,292	67,098,693	68,917,354
14,426	<i>Total Revenue Requirement</i>	1,322,505,689	1,270,624,047	1,235,278,464	1,247,327,682	1,222,342,708

Portfolio E

NPV (millions of \$)	Category	2028	2029	2030	2031	2032
6,184	<i>Total Portfolio Cost</i>	532,067,734	511,333,422	537,264,508	549,691,086	563,072,094
4,121	<i>Total Owned Cost</i>	334,921,219	278,508,094	291,486,844	308,830,375	328,576,719
871	<i>Net Market Purchases</i>	78,805,305	118,899,234	135,509,523	130,150,539	123,910,477
1,191	<i>Contract Cost</i>	118,341,211	113,926,094	110,268,141	110,710,172	110,584,898
1,519	<i>FOM</i>	119,921,568	79,464,822	82,628,500	82,898,835	85,623,627
2,151	<i>Book Depreciation</i>	220,000,941	209,740,053	150,271,737	150,217,027	104,370,535
732	<i>Taxes</i>	70,191,288	73,555,334	68,585,948	64,464,215	60,445,398
1,637	<i>Capital Charge</i>	157,694,976	166,210,883	150,347,050	138,411,729	128,178,393
746	<i>Other Fixed Charges</i>	64,429,874	63,585,631	65,346,292	67,098,693	68,917,354
12,970	<i>Total Revenue Requirement</i>	1,164,306,380	1,103,890,145	1,054,444,035	1,052,781,584	1,010,607,401

Attachment 3-A

Portfolio F

NPV (millions of \$)	Category	2028	2029	2030	2031	2032
5,715	Total Portfolio Cost	478,858,047	460,417,531	482,106,641	491,869,859	500,487,141
2,871	Total Owned Cost	174,885,500	124,501,828	134,860,438	139,824,719	151,733,516
1,314	Net Market Purchases	139,962,469	176,650,219	191,825,406	196,416,922	193,390,563
1,529	Contract Cost	164,010,078	159,265,484	155,420,797	155,628,219	155,363,063
1,557	FOM	124,209,683	83,842,987	87,098,607	87,462,813	90,283,449
2,110	Book Depreciation	213,919,982	203,699,782	144,273,007	144,260,711	98,457,524
708	Taxes	65,642,463	68,535,580	64,053,580	60,355,259	56,738,382
1,588	Capital Charge	148,569,715	156,140,906	141,254,802	130,168,875	120,741,859
746	Other Fixed Charges	64,429,874	63,585,631	65,346,292	67,098,693	68,917,354
12,424	Total Revenue Requirement	1,095,629,764	1,036,222,419	984,132,929	981,216,211	935,625,708

CHALLENGED ECONOMY

Portfolio A

NPV (millions of \$)	Category	2028	2029	2030	2031	2032
4,227	Total Portfolio Cost	392,138,008	337,892,855	325,524,539	324,052,422	323,384,172
2,379	Total Owned Cost	107,817,313	76,855,234	83,894,367	89,014,789	88,073,961
-415	Net Market Purchases	(24,022,961)	25,787,246	9,497,438	(7,418,445)	(5,184,570)
2,264	Contract Cost	308,343,656	235,250,375	232,132,734	242,456,078	240,494,781
1,080	FOM	67,451,101	36,436,904	38,696,995	38,044,768	39,827,625
1,837	Book Depreciation	174,111,792	180,310,507	120,456,776	120,008,558	73,760,294
478	Taxes	26,460,861	41,107,327	46,123,725	41,688,918	37,893,442
1,128	Capital Charge	69,968,684	101,117,914	105,286,260	92,722,891	82,937,594
746	Other Fixed Charges	64,429,874	63,585,631	65,346,292	67,098,693	68,917,354
9,496	Total Revenue Requirement	794,560,320	760,451,138	701,434,588	683,616,250	626,720,482

Attachment 3-A

Portfolio B

NPV (millions of \$)	Category	2028	2029	2030	2031	2032
3,434	<i>Total Portfolio Cost</i>	309,210,488	245,363,172	224,962,092	219,959,199	214,917,611
2,379	<i>Total Owned Cost</i>	107,817,313	76,855,234	83,894,367	89,014,789	88,073,961
-1,086	<i>Net Market Purchases</i>	(90,454,779)	(56,865,973)	(80,888,582)	(91,641,504)	(96,305,184)
2,141	<i>Contract Cost</i>	291,849,406	225,375,344	221,957,734	222,587,344	223,150,250
1,128	<i>FOM</i>	67,790,700	39,817,523	42,148,608	41,568,864	43,425,727
1,909	<i>Book Depreciation</i>	174,961,140	186,038,362	126,219,411	125,806,703	79,594,696
532	<i>Taxes</i>	26,942,922	44,786,304	52,188,517	47,199,678	43,010,532
1,235	<i>Capital Charge</i>	70,935,732	108,498,199	117,452,658	103,777,860	93,202,833
746	<i>Other Fixed Charges</i>	64,429,874	63,585,631	65,346,292	67,098,693	68,917,354
8,985	<i>Total Revenue Requirement</i>	714,270,856	688,089,190	628,317,578	605,410,997	543,068,753

Portfolio C

NPV (millions of \$)	Category	2028	2029	2030	2031	2032
3,573	<i>Total Portfolio Cost</i>	288,911,005	262,806,793	259,168,850	254,100,394	249,070,553
2,379	<i>Total Owned Cost</i>	107,817,313	76,855,234	83,894,367	89,014,789	88,073,961
-1,081	<i>Net Market Purchases</i>	(89,452,418)	(80,131,289)	(87,211,809)	(97,803,652)	(102,326,773)
2,275	<i>Contract Cost</i>	270,547,563	266,084,281	262,487,719	262,890,688	263,324,781
1,062	<i>FOM</i>	67,468,081	28,652,812	30,749,437	29,930,311	31,542,765
1,808	<i>Book Depreciation</i>	173,511,774	167,174,917	107,241,103	106,711,119	60,379,372
460	<i>Taxes</i>	26,120,375	33,349,411	32,069,712	28,947,387	26,070,258
1,091	<i>Capital Charge</i>	69,285,646	85,554,993	77,092,928	67,162,490	59,219,459
746	<i>Other Fixed Charges</i>	64,429,874	63,585,631	65,346,292	67,098,693	68,917,354
8,740	<i>Total Revenue Requirement</i>	689,726,754	641,124,557	571,668,322	553,950,393	495,199,760

Attachment 3-A

Portfolio D

NPV (millions of \$)	Category	2028	2029	2030	2031	2032
3,887	<i>Total Portfolio Cost</i>	314,835,055	292,672,742	296,130,758	293,674,016	293,109,930
3,145	<i>Total Owned Cost</i>	210,205,125	173,801,063	180,508,875	192,904,844	190,516,969
-1,129	<i>Net Market Purchases</i>	(112,931,398)	(87,944,820)	(87,779,461)	(111,858,953)	(107,842,555)
1,871	<i>Contract Cost</i>	217,561,328	206,816,500	203,401,344	212,628,125	210,435,516
1,102	<i>FOM</i>	77,139,502	35,784,333	38,030,721	37,364,502	39,133,073
1,919	<i>Book Depreciation</i>	194,938,643	184,287,450	124,420,631	123,959,050	77,697,143
546	<i>Taxes</i>	46,342,140	50,667,442	46,237,253	42,684,535	39,251,002
1,263	<i>Capital Charge</i>	109,851,920	120,296,173	105,514,006	94,720,168	85,660,953
746	<i>Other Fixed Charges</i>	64,429,874	63,585,631	65,346,292	67,098,693	68,917,354
9,463	<i>Total Revenue Requirement</i>	807,537,134	747,293,771	675,679,661	659,500,963	603,769,454

Portfolio E

NPV (millions of \$)	Category	2028	2029	2030	2031	2032
2,315	<i>Total Portfolio Cost</i>	137,041,221	114,623,348	115,110,365	109,485,492	104,737,227
3,145	<i>Total Owned Cost</i>	210,205,125	173,801,063	180,508,875	192,904,844	190,516,969
-2,021	<i>Net Market Purchases</i>	(191,505,115)	(173,103,809)	(175,666,650)	(194,129,523)	(196,364,641)
1,191	<i>Contract Cost</i>	118,341,211	113,926,094	110,268,141	110,710,172	110,584,898
1,519	<i>FOM</i>	119,921,568	79,464,822	82,628,500	82,898,835	85,623,627
2,151	<i>Book Depreciation</i>	220,000,941	209,740,053	150,271,737	150,217,027	104,370,535
732	<i>Taxes</i>	70,191,288	73,555,334	68,585,948	64,464,215	60,445,398
1,637	<i>Capital Charge</i>	157,694,976	166,210,883	150,347,050	138,411,729	128,178,393
746	<i>Other Fixed Charges</i>	64,429,874	63,585,631	65,346,292	67,098,693	68,917,354
9,102	<i>Total Revenue Requirement</i>	769,279,866	707,180,071	632,289,892	612,575,990	552,272,534

Attachment 3-A

Portfolio F

NPV (millions of \$)	Category	2028	2029	2030	2031	2032
2,196	Total Portfolio Cost	123,852,375	104,082,699	103,951,656	98,015,184	91,641,059
2,379	Total Owned Cost	107,817,313	76,855,234	83,894,367	89,014,789	88,073,961
-1,712	Net Market Purchases	(147,975,016)	(132,038,020)	(135,363,508)	(146,627,824)	(151,795,965)
1,529	Contract Cost	164,010,078	159,265,484	155,420,797	155,628,219	155,363,063
1,557	FOM	124,209,683	83,842,987	87,098,607	87,462,813	90,283,449
2,110	Book Depreciation	213,919,982	203,699,782	144,273,007	144,260,711	98,457,524
708	Taxes	65,642,463	68,535,580	64,053,580	60,355,259	56,738,382
1,588	Capital Charge	148,569,715	156,140,906	141,254,802	130,168,875	120,741,859
746	Other Fixed Charges	64,429,874	63,585,631	65,346,292	67,098,693	68,917,354
8,905	Total Revenue Requirement	740,624,092	679,887,587	605,977,945	587,361,535	526,779,626

BOOMING ECONOMY/ ABUNDANT NATURAL GAS

Portfolio A

NPV (millions of \$)	Category	2028	2029	2030	2031	2032
6,898	Total Portfolio Cost*	632,956,203	595,813,817	602,850,097	621,853,555	643,486,621
2,398	Total Owned Cost	122,092,672	84,906,109	92,063,234	99,290,727	99,996,938
2,117	Net Market Purchases	187,178,801	260,480,609	262,353,423	263,548,563	282,401,254
2,308	Contract Cost	314,205,375	239,628,781	237,148,844	247,341,156	248,730,547
1,080	FOM	67,451,101	36,436,904	38,696,995	38,044,768	39,827,625
1,837	Book Depreciation	174,111,792	180,310,507	120,456,776	120,008,558	73,760,294
478	Taxes	26,460,861	41,107,327	46,123,725	41,688,918	37,893,442
1,128	Capital Charge	69,968,684	101,117,914	105,286,260	92,722,891	82,937,594
746	Other Fixed Charges	64,429,874	63,585,631	65,346,292	67,098,693	68,917,354
12,167	Total Revenue Requirement	1,035,378,515	1,018,372,099	978,760,147	981,417,383	946,822,931

*Given high load scenario, Total Portfolio Cos

Attachment 3-A

Portfolio B

NPV (millions of \$)	Category	2028	2029	2030	2031	2032
6,148	Total Portfolio Cost*	560,220,950	510,025,332	504,728,198	516,901,470	529,727,837
2,398	Total Owned Cost	122,092,672	84,906,109	92,063,234	99,290,727	99,996,938
1,535	Net Market Purchases	133,285,688	188,943,792	179,422,951	183,348,814	194,219,684
2,141	Contract Cost	295,364,688	225,378,547	221,958,844	222,590,250	223,154,750
1,128	FOM	67,790,700	39,817,523	42,148,608	41,568,864	43,425,727
1,909	Book Depreciation	174,961,140	186,038,362	126,219,411	125,806,703	79,594,696
532	Taxes	26,942,922	44,786,304	52,188,517	47,199,678	43,010,532
1,235	Capital Charge	70,935,732	108,498,199	117,452,658	103,777,860	93,202,833
746	Other Fixed Charges	64,429,874	63,585,631	65,346,292	67,098,693	68,917,354
11,699	Total Revenue Requirement	965,281,318	952,751,350	908,083,684	902,353,268	857,878,979

*Given high load scenario, Total Portfolio Cos

Portfolio C

NPV (millions of \$)	Category	2028	2029	2030	2031	2032
6,307	Total Portfolio Cost*	544,053,284	526,156,276	538,512,036	550,442,136	563,208,427
2,398	Total Owned Cost	122,092,672	84,906,109	92,063,234	99,290,727	99,996,938
1,560	Net Market Purchases	141,935,146	164,369,002	172,677,914	176,589,043	187,530,242
2,275	Contract Cost	270,547,563	266,084,281	262,487,719	262,890,688	263,324,781
1,062	FOM	67,468,081	28,652,812	30,749,437	29,930,311	31,542,765
1,808	Book Depreciation	173,511,774	167,174,917	107,241,103	106,711,119	60,379,372
460	Taxes	26,120,375	33,349,411	32,069,712	28,947,387	26,070,258
1,091	Capital Charge	69,285,646	85,554,993	77,092,928	67,162,490	59,219,459
746	Other Fixed Charges	64,429,874	63,585,631	65,346,292	67,098,693	68,917,354
11,475	Total Revenue Requirement	944,869,033	904,474,040	851,011,508	850,292,135	809,337,634

*Given high load scenario, Total Portfolio Cos

Attachment 3-A

Portfolio D

NPV (millions of \$)	Category	2028	2029	2030	2031	2032
6,521	Total Portfolio Cost*	551,807,769	541,689,137	566,137,515	582,227,499	604,599,867
3,248	Total Owned Cost	230,866,938	190,051,984	198,312,359	212,635,453	217,398,141
1,286	Net Market Purchases	91,764,180	130,261,951	148,804,000	141,079,525	157,155,818
1,911	Contract Cost	219,697,297	210,801,156	207,966,359	217,073,891	217,930,656
1,102	FOM	77,139,502	35,784,333	38,030,721	37,364,502	39,133,073
1,919	Book Depreciation	194,938,643	184,287,450	124,420,631	123,959,050	77,697,143
546	Taxes	46,342,140	50,667,442	46,237,253	42,684,535	39,251,002
1,263	Capital Charge	109,851,920	120,296,173	105,514,006	94,720,168	85,660,953
746	Other Fixed Charges	64,429,874	63,585,631	65,346,292	67,098,693	68,917,354
12,097	Total Revenue Requirement	1,044,509,849	996,310,166	945,686,419	948,054,447	915,259,392

*Given high load scenario, Total Portfolio Cos

Portfolio E

NPV (millions of \$)	Category	2028	2029	2030	2031	2032
4,970	Total Portfolio Cost*	382,583,394	369,212,795	386,948,285	396,732,622	410,839,998
3,248	Total Owned Cost	230,866,938	190,051,984	198,312,359	212,635,453	217,398,141
455	Net Market Purchases	23,895,891	54,660,672	67,312,988	61,948,367	70,741,707
1,191	Contract Cost	118,341,211	113,926,094	110,268,141	110,710,172	110,584,898
1,519	FOM	119,921,568	79,464,822	82,628,500	82,898,835	85,623,627
2,151	Book Depreciation	220,000,941	209,740,053	150,271,737	150,217,027	104,370,535
732	Taxes	70,191,288	73,555,334	68,585,948	64,464,215	60,445,398
1,637	Capital Charge	157,694,976	166,210,883	150,347,050	138,411,729	128,178,393
746	Other Fixed Charges	64,429,874	63,585,631	65,346,292	67,098,693	68,917,354
11,756	Total Revenue Requirement	1,014,822,040	961,769,519	904,127,812	899,823,121	858,375,306

*Given high load scenario, Total Portfolio Cos

Attachment 3-A

Portfolio F

NPV (millions of \$)	Category	2028	2029	2030	2031	2032
4,876	<i>Total Portfolio Cost*</i>	376,715,261	364,439,530	379,823,859	389,497,732	400,183,744
2,398	<i>Total Owned Cost</i>	122,092,672	84,906,109	92,063,234	99,290,727	99,996,938
874	<i>Net Market Purchases</i>	81,133,156	109,693,891	121,285,031	123,140,156	132,708,492
1,529	<i>Contract Cost</i>	164,010,078	159,265,484	155,420,797	155,628,219	155,363,063
1,557	<i>FOM</i>	124,209,683	83,842,987	87,098,607	87,462,813	90,283,449
2,110	<i>Book Depreciation</i>	213,919,982	203,699,782	144,273,007	144,260,711	98,457,524
708	<i>Taxes</i>	65,642,463	68,535,580	64,053,580	60,355,259	56,738,382
1,588	<i>Capital Charge</i>	148,569,715	156,140,906	141,254,802	130,168,875	120,741,859
746	<i>Other Fixed Charges</i>	64,429,874	63,585,631	65,346,292	67,098,693	68,917,354
11,585	<i>Total Revenue Requirement</i>	993,486,978	940,244,417	881,850,148	878,844,083	835,322,312

*Given high load scenario, Total Portfolio Cos

Attachment 3-A

BASE CASE

Portfolio A

NPV (millions of \$)	Category	2033	2034	2035	2036	2037
7,716	Total Portfolio Cost	763,796,665	788,980,543	807,232,610	823,117,232	856,613,935
2,566	Total Owned Cost	108,861,391	123,449,398	113,941,070	132,391,719	122,113,250
2,626	Net Market Purchases	372,545,430	372,974,082	404,306,353	386,711,764	431,174,653
2,524	Contract Cost	282,389,844	292,557,063	288,985,188	304,013,750	303,326,031
1,080	FOM	39,724,978	42,179,249	44,771,521	46,778,036	46,746,245
1,837	Book Depreciation	69,867,682	70,830,858	73,679,777	73,577,470	73,913,310
478	Taxes	34,801,994	32,733,061	33,897,488	34,552,877	32,295,854
1,128	Capital Charge	76,030,355	71,183,497	72,822,987	73,441,311	68,217,134
746	Other Fixed Charges	70,792,925	72,700,910	74,665,729	76,693,061	78,271,191
12,985	Total Revenue Requirement	1,055,014,599	1,078,608,117	1,107,070,113	1,128,159,987	1,156,057,668

Portfolio B

NPV (millions of \$)	Category	2033	2034	2035	2036	2037
6,477	Total Portfolio Cost	548,522,663	549,416,920	568,634,627	621,435,587	649,687,201
2,566	Total Owned Cost	108,861,391	123,449,398	113,941,070	132,391,719	122,113,250
1,759	Net Market Purchases	219,384,398	207,169,195	236,383,418	311,206,910	368,373,324
2,152	Contract Cost	220,278,297	218,799,734	218,311,531	177,838,359	159,202,000
1,128	FOM	48,361,237	50,996,869	51,055,954	56,751,253	58,442,992
1,909	Book Depreciation	83,293,272	84,345,299	83,967,087	89,175,628	92,421,539
532	Taxes	43,876,714	45,369,361	43,708,909	44,987,558	46,734,420
1,235	Capital Charge	94,234,876	96,532,798	92,505,383	94,374,011	97,181,906
746	Other Fixed Charges	70,792,925	72,700,910	74,665,729	76,693,061	78,271,191
12,028	Total Revenue Requirement	889,081,687	899,362,156	914,537,689	983,417,098	1,022,739,249

Portfolio C

NPV (millions of \$)	Category	2033	2034	2035	2036	2037
6,601	Total Portfolio Cost	601,134,480	612,681,892	623,053,166	670,808,391	699,377,580
2,566	Total Owned Cost	108,861,391	123,449,398	113,941,070	132,391,719	122,113,250
1,761	Net Market Purchases	229,138,449	227,801,730	248,349,785	318,262,480	376,062,188
2,275	Contract Cost	263,136,063	261,432,172	260,763,703	220,155,594	201,203,516
1,062	FOM	31,266,136	33,542,771	35,953,677	41,331,829	42,699,760
1,808	Book Depreciation	56,401,524	57,277,674	60,511,248	65,753,945	68,841,219
460	Taxes	23,747,936	22,330,056	24,191,925	28,492,210	30,859,764
1,091	Capital Charge	53,855,141	50,314,342	53,352,950	61,283,189	65,336,237
746	Other Fixed Charges	70,792,925	72,700,910	74,665,729	76,693,061	78,271,191
11,769	Total Revenue Requirement	837,198,142	848,847,645	871,728,695	944,362,625	985,385,750

Attachment 3-A

Portfolio D

NPV (millions of \$)	Category	2033	2034	2035	2036	2037
7,380	<i>Total Portfolio Cost</i>	734,836,170	765,605,727	783,015,488	799,266,164	837,568,109
3,529	<i>Total Owned Cost</i>	242,552,906	268,013,031	254,817,172	287,130,781	277,587,031
1,753	<i>Net Market Purchases</i>	243,897,107	239,605,898	273,339,957	243,891,414	292,491,734
2,098	<i>Contract Cost</i>	248,386,156	257,986,797	254,858,359	268,243,969	267,489,344
1,102	<i>FOM</i>	39,015,841	41,455,220	43,702,766	45,686,837	45,632,130
1,919	<i>Book Depreciation</i>	73,790,602	74,739,555	77,093,533	76,973,010	77,290,251
546	<i>Taxes</i>	36,327,315	34,283,543	34,907,401	34,903,342	32,279,306
1,263	<i>Capital Charge</i>	79,090,255	74,293,873	74,848,943	74,144,369	68,183,937
746	<i>Other Fixed Charges</i>	70,792,925	72,700,910	74,665,729	76,693,061	78,271,191
12,956	<i>Total Revenue Requirement</i>	1,033,853,108	1,063,078,827	1,088,233,859	1,107,666,783	1,139,224,924

Portfolio E

NPV (millions of \$)	Category	2033	2034	2035	2036	2037
5,334	<i>Total Portfolio Cost</i>	466,568,305	485,042,516	495,361,953	500,540,531	526,661,453
3,529	<i>Total Owned Cost</i>	242,552,906	268,013,031	254,817,172	287,130,781	277,587,031
614	<i>Net Market Purchases</i>	113,182,969	107,158,602	130,967,094	104,876,445	140,607,414
1,191	<i>Contract Cost</i>	110,832,430	109,870,883	109,577,688	108,533,305	108,467,008
1,519	<i>FOM</i>	86,482,696	89,918,879	93,184,162	96,207,342	97,213,566
2,151	<i>Book Depreciation</i>	100,888,133	102,270,132	105,066,249	105,397,151	106,175,297
732	<i>Taxes</i>	56,922,041	54,257,863	54,246,569	53,598,599	50,321,708
1,637	<i>Capital Charge</i>	120,404,714	114,363,754	113,644,665	111,648,361	104,378,256
746	<i>Other Fixed Charges</i>	70,792,925	72,700,910	74,665,729	76,693,061	78,271,191
12,121	<i>Total Revenue Requirement</i>	902,058,814	918,554,054	936,169,327	944,085,045	963,021,472

Portfolio F

NPV (millions of \$)	Category	2033	2034	2035	2036	2037
5,054	<i>Total Portfolio Cost</i>	427,324,328	438,623,766	448,575,563	451,159,172	469,995,414
2,566	<i>Total Owned Cost</i>	108,861,391	123,449,398	113,941,070	132,391,719	122,113,250
959	<i>Net Market Purchases</i>	163,179,781	161,086,164	181,026,180	166,345,453	195,853,117
1,529	<i>Contract Cost</i>	155,283,156	154,088,203	153,608,313	152,422,000	152,029,047
1,557	<i>FOM</i>	91,240,375	94,776,469	98,143,761	101,271,093	102,383,656
2,110	<i>Book Depreciation</i>	95,019,335	96,446,476	99,288,684	99,666,644	100,492,837
708	<i>Taxes</i>	53,602,033	51,295,799	51,627,459	51,321,532	48,385,751
1,588	<i>Capital Charge</i>	113,744,545	108,421,647	108,390,548	107,080,405	100,494,591
746	<i>Other Fixed Charges</i>	70,792,925	72,700,910	74,665,729	76,693,061	78,271,191
11,763	<i>Total Revenue Requirement</i>	851,723,541	862,265,067	880,691,745	887,191,907	900,023,440

Attachment 3-A

Portfolio F - No Wind

NPV (millions of \$)	Category	2033	2034	2035	2036	2037
6,158	Total Portfolio Cost	566,300,250	581,714,883	598,219,133	608,018,898	632,174,508
2,566	Total Owned Cost	108,861,391	123,449,398	113,941,070	132,391,719	122,113,250
2,416	Net Market Purchases	340,815,078	342,879,672	369,406,539	362,130,758	396,855,008
1,176	Contract Cost	116,623,781	115,385,813	114,871,523	113,496,422	113,206,250
1,270	FOM	61,065,085	63,967,498	66,687,802	69,154,559	69,592,675
2,015	Book Depreciation	85,784,300	86,944,452	89,514,064	89,613,703	90,155,730
633	Taxes	47,462,101	45,233,175	45,647,433	45,429,503	42,587,234
1,438	Capital Charge	101,427,414	96,259,601	96,394,198	95,260,584	88,862,361
746	Other Fixed Charges	70,792,925	72,700,910	74,665,729	76,693,061	78,271,191
12,260	Total Revenue Requirement	932,832,075	946,820,519	971,128,358	984,170,308	1,001,643,699

AGGRESSIVE ENVIRONMENTAL REGULATION

Portfolio A

NPV (millions of \$)	Category	2033	2034	2035	2036	2037
9,207	Total Portfolio Cost	990,374,801	1,038,723,240	1,074,270,822	1,109,373,346	1,172,315,411
2,871	Total Owned Cost	144,060,688	167,202,625	155,372,406	183,375,219	174,919,531
3,435	Net Market Purchases	505,769,488	514,296,646	564,958,791	544,897,721	610,158,474
2,901	Contract Cost	340,544,625	357,223,969	353,939,625	381,100,406	387,237,406
1,080	FOM	39,724,978	42,179,249	44,771,521	46,778,036	46,746,245
1,837	Book Depreciation	69,867,682	70,830,858	73,679,777	73,577,470	73,913,310
478	Taxes	34,801,994	32,733,061	33,897,488	34,552,877	32,295,854
1,128	Capital Charge	76,030,355	71,183,497	72,822,987	73,441,311	68,217,134
746	Other Fixed Charges	70,792,925	72,700,910	74,665,729	76,693,061	78,271,191
14,476	Total Revenue Requirement	1,281,592,735	1,328,350,815	1,374,108,325	1,414,416,101	1,471,759,144

Portfolio B

NPV (millions of \$)	Category	2033	2034	2035	2036	2037
7,397	Total Portfolio Cost	664,704,589	674,146,474	706,750,780	802,452,637	860,188,346
2,871	Total Owned Cost	144,060,688	167,202,625	155,372,406	183,375,219	174,919,531
2,360	Net Market Purchases	300,367,027	288,145,523	333,068,234	441,240,461	526,068,188
2,166	Contract Cost	220,278,297	218,799,734	218,311,531	177,838,359	159,202,000
1,128	FOM	48,361,237	50,996,869	51,055,954	56,751,253	58,442,992
1,909	Book Depreciation	83,293,272	84,345,299	83,967,087	89,175,628	92,421,539
532	Taxes	43,876,714	45,369,361	43,708,909	44,987,558	46,734,420
1,235	Capital Charge	94,234,876	96,532,798	92,505,383	94,374,011	97,181,906
746	Other Fixed Charges	70,792,925	72,700,910	74,665,729	76,693,061	78,271,191
12,948	Total Revenue Requirement	1,005,263,613	1,024,091,711	1,052,653,841	1,164,434,149	1,233,240,393

Attachment 3-A

Portfolio C

NPV (millions of \$)	Category	2033	2034	2035	2036	2037
7,507	Total Portfolio Cost	720,692,546	744,676,900	765,575,514	854,581,575	913,043,029
2,871	Total Owned Cost	144,060,688	167,202,625	155,372,406	183,375,219	174,919,531
2,360	Net Market Purchases	313,497,219	316,043,512	349,440,797	451,052,164	536,921,355
2,275	Contract Cost	263,136,063	261,432,172	260,763,703	220,155,594	201,203,516
1,062	FOM	31,266,136	33,542,771	35,953,677	41,331,829	42,699,760
1,808	Book Depreciation	56,401,524	57,277,674	60,511,248	65,753,945	68,841,219
460	Taxes	23,747,936	22,330,056	24,191,925	28,492,210	30,859,764
1,091	Capital Charge	53,855,141	50,314,342	53,352,950	61,283,189	65,336,237
746	Other Fixed Charges	70,792,925	72,700,910	74,665,729	76,693,061	78,271,191
12,675	Total Revenue Requirement	956,756,209	980,842,653	1,014,251,043	1,128,135,808	1,199,051,199

Portfolio D

NPV (millions of \$)	Category	2033	2034	2035	2036	2037
8,850	Total Portfolio Cost	959,899,805	1,014,539,906	1,046,838,602	1,082,884,855	1,151,464,520
4,121	Total Owned Cost	323,795,906	362,136,813	350,272,094	398,465,031	395,502,406
2,300	Net Market Purchases	334,792,711	335,564,750	382,594,945	346,021,449	412,107,363
2,428	Contract Cost	301,311,188	316,838,344	313,971,563	338,398,375	343,854,750
1,102	FOM	39,015,841	41,455,220	43,702,766	45,686,837	45,632,130
1,919	Book Depreciation	73,790,602	74,739,555	77,093,533	76,973,010	77,290,251
546	Taxes	36,327,315	34,283,543	34,907,401	34,903,342	32,279,306
1,263	Capital Charge	79,090,255	74,293,873	74,848,943	74,144,369	68,183,937
746	Other Fixed Charges	70,792,925	72,700,910	74,665,729	76,693,061	78,271,191
14,426	Total Revenue Requirement	1,258,916,743	1,312,013,007	1,352,056,973	1,391,285,474	1,453,121,335

Portfolio E

NPV (millions of \$)	Category	2033	2034	2035	2036	2037
6,184	Total Portfolio Cost	594,205,891	626,751,461	645,767,820	660,975,961	705,460,375
4,121	Total Owned Cost	323,795,906	362,136,813	350,272,094	398,465,031	395,502,406
871	Net Market Purchases	159,577,555	154,743,766	185,918,039	153,977,625	201,490,961
1,191	Contract Cost	110,832,430	109,870,883	109,577,688	108,533,305	108,467,008
1,519	FOM	86,482,696	89,918,879	93,184,162	96,207,342	97,213,566
2,151	Book Depreciation	100,888,133	102,270,132	105,066,249	105,397,151	106,175,297
732	Taxes	56,922,041	54,257,863	54,246,569	53,598,599	50,321,708
1,637	Capital Charge	120,404,714	114,363,754	113,644,665	111,648,361	104,378,256
746	Other Fixed Charges	70,792,925	72,700,910	74,665,729	76,693,061	78,271,191
12,970	Total Revenue Requirement	1,029,696,400	1,060,262,999	1,086,575,194	1,104,520,475	1,141,820,394

Attachment 3-A

Portfolio F

NPV (millions of \$)	Category	2033	2034	2035	2036	2037
5,715	Total Portfolio Cost	525,421,844	547,522,797	566,508,016	576,431,625	609,868,484
2,871	Total Owned Cost	144,060,688	167,202,625	155,372,406	183,375,219	174,919,531
1,314	Net Market Purchases	226,078,000	226,231,969	257,527,297	240,634,406	282,919,906
1,529	Contract Cost	155,283,156	154,088,203	153,608,313	152,422,000	152,029,047
1,557	FOM	91,240,375	94,776,469	98,143,761	101,271,093	102,383,656
2,110	Book Depreciation	95,019,335	96,446,476	99,288,684	99,666,644	100,492,837
708	Taxes	53,602,033	51,295,799	51,627,459	51,321,532	48,385,751
1,588	Capital Charge	113,744,545	108,421,647	108,390,548	107,080,405	100,494,591
746	Other Fixed Charges	70,792,925	72,700,910	74,665,729	76,693,061	78,271,191
12,424	Total Revenue Requirement	949,821,056	971,164,099	998,624,198	1,012,464,360	1,039,896,511

CHALLENGED ECONOMY

Portfolio A

NPV (millions of \$)	Category	2033	2034	2035	2036	2037
4,227	Total Portfolio Cost	327,593,781	334,815,898	333,697,922	330,175,672	341,190,055
2,379	Total Owned Cost	82,670,773	93,755,953	86,607,148	97,613,570	95,117,344
-415	Net Market Purchases	5,730,055	(8,680,492)	2,459,133	(18,135,289)	(6,475,039)
2,264	Contract Cost	239,192,953	249,740,438	244,631,641	250,697,391	252,547,750
1,080	FOM	39,724,978	42,179,249	44,771,521	46,778,036	46,746,245
1,837	Book Depreciation	69,867,682	70,830,858	73,679,777	73,577,470	73,913,310
478	Taxes	34,801,994	32,733,061	33,897,488	34,552,877	32,295,854
1,128	Capital Charge	76,030,355	71,183,497	72,822,987	73,441,311	68,217,134
746	Other Fixed Charges	70,792,925	72,700,910	74,665,729	76,693,061	78,271,191
9,496	Total Revenue Requirement	618,811,716	624,443,473	633,535,425	635,218,427	640,633,788

Attachment 3-A

Portfolio B

NPV (millions of \$)	Category	2033	2034	2035	2036	2037
3,434	<i>Total Portfolio Cost</i>	198,177,507	189,435,869	192,553,998	209,174,364	212,842,869
2,379	<i>Total Owned Cost</i>	82,670,773	93,755,953	86,607,148	97,613,570	95,117,344
-1,086	<i>Net Market Purchases</i>	(104,770,141)	(123,118,410)	(112,363,289)	(66,276,164)	(41,475,102)
2,141	<i>Contract Cost</i>	220,278,297	218,799,734	218,311,531	177,838,359	159,202,000
1,128	<i>FOM</i>	48,361,237	50,996,869	51,055,954	56,751,253	58,442,992
1,909	<i>Book Depreciation</i>	83,293,272	84,345,299	83,967,087	89,175,628	92,421,539
532	<i>Taxes</i>	43,876,714	45,369,361	43,708,909	44,987,558	46,734,420
1,235	<i>Capital Charge</i>	94,234,876	96,532,798	92,505,383	94,374,011	97,181,906
746	<i>Other Fixed Charges</i>	70,792,925	72,700,910	74,665,729	76,693,061	78,271,191
8,985	<i>Total Revenue Requirement</i>	538,736,531	539,381,106	538,457,060	571,155,875	585,894,917

Portfolio C

NPV (millions of \$)	Category	2033	2034	2035	2036	2037
3,573	<i>Total Portfolio Cost</i>	248,305,882	247,525,064	243,855,791	256,619,278	260,387,752
2,379	<i>Total Owned Cost</i>	82,670,773	93,755,953	86,607,148	97,613,570	95,117,344
-1,081	<i>Net Market Purchases</i>	(97,499,531)	(107,661,652)	(103,513,668)	(61,148,484)	(35,931,734)
2,275	<i>Contract Cost</i>	263,136,063	261,432,172	260,763,703	220,155,594	201,203,516
1,062	<i>FOM</i>	31,266,136	33,542,771	35,953,677	41,331,829	42,699,760
1,808	<i>Book Depreciation</i>	56,401,524	57,277,674	60,511,248	65,753,945	68,841,219
460	<i>Taxes</i>	23,747,936	22,330,056	24,191,925	28,492,210	30,859,764
1,091	<i>Capital Charge</i>	53,855,141	50,314,342	53,352,950	61,283,189	65,336,237
746	<i>Other Fixed Charges</i>	70,792,925	72,700,910	74,665,729	76,693,061	78,271,191
8,740	<i>Total Revenue Requirement</i>	484,369,544	483,690,817	492,531,320	530,173,512	546,395,922

Attachment 3-A

Portfolio D

NPV (millions of \$)	Category	2033	2034	2035	2036	2037
3,887	<i>Total Portfolio Cost</i>	297,712,445	308,229,938	306,876,461	302,845,828	316,689,336
3,145	<i>Total Owned Cost</i>	183,293,234	205,274,844	193,581,625	209,496,172	208,848,094
-1,129	<i>Net Market Purchases</i>	(94,654,680)	(116,065,500)	(101,198,602)	(126,372,594)	(113,436,211)
1,871	<i>Contract Cost</i>	209,073,891	219,020,594	214,493,438	219,722,250	221,277,453
1,102	<i>FOM</i>	39,015,841	41,455,220	43,702,766	45,686,837	45,632,130
1,919	<i>Book Depreciation</i>	73,790,602	74,739,555	77,093,533	76,973,010	77,290,251
546	<i>Taxes</i>	36,327,315	34,283,543	34,907,401	34,903,342	32,279,306
1,263	<i>Capital Charge</i>	79,090,255	74,293,873	74,848,943	74,144,369	68,183,937
746	<i>Other Fixed Charges</i>	70,792,925	72,700,910	74,665,729	76,693,061	78,271,191
9,463	<i>Total Revenue Requirement</i>	596,729,383	605,703,038	612,094,832	611,246,447	618,346,151

Portfolio E

NPV (millions of \$)	Category	2033	2034	2035	2036	2037
2,315	<i>Total Portfolio Cost</i>	105,283,123	108,660,920	105,097,193	96,729,059	103,897,066
3,145	<i>Total Owned Cost</i>	183,293,234	205,274,844	193,581,625	209,496,172	208,848,094
-2,021	<i>Net Market Purchases</i>	(188,842,541)	(206,484,807)	(198,062,119)	(221,300,418)	(213,418,035)
1,191	<i>Contract Cost</i>	110,832,430	109,870,883	109,577,688	108,533,305	108,467,008
1,519	<i>FOM</i>	86,482,696	89,918,879	93,184,162	96,207,342	97,213,566
2,151	<i>Book Depreciation</i>	100,888,133	102,270,132	105,066,249	105,397,151	106,175,297
732	<i>Taxes</i>	56,922,041	54,257,863	54,246,569	53,598,599	50,321,708
1,637	<i>Capital Charge</i>	120,404,714	114,363,754	113,644,665	111,648,361	104,378,256
746	<i>Other Fixed Charges</i>	70,792,925	72,700,910	74,665,729	76,693,061	78,271,191
9,102	<i>Total Revenue Requirement</i>	540,773,632	542,172,458	545,904,567	540,273,572	540,257,085

Attachment 3-A

Portfolio F

NPV (millions of \$)	Category	2033	2034	2035	2036	2037
2,196	Total Portfolio Cost	90,407,980	89,804,375	86,600,418	77,853,098	80,892,691
2,379	Total Owned Cost	82,670,773	93,755,953	86,607,148	97,613,570	95,117,344
-1,712	Net Market Purchases	(147,545,949)	(158,039,781)	(153,615,043)	(172,182,473)	(166,253,699)
1,529	Contract Cost	155,283,156	154,088,203	153,608,313	152,422,000	152,029,047
1,557	FOM	91,240,375	94,776,469	98,143,761	101,271,093	102,383,656
2,110	Book Depreciation	95,019,335	96,446,476	99,288,684	99,666,644	100,492,837
708	Taxes	53,602,033	51,295,799	51,627,459	51,321,532	48,385,751
1,588	Capital Charge	113,744,545	108,421,647	108,390,548	107,080,405	100,494,591
746	Other Fixed Charges	70,792,925	72,700,910	74,665,729	76,693,061	78,271,191
8,905	Total Revenue Requirement	514,807,193	513,445,677	518,716,601	513,885,833	510,920,718

BOOMING ECONOMY/ ABUNDANT NATURAL GAS

Portfolio A

NPV (millions of \$)	Category	2033	2034	2035	2036	2037
6,898	Total Portfolio Cost*	671,833,996	694,857,928	719,236,340	741,158,395	775,234,082
2,398	Total Owned Cost	97,483,930	110,837,078	105,852,203	116,779,906	116,033,891
2,117	Net Market Purchases	307,704,457	307,525,970	340,385,915	346,454,492	376,536,717
2,308	Contract Cost	253,943,906	263,282,469	261,529,391	265,176,250	268,823,344
1,080	FOM	39,724,978	42,179,249	44,771,521	46,778,036	46,746,245
1,837	Book Depreciation	69,867,682	70,830,858	73,679,777	73,577,470	73,913,310
478	Taxes	34,801,994	32,733,061	33,897,488	34,552,877	32,295,854
1,128	Capital Charge	76,030,355	71,183,497	72,822,987	73,441,311	68,217,134
746	Other Fixed Charges	70,792,925	72,700,910	74,665,729	76,693,061	78,271,191
12,167	Total Revenue Requirement	963,051,931	984,485,502	1,019,073,843	1,046,201,150	1,074,677,816

*Given high load scenario, Total Portfolio Cos

Attachment 3-A

Portfolio B

NPV (millions of \$)	Category	2033	2034	2035	2036	2037
6,148	Total Portfolio Cost*	528,651,932	533,466,329	558,587,572	608,010,301	635,091,747
2,398	Total Owned Cost	97,483,930	110,837,078	105,852,203	116,779,906	116,033,891
1,535	Net Market Purchases	200,231,504	192,588,043	222,956,398	300,786,990	346,145,246
2,141	Contract Cost	220,278,297	218,799,734	218,311,531	177,838,359	159,202,000
1,128	FOM	48,361,237	50,996,869	51,055,954	56,751,253	58,442,992
1,909	Book Depreciation	83,293,272	84,345,299	83,967,087	89,175,628	92,421,539
532	Taxes	43,876,714	45,369,361	43,708,909	44,987,558	46,734,420
1,235	Capital Charge	94,234,876	96,532,798	92,505,383	94,374,011	97,181,906
746	Other Fixed Charges	70,792,925	72,700,910	74,665,729	76,693,061	78,271,191
11,699	Total Revenue Requirement	869,210,957	883,411,566	904,490,633	969,991,813	1,008,143,795

*Given high load scenario, Total Portfolio Cos

Portfolio C

NPV (millions of \$)	Category	2033	2034	2035	2036	2037
6,307	Total Portfolio Cost*	581,725,990	595,620,067	611,346,642	656,358,913	683,665,298
2,398	Total Owned Cost	97,483,930	110,837,078	105,852,203	116,779,906	116,033,891
1,560	Net Market Purchases	208,405,717	210,139,814	233,263,297	306,818,367	352,717,281
2,275	Contract Cost	263,136,063	261,432,172	260,763,703	220,155,594	201,203,516
1,062	FOM	31,266,136	33,542,771	35,953,677	41,331,829	42,699,760
1,808	Book Depreciation	56,401,524	57,277,674	60,511,248	65,753,945	68,841,219
460	Taxes	23,747,936	22,330,056	24,191,925	28,492,210	30,859,764
1,091	Capital Charge	53,855,141	50,314,342	53,352,950	61,283,189	65,336,237
746	Other Fixed Charges	70,792,925	72,700,910	74,665,729	76,693,061	78,271,191
11,475	Total Revenue Requirement	817,789,652	831,785,820	860,022,171	929,913,146	969,673,468

*Given high load scenario, Total Portfolio Cos

Attachment 3-A

Portfolio D

NPV (millions of \$)	Category	2033	2034	2035	2036	2037
6,521	Total Portfolio Cost*	633,114,150	660,314,767	683,981,925	706,157,391	744,263,371
3,248	Total Owned Cost	218,297,469	240,609,703	236,367,594	249,900,234	256,637,766
1,286	Net Market Purchases	179,864,191	175,386,588	206,273,891	210,610,363	237,696,068
1,911	Contract Cost	222,498,328	231,344,813	229,871,609	232,899,047	236,089,406
1,102	FOM	39,015,841	41,455,220	43,702,766	45,686,837	45,632,130
1,919	Book Depreciation	73,790,602	74,739,555	77,093,533	76,973,010	77,290,251
546	Taxes	36,327,315	34,283,543	34,907,401	34,903,342	32,279,306
1,263	Capital Charge	79,090,255	74,293,873	74,848,943	74,144,369	68,183,937
746	Other Fixed Charges	70,792,925	72,700,910	74,665,729	76,693,061	78,271,191
12,097	Total Revenue Requirement	932,131,088	957,787,867	989,200,296	1,014,558,010	1,045,920,186

*Given high load scenario, Total Portfolio Cos

Portfolio E

NPV (millions of \$)	Category	2033	2034	2035	2036	2037
4,970	Total Portfolio Cost*	430,899,712	449,857,538	465,757,613	480,076,536	508,127,670
3,248	Total Owned Cost	218,297,469	240,609,703	236,367,594	249,900,234	256,637,766
455	Net Market Purchases	89,315,652	86,403,289	108,343,500	108,895,250	129,182,766
1,191	Contract Cost	110,832,430	109,870,883	109,577,688	108,533,305	108,467,008
1,519	FOM	86,482,696	89,918,879	93,184,162	96,207,342	97,213,566
2,151	Book Depreciation	100,888,133	102,270,132	105,066,249	105,397,151	106,175,297
732	Taxes	56,922,041	54,257,863	54,246,569	53,598,599	50,321,708
1,637	Capital Charge	120,404,714	114,363,754	113,644,665	111,648,361	104,378,256
746	Other Fixed Charges	70,792,925	72,700,910	74,665,729	76,693,061	78,271,191
11,756	Total Revenue Requirement	866,390,221	883,369,076	906,564,987	923,621,049	944,487,689

*Given high load scenario, Total Portfolio Cos

Attachment 3-A

Portfolio F

NPV (millions of \$)	Category	2033	2034	2035	2036	2037
4,876	<i>Total Portfolio Cost*</i>	417,154,505	430,808,663	445,874,878	457,943,083	479,862,865
2,398	<i>Total Owned Cost</i>	97,483,930	110,837,078	105,852,203	116,779,906	116,033,891
874	<i>Net Market Purchases</i>	151,933,258	152,909,719	174,945,531	175,993,430	197,959,797
1,529	<i>Contract Cost</i>	155,283,156	154,088,203	153,608,313	152,422,000	152,029,047
1,557	<i>FOM</i>	91,240,375	94,776,469	98,143,761	101,271,093	102,383,656
2,110	<i>Book Depreciation</i>	95,019,335	96,446,476	99,288,684	99,666,644	100,492,837
708	<i>Taxes</i>	53,602,033	51,295,799	51,627,459	51,321,532	48,385,751
1,588	<i>Capital Charge</i>	113,744,545	108,421,647	108,390,548	107,080,405	100,494,591
746	<i>Other Fixed Charges</i>	70,792,925	72,700,910	74,665,729	76,693,061	78,271,191
11,585	<i>Total Revenue Requirement</i>	841,553,718	854,449,965	877,991,061	893,975,818	909,890,892

*Given high load scenario, Total Portfolio Cos

Attachment 3-A

BASE CASE

Portfolio A

NPV (millions of \$)	Category	2038	2039	2040	2041	2042
7,716	Total Portfolio Cost	878,386,808	896,832,931	915,666,422	934,895,417	954,528,221
2,566	Total Owned Cost	124,932,672	127,556,258	130,234,939	132,969,873	135,762,240
2,626	Net Market Purchases	447,856,698	457,261,689	466,864,184	476,668,332	486,678,367
2,524	Contract Cost	305,597,438	312,014,984	318,567,298	325,257,212	332,087,613
1,080	FOM	47,727,916	48,730,202	49,753,536	50,798,361	51,865,126
1,837	Book Depreciation	68,355,670	67,834,905	67,879,787	68,220,471	68,568,310
478	Taxes	30,296,648	28,446,255	26,628,883	24,910,609	23,246,757
1,128	Capital Charge	63,510,154	59,197,766	55,062,152	51,139,982	47,327,162
746	Other Fixed Charges	79,882,462	81,559,994	83,272,754	85,021,481	86,806,932
12,985	Total Revenue Requirement	1,168,159,657	1,182,602,052	1,198,263,534	1,214,986,321	1,232,342,509

Portfolio B

NPV (millions of \$)	Category	2038	2039	2040	2041	2042
6,477	Total Portfolio Cost	659,843,305	673,700,014	687,847,714	702,292,516	717,040,659
2,566	Total Owned Cost	124,932,672	127,556,258	130,234,939	132,969,873	135,762,240
1,759	Net Market Purchases	385,869,445	393,972,704	402,246,130	410,693,299	419,317,858
2,152	Contract Cost	149,041,188	152,171,052	155,366,645	158,629,344	161,960,560
1,128	FOM	66,056,774	67,443,966	68,860,289	70,306,355	71,782,789
1,909	Book Depreciation	95,551,890	95,219,695	95,457,107	95,994,365	96,542,905
532	Taxes	50,203,709	51,857,621	48,520,473	45,564,433	42,845,351
1,235	Capital Charge	103,445,110	106,162,602	98,978,211	92,572,996	86,643,311
746	Other Fixed Charges	79,882,462	81,559,994	83,272,754	85,021,481	86,806,932
12,028	Total Revenue Requirement	1,054,983,250	1,075,943,892	1,082,936,548	1,091,752,146	1,101,661,948

Portfolio C

NPV (millions of \$)	Category	2038	2039	2040	2041	2042
6,601	Total Portfolio Cost	709,887,332	724,794,966	740,015,660	755,555,989	771,422,665
2,566	Total Owned Cost	124,932,672	127,556,258	130,234,939	132,969,873	135,762,240
1,761	Net Market Purchases	394,092,207	402,368,143	410,817,874	419,445,050	428,253,396
2,275	Contract Cost	190,862,453	194,870,565	198,962,846	203,141,066	207,407,029
1,062	FOM	49,982,933	51,032,575	52,104,259	53,198,448	54,315,616
1,808	Book Depreciation	71,809,602	71,312,036	71,380,606	71,745,475	72,118,006
460	Taxes	34,888,525	37,023,239	34,139,479	31,707,936	29,553,149
1,091	Capital Charge	72,721,781	76,403,795	70,128,933	64,775,895	59,978,224
746	Other Fixed Charges	79,882,462	81,559,994	83,272,754	85,021,481	86,806,932
11,769	Total Revenue Requirement	1,019,172,635	1,042,126,606	1,051,041,691	1,062,005,224	1,074,194,592

Attachment 3-A

Portfolio D

NPV (millions of \$)	Category	2038	2039	2040	2041	2042
7,380	<i>Total Portfolio Cost</i>	860,923,176	879,002,562	897,461,616	916,308,310	935,550,785
3,529	<i>Total Owned Cost</i>	281,951,563	287,872,545	293,917,869	300,090,144	306,392,037
1,753	<i>Net Market Purchases</i>	309,395,832	315,893,145	322,526,901	329,299,965	336,215,265
2,098	<i>Contract Cost</i>	269,575,781	275,236,873	281,016,847	286,918,201	292,943,483
1,102	<i>FOM</i>	46,590,405	47,568,804	48,567,749	49,587,671	50,629,012
1,919	<i>Book Depreciation</i>	71,713,623	71,173,469	71,198,556	71,519,030	71,846,234
546	<i>Taxes</i>	29,898,568	27,661,446	25,453,546	23,336,758	21,270,604
1,263	<i>Capital Charge</i>	62,711,579	57,623,384	52,704,344	47,982,728	43,362,861
746	<i>Other Fixed Charges</i>	79,882,462	81,559,994	83,272,754	85,021,481	86,806,932
12,956	<i>Total Revenue Requirement</i>	1,151,719,813	1,164,589,659	1,178,658,564	1,193,755,979	1,209,466,428

Portfolio E

NPV (millions of \$)	Category	2038	2039	2040	2041	2042
5,334	<i>Total Portfolio Cost</i>	541,068,430	552,430,867	564,031,915	575,876,585	587,969,993
3,529	<i>Total Owned Cost</i>	281,951,563	287,872,545	293,917,869	300,090,144	306,392,037
614	<i>Net Market Purchases</i>	150,472,508	153,632,430	156,858,712	160,152,744	163,515,952
1,191	<i>Contract Cost</i>	108,644,359	110,925,891	113,255,335	115,633,697	118,062,004
1,519	<i>FOM</i>	99,255,051	101,339,407	103,467,535	105,640,353	107,858,801
2,151	<i>Book Depreciation</i>	101,069,252	101,009,565	101,525,208	102,346,539	103,185,118
732	<i>Taxes</i>	47,278,985	44,370,554	41,482,629	38,678,521	35,918,402
1,637	<i>Capital Charge</i>	97,577,909	91,143,021	84,859,804	78,759,377	72,747,367
746	<i>Other Fixed Charges</i>	79,882,462	81,559,994	83,272,754	85,021,481	86,806,932
12,121	<i>Total Revenue Requirement</i>	966,132,089	971,853,407	978,639,843	986,322,856	994,486,614

Portfolio F

NPV (millions of \$)	Category	2038	2039	2040	2041	2042
5,054	<i>Total Portfolio Cost</i>	481,068,172	491,170,603	501,485,186	512,016,375	522,768,719
2,566	<i>Total Owned Cost</i>	124,932,672	127,556,258	130,234,939	132,969,873	135,762,240
959	<i>Net Market Purchases</i>	204,115,875	208,402,308	212,778,757	217,247,111	221,809,300
1,529	<i>Contract Cost</i>	152,019,625	155,212,037	158,471,490	161,799,391	165,197,178
1,557	<i>FOM</i>	104,533,713	106,728,921	108,970,228	111,258,603	113,595,034
2,110	<i>Book Depreciation</i>	95,435,847	95,426,245	95,993,026	96,866,568	97,758,455
708	<i>Taxes</i>	45,683,186	43,113,941	40,564,210	38,097,284	35,673,311
1,588	<i>Capital Charge</i>	94,376,625	88,622,169	83,017,392	77,593,373	72,255,697
746	<i>Other Fixed Charges</i>	79,882,462	81,559,994	83,272,754	85,021,481	86,806,932
11,763	<i>Total Revenue Requirement</i>	900,980,005	906,621,873	913,302,795	920,853,685	928,858,148

Attachment 3-A

Portfolio F - No Wind

NPV (millions of \$)	Category	2038	2039	2040	2041	2042
6,158	Total Portfolio Cost	648,600,664	662,221,278	676,127,925	690,326,611	704,823,470
2,566	Total Owned Cost	124,932,672	127,556,258	130,234,939	132,969,873	135,762,240
2,416	Net Market Purchases	410,505,570	419,126,187	427,927,837	436,914,322	446,089,523
1,176	Contract Cost	113,162,422	115,538,833	117,965,148	120,442,416	122,971,707
1,270	FOM	71,054,121	72,546,257	74,069,729	75,625,193	77,213,322
2,015	Book Depreciation	84,808,608	84,502,781	84,767,115	85,331,860	85,908,464
633	Taxes	39,983,810	37,519,455	35,079,680	32,726,277	30,418,668
1,438	Capital Charge	82,943,279	77,399,239	72,015,040	66,818,758	61,714,516
746	Other Fixed Charges	79,882,462	81,559,994	83,272,754	85,021,481	86,806,932
12,260	Total Revenue Requirement	1,007,272,945	1,015,749,004	1,025,332,242	1,035,850,180	1,046,885,373

AGGRESSIVE ENVIRONMENTAL REGULATION

Portfolio A

NPV (millions of \$)	Category	2038	2039	2040	2041	2042
9,207	Total Portfolio Cost	1,205,767,936	1,231,089,062	1,256,941,932	1,283,337,713	1,310,287,805
2,871	Total Owned Cost	179,777,625	183,552,955	187,407,567	191,343,126	195,361,332
3,435	Net Market Purchases	634,998,873	648,333,849	661,948,860	675,849,786	690,042,632
2,901	Contract Cost	390,991,438	399,202,258	407,585,505	416,144,801	424,883,842
1,080	FOM	47,727,916	48,730,202	49,753,536	50,798,361	51,865,126
1,837	Book Depreciation	68,355,670	67,834,905	67,879,787	68,220,471	68,568,310
478	Taxes	30,296,648	28,446,255	26,628,883	24,910,609	23,246,757
1,128	Capital Charge	63,510,154	59,197,766	55,062,152	51,139,982	47,327,162
746	Other Fixed Charges	79,882,462	81,559,994	83,272,754	85,021,481	86,806,932
14,476	Total Revenue Requirement	1,495,540,785	1,516,858,184	1,539,539,044	1,563,428,618	1,588,102,094

Portfolio B

NPV (millions of \$)	Category	2038	2039	2040	2041	2042
7,397	Total Portfolio Cost	880,428,723	898,917,726	917,794,998	937,068,693	956,747,136
2,871	Total Owned Cost	179,777,625	183,552,955	187,407,567	191,343,126	195,361,332
2,360	Net Market Purchases	551,609,910	563,193,718	575,020,786	587,096,223	599,425,244
2,166	Contract Cost	149,041,188	152,171,052	155,366,645	158,629,344	161,960,560
1,128	FOM	66,056,774	67,443,966	68,860,289	70,306,355	71,782,789
1,909	Book Depreciation	95,551,890	95,219,695	95,457,107	95,994,365	96,542,905
532	Taxes	50,203,709	51,857,621	48,520,473	45,564,433	42,845,351
1,235	Capital Charge	103,445,110	106,162,602	98,978,211	92,572,996	86,643,311
746	Other Fixed Charges	79,882,462	81,559,994	83,272,754	85,021,481	86,806,932
12,948	Total Revenue Requirement	1,275,568,668	1,301,161,604	1,312,883,832	1,326,528,323	1,341,368,424

Attachment 3-A

Portfolio C

NPV (millions of \$)	Category	2038	2039	2040	2041	2042
7,507	<i>Total Portfolio Cost</i>	933,870,934	953,482,223	973,505,350	993,948,962	1,014,821,890
2,871	<i>Total Owned Cost</i>	179,777,625	183,552,955	187,407,567	191,343,126	195,361,332
2,360	<i>Net Market Purchases</i>	563,230,855	575,058,703	587,134,936	599,464,770	612,053,530
2,275	<i>Contract Cost</i>	190,862,453	194,870,565	198,962,846	203,141,066	207,407,029
1,062	<i>FOM</i>	49,982,933	51,032,575	52,104,259	53,198,448	54,315,616
1,808	<i>Book Depreciation</i>	71,809,602	71,312,036	71,380,606	71,745,475	72,118,006
460	<i>Taxes</i>	34,888,525	37,023,239	34,139,479	31,707,936	29,553,149
1,091	<i>Capital Charge</i>	72,721,781	76,403,795	70,128,933	64,775,895	59,978,224
746	<i>Other Fixed Charges</i>	79,882,462	81,559,994	83,272,754	85,021,481	86,806,932
12,675	<i>Total Revenue Requirement</i>	1,243,156,237	1,270,813,863	1,284,531,381	1,300,398,197	1,317,593,818

Portfolio D

NPV (millions of \$)	Category	2038	2039	2040	2041	2042
8,850	<i>Total Portfolio Cost</i>	1,187,039,141	1,211,966,963	1,237,418,269	1,263,404,052	1,289,935,538
4,121	<i>Total Owned Cost</i>	404,829,000	413,330,409	422,010,348	430,872,565	439,920,889
2,300	<i>Net Market Purchases</i>	434,919,672	444,052,985	453,378,098	462,899,038	472,619,918
2,428	<i>Contract Cost</i>	347,290,469	354,583,569	362,029,824	369,632,450	377,394,731
1,102	<i>FOM</i>	46,590,405	47,568,804	48,567,749	49,587,671	50,629,012
1,919	<i>Book Depreciation</i>	71,713,623	71,173,469	71,198,556	71,519,030	71,846,234
546	<i>Taxes</i>	29,898,568	27,661,446	25,453,546	23,336,758	21,270,604
1,263	<i>Capital Charge</i>	62,711,579	57,623,384	52,704,344	47,982,728	43,362,861
746	<i>Other Fixed Charges</i>	79,882,462	81,559,994	83,272,754	85,021,481	86,806,932
14,426	<i>Total Revenue Requirement</i>	1,477,835,777	1,497,554,059	1,518,615,217	1,540,851,722	1,563,851,181

Portfolio E

NPV (millions of \$)	Category	2038	2039	2040	2041	2042
6,184	<i>Total Portfolio Cost</i>	727,264,516	742,537,070	758,130,349	774,051,086	790,306,159
4,121	<i>Total Owned Cost</i>	404,829,000	413,330,409	422,010,348	430,872,565	439,920,889
871	<i>Net Market Purchases</i>	213,791,156	218,280,771	222,864,667	227,544,825	232,323,266
1,191	<i>Contract Cost</i>	108,644,359	110,925,891	113,255,335	115,633,697	118,062,004
1,519	<i>FOM</i>	99,255,051	101,339,407	103,467,535	105,640,353	107,858,801
2,151	<i>Book Depreciation</i>	101,069,252	101,009,565	101,525,208	102,346,539	103,185,118
732	<i>Taxes</i>	47,278,985	44,370,554	41,482,629	38,678,521	35,918,402
1,637	<i>Capital Charge</i>	97,577,909	91,143,021	84,859,804	78,759,377	72,747,367
746	<i>Other Fixed Charges</i>	79,882,462	81,559,994	83,272,754	85,021,481	86,806,932
12,970	<i>Total Revenue Requirement</i>	1,152,328,175	1,161,959,611	1,172,738,277	1,184,497,358	1,196,822,779

Attachment 3-A

Portfolio F

NPV (millions of \$)	Category	2038	2039	2040	2041	2042
5,715	<i>Total Portfolio Cost</i>	626,880,453	640,044,943	653,485,886	667,209,090	681,220,481
2,871	<i>Total Owned Cost</i>	179,777,625	183,552,955	187,407,567	191,343,126	195,361,332
1,314	<i>Net Market Purchases</i>	295,083,203	301,279,950	307,606,829	314,066,573	320,661,971
1,529	<i>Contract Cost</i>	152,019,625	155,212,037	158,471,490	161,799,391	165,197,178
1,557	<i>FOM</i>	104,533,713	106,728,921	108,970,228	111,258,603	113,595,034
2,110	<i>Book Depreciation</i>	95,435,847	95,426,245	95,993,026	96,866,568	97,758,455
708	<i>Taxes</i>	45,683,186	43,113,941	40,564,210	38,097,284	35,673,311
1,588	<i>Capital Charge</i>	94,376,625	88,622,169	83,017,392	77,593,373	72,255,697
746	<i>Other Fixed Charges</i>	79,882,462	81,559,994	83,272,754	85,021,481	86,806,932
12,424	<i>Total Revenue Requirement</i>	1,046,792,286	1,055,496,212	1,065,303,496	1,076,046,400	1,087,309,910

CHALLENGED ECONOMY

Portfolio A

NPV (millions of \$)	Category	2038	2039	2040	2041	2042
4,227	<i>Total Portfolio Cost</i>	345,261,445	352,511,936	359,914,686	367,472,895	375,189,826
2,379	<i>Total Owned Cost</i>	97,593,031	99,642,485	101,734,977	103,871,412	106,052,711
-415	<i>Net Market Purchases</i>	(4,981,695)	(5,086,311)	(5,193,123)	(5,302,179)	(5,413,525)
2,264	<i>Contract Cost</i>	252,650,109	257,955,762	263,372,833	268,903,662	274,550,639
1,080	<i>FOM</i>	47,727,916	48,730,202	49,753,536	50,798,361	51,865,126
1,837	<i>Book Depreciation</i>	68,355,670	67,834,905	67,879,787	68,220,471	68,568,310
478	<i>Taxes</i>	30,296,648	28,446,255	26,628,883	24,910,609	23,246,757
1,128	<i>Capital Charge</i>	63,510,154	59,197,766	55,062,152	51,139,982	47,327,162
746	<i>Other Fixed Charges</i>	79,882,462	81,559,994	83,272,754	85,021,481	86,806,932
9,496	<i>Total Revenue Requirement</i>	635,034,295	638,281,057	642,511,798	647,563,799	653,004,114

Attachment 3-A

Portfolio B

NPV (millions of \$)	Category	2038	2039	2040	2041	2042
3,434	<i>Total Portfolio Cost</i>	207,127,508	211,477,185	215,918,206	220,452,489	225,081,991
2,379	<i>Total Owned Cost</i>	97,593,031	99,642,485	101,734,977	103,871,412	106,052,711
-1,086	<i>Net Market Purchases</i>	(39,506,711)	(40,336,352)	(41,183,415)	(42,048,267)	(42,931,281)
2,141	<i>Contract Cost</i>	149,041,188	152,171,052	155,366,645	158,629,344	161,960,560
1,128	<i>FOM</i>	66,056,774	67,443,966	68,860,289	70,306,355	71,782,789
1,909	<i>Book Depreciation</i>	95,551,890	95,219,695	95,457,107	95,994,365	96,542,905
532	<i>Taxes</i>	50,203,709	51,857,621	48,520,473	45,564,433	42,845,351
1,235	<i>Capital Charge</i>	103,445,110	106,162,602	98,978,211	92,572,996	86,643,311
746	<i>Other Fixed Charges</i>	79,882,462	81,559,994	83,272,754	85,021,481	86,806,932
8,985	<i>Total Revenue Requirement</i>	602,267,453	613,721,064	611,007,040	609,912,119	609,703,280

Portfolio C

NPV (millions of \$)	Category	2038	2039	2040	2041	2042
3,573	<i>Total Portfolio Cost</i>	254,840,742	260,192,398	265,656,438	271,235,223	276,931,163
2,379	<i>Total Owned Cost</i>	97,593,031	99,642,485	101,734,977	103,871,412	106,052,711
-1,081	<i>Net Market Purchases</i>	(33,614,742)	(34,320,652)	(35,041,385)	(35,777,255)	(36,528,577)
2,275	<i>Contract Cost</i>	190,862,453	194,870,565	198,962,846	203,141,066	207,407,029
1,062	<i>FOM</i>	49,982,933	51,032,575	52,104,259	53,198,448	54,315,616
1,808	<i>Book Depreciation</i>	71,809,602	71,312,036	71,380,606	71,745,475	72,118,006
460	<i>Taxes</i>	34,888,525	37,023,239	34,139,479	31,707,936	29,553,149
1,091	<i>Capital Charge</i>	72,721,781	76,403,795	70,128,933	64,775,895	59,978,224
746	<i>Other Fixed Charges</i>	79,882,462	81,559,994	83,272,754	85,021,481	86,806,932
8,740	<i>Total Revenue Requirement</i>	564,126,045	577,524,037	576,682,469	577,684,459	579,703,090

Attachment 3-A

Portfolio D

NPV (millions of \$)	Category	2038	2039	2040	2041	2042
3,887	<i>Total Portfolio Cost</i>	321,890,375	328,650,073	335,551,724	342,598,311	349,792,875
3,145	<i>Total Owned Cost</i>	212,033,672	216,486,379	221,032,593	225,674,277	230,413,437
-1,129	<i>Net Market Purchases</i>	(111,533,203)	(113,875,400)	(116,266,784)	(118,708,386)	(121,201,262)
1,871	<i>Contract Cost</i>	221,389,906	226,039,094	230,785,915	235,632,419	240,580,700
1,102	<i>FOM</i>	46,590,405	47,568,804	48,567,749	49,587,671	50,629,012
1,919	<i>Book Depreciation</i>	71,713,623	71,173,469	71,198,556	71,519,030	71,846,234
546	<i>Taxes</i>	29,898,568	27,661,446	25,453,546	23,336,758	21,270,604
1,263	<i>Capital Charge</i>	62,711,579	57,623,384	52,704,344	47,982,728	43,362,861
746	<i>Other Fixed Charges</i>	79,882,462	81,559,994	83,272,754	85,021,481	86,806,932
9,463	<i>Total Revenue Requirement</i>	612,687,012	614,237,169	616,748,672	620,045,980	623,708,519

Portfolio E

NPV (millions of \$)	Category	2038	2039	2040	2041	2042
2,315	<i>Total Portfolio Cost</i>	104,546,082	106,741,550	108,983,122	111,271,768	113,608,475
3,145	<i>Total Owned Cost</i>	212,033,672	216,486,379	221,032,593	225,674,277	230,413,437
-2,021	<i>Net Market Purchases</i>	(216,131,949)	(220,670,720)	(225,304,805)	(230,036,206)	(234,866,967)
1,191	<i>Contract Cost</i>	108,644,359	110,925,891	113,255,335	115,633,697	118,062,004
1,519	<i>FOM</i>	99,255,051	101,339,407	103,467,535	105,640,353	107,858,801
2,151	<i>Book Depreciation</i>	101,069,252	101,009,565	101,525,208	102,346,539	103,185,118
732	<i>Taxes</i>	47,278,985	44,370,554	41,482,629	38,678,521	35,918,402
1,637	<i>Capital Charge</i>	97,577,909	91,143,021	84,859,804	78,759,377	72,747,367
746	<i>Other Fixed Charges</i>	79,882,462	81,559,994	83,272,754	85,021,481	86,806,932
9,102	<i>Total Revenue Requirement</i>	529,609,741	526,164,090	523,591,050	521,718,039	520,125,095

Attachment 3-A

Portfolio F

NPV (millions of \$)	Category	2038	2039	2040	2041	2042
2,196	Total Portfolio Cost	79,573,617	81,244,663	82,950,801	84,692,768	86,471,316
2,379	Total Owned Cost	97,593,031	99,642,485	101,734,977	103,871,412	106,052,711
-1,712	Net Market Purchases	(170,039,039)	(173,609,859)	(177,255,666)	(180,978,035)	(184,778,574)
1,529	Contract Cost	152,019,625	155,212,037	158,471,490	161,799,391	165,197,178
1,557	FOM	104,533,713	106,728,921	108,970,228	111,258,603	113,595,034
2,110	Book Depreciation	95,435,847	95,426,245	95,993,026	96,866,568	97,758,455
708	Taxes	45,683,186	43,113,941	40,564,210	38,097,284	35,673,311
1,588	Capital Charge	94,376,625	88,622,169	83,017,392	77,593,373	72,255,697
746	Other Fixed Charges	79,882,462	81,559,994	83,272,754	85,021,481	86,806,932
8,905	Total Revenue Requirement	499,485,450	496,695,933	494,768,410	493,530,077	492,560,745

BOOMING ECONOMY/ ABUNDANT NATURAL GAS

Portfolio A

NPV (millions of \$)	Category	2038	2039	2040	2041	2042
6,898	Total Portfolio Cost*	801,451,666	818,282,151	835,466,076	853,010,864	870,924,092
2,398	Total Owned Cost	120,228,547	122,753,346	125,331,167	127,963,121	130,650,347
2,117	Net Market Purchases	394,573,951	402,860,004	411,320,064	419,957,786	428,776,899
2,308	Contract Cost	271,882,625	277,592,160	283,421,595	289,373,449	295,450,291
1,080	FOM	47,727,916	48,730,202	49,753,536	50,798,361	51,865,126
1,837	Book Depreciation	68,355,670	67,834,905	67,879,787	68,220,471	68,568,310
478	Taxes	30,296,648	28,446,255	26,628,883	24,910,609	23,246,757
1,128	Capital Charge	63,510,154	59,197,766	55,062,152	51,139,982	47,327,162
746	Other Fixed Charges	79,882,462	81,559,994	83,272,754	85,021,481	86,806,932
12,167	Total Revenue Requirement	1,091,224,516	1,104,051,273	1,118,063,188	1,133,101,768	1,148,738,380

*Given high load scenario, Total Portfolio Cos

Attachment 3-A

Portfolio B

NPV (millions of \$)	Category	2038	2039	2040	2041	2042
6,148	Total Portfolio Cost*	649,970,749	663,620,135	677,556,158	691,784,837	706,312,319
2,398	Total Owned Cost	120,228,547	122,753,346	125,331,167	127,963,121	130,650,347
1,535	Net Market Purchases	366,070,537	373,758,018	381,606,937	389,620,682	397,802,717
2,141	Contract Cost	149,041,188	152,171,052	155,366,645	158,629,344	161,960,560
1,128	FOM	66,056,774	67,443,966	68,860,289	70,306,355	71,782,789
1,909	Book Depreciation	95,551,890	95,219,695	95,457,107	95,994,365	96,542,905
532	Taxes	50,203,709	51,857,621	48,520,473	45,564,433	42,845,351
1,235	Capital Charge	103,445,110	106,162,602	98,978,211	92,572,996	86,643,311
746	Other Fixed Charges	79,882,462	81,559,994	83,272,754	85,021,481	86,806,932
11,699	Total Revenue Requirement	1,045,110,695	1,065,864,013	1,072,644,992	1,081,244,467	1,090,933,607

*Given high load scenario, Total Portfolio Cos

Portfolio C

NPV (millions of \$)	Category	2038	2039	2040	2041	2042
6,307	Total Portfolio Cost*	698,815,076	713,490,192	728,473,486	743,771,429	759,390,629
2,398	Total Owned Cost	120,228,547	122,753,346	125,331,167	127,963,121	130,650,347
1,560	Net Market Purchases	373,093,598	380,928,563	388,928,063	397,095,552	405,434,559
2,275	Contract Cost	190,862,453	194,870,565	198,962,846	203,141,066	207,407,029
1,062	FOM	49,982,933	51,032,575	52,104,259	53,198,448	54,315,616
1,808	Book Depreciation	71,809,602	71,312,036	71,380,606	71,745,475	72,118,006
460	Taxes	34,888,525	37,023,239	34,139,479	31,707,936	29,553,149
1,091	Capital Charge	72,721,781	76,403,795	70,128,933	64,775,895	59,978,224
746	Other Fixed Charges	79,882,462	81,559,994	83,272,754	85,021,481	86,806,932
11,475	Total Revenue Requirement	1,008,100,379	1,030,821,832	1,039,499,517	1,050,220,665	1,062,162,557

*Given high load scenario, Total Portfolio Cos

Attachment 3-A

Portfolio D

NPV (millions of \$)	Category	2038	2039	2040	2041	2042
6,521	Total Portfolio Cost*	772,313,227	788,531,804	805,090,972	821,997,883	839,259,838
3,248	Total Owned Cost	262,335,531	267,844,577	273,469,314	279,212,169	285,075,625
1,286	Net Market Purchases	256,318,277	261,700,961	267,196,681	272,807,812	278,536,776
1,911	Contract Cost	238,892,875	243,909,625	249,031,728	254,261,394	259,600,883
1,102	FOM	46,590,405	47,568,804	48,567,749	49,587,671	50,629,012
1,919	Book Depreciation	71,713,623	71,173,469	71,198,556	71,519,030	71,846,234
546	Taxes	29,898,568	27,661,446	25,453,546	23,336,758	21,270,604
1,263	Capital Charge	62,711,579	57,623,384	52,704,344	47,982,728	43,362,861
746	Other Fixed Charges	79,882,462	81,559,994	83,272,754	85,021,481	86,806,932
12,097	Total Revenue Requirement	1,063,109,863	1,074,118,901	1,086,287,920	1,099,445,552	1,113,175,482

*Given high load scenario, Total Portfolio Cos

Portfolio E

NPV (millions of \$)	Category	2038	2039	2040	2041	2042
4,970	Total Portfolio Cost*	528,777,535	539,881,863	551,219,383	562,794,990	574,613,684
3,248	Total Owned Cost	262,335,531	267,844,577	273,469,314	279,212,169	285,075,625
455	Net Market Purchases	143,031,102	146,034,755	149,101,485	152,232,616	155,429,501
1,191	Contract Cost	108,644,359	110,925,891	113,255,335	115,633,697	118,062,004
1,519	FOM	99,255,051	101,339,407	103,467,535	105,640,353	107,858,801
2,151	Book Depreciation	101,069,252	101,009,565	101,525,208	102,346,539	103,185,118
732	Taxes	47,278,985	44,370,554	41,482,629	38,678,521	35,918,402
1,637	Capital Charge	97,577,909	91,143,021	84,859,804	78,759,377	72,747,367
746	Other Fixed Charges	79,882,462	81,559,994	83,272,754	85,021,481	86,806,932
11,756	Total Revenue Requirement	953,841,194	959,304,404	965,827,311	973,241,261	981,130,305

*Given high load scenario, Total Portfolio Cos

Attachment 3-A

Portfolio F

NPV (millions of \$)	Category	2038	2039	2040	2041	2042
4,876	<i>Total Portfolio Cost*</i>	497,230,277	507,672,113	518,333,228	529,218,225	540,331,808
2,398	<i>Total Owned Cost</i>	120,228,547	122,753,346	125,331,167	127,963,121	130,650,347
874	<i>Net Market Purchases</i>	210,215,563	214,630,089	219,137,321	223,739,205	228,437,728
1,529	<i>Contract Cost</i>	152,019,625	155,212,037	158,471,490	161,799,391	165,197,178
1,557	<i>FOM</i>	104,533,713	106,728,921	108,970,228	111,258,603	113,595,034
2,110	<i>Book Depreciation</i>	95,435,847	95,426,245	95,993,026	96,866,568	97,758,455
708	<i>Taxes</i>	45,683,186	43,113,941	40,564,210	38,097,284	35,673,311
1,588	<i>Capital Charge</i>	94,376,625	88,622,169	83,017,392	77,593,373	72,255,697
746	<i>Other Fixed Charges</i>	79,882,462	81,559,994	83,272,754	85,021,481	86,806,932
11,585	<i>Total Revenue Requirement</i>	917,142,110	923,123,383	930,150,837	938,055,535	946,421,237

*Given high load scenario, Total Portfolio Cos

Attachment 3-A

BASE CASE

Portfolio A

NPV (millions of \$)	Category	2043	2044	2045	2046	2047
7,716	Total Portfolio Cost	974,573,313	995,039,353	1,015,935,179	1,037,269,818	1,059,052,484
2,566	Total Owned Cost	138,613,248	141,524,126	144,496,132	147,530,551	150,628,693
2,626	Net Market Purchases	496,898,613	507,333,484	517,987,487	528,865,224	539,971,394
2,524	Contract Cost	339,061,453	346,181,743	353,451,560	360,874,043	368,452,398
1,080	FOM	52,954,294	54,066,334	55,201,727	56,360,963	57,544,543
1,837	Book Depreciation	68,923,454	69,286,055	69,656,272	70,034,262	70,420,191
478	Taxes	21,608,414	19,893,580	18,083,171	16,273,443	14,465,342
1,128	Capital Charge	43,575,504	39,907,911	36,276,105	32,645,663	29,018,487
746	Other Fixed Charges	88,629,878	90,491,105	92,391,419	94,331,638	96,312,603
12,985	Total Revenue Requirement	1,250,264,857	1,268,684,339	1,287,543,873	1,306,915,788	1,326,813,650

Portfolio B

NPV (millions of \$)	Category	2043	2044	2045	2046	2047
6,477	Total Portfolio Cost	732,098,513	747,472,582	763,169,506	779,196,066	795,559,183
2,566	Total Owned Cost	138,613,248	141,524,126	144,496,132	147,530,551	150,628,693
1,759	Net Market Purchases	428,123,533	437,114,128	446,293,524	455,665,688	465,234,668
2,152	Contract Cost	165,361,732	168,834,328	172,379,849	175,999,826	179,695,823
1,128	FOM	73,290,228	74,829,322	76,400,738	78,005,154	79,643,262
1,909	Book Depreciation	97,102,965	97,674,785	98,258,614	98,854,704	99,463,311
532	Taxes	40,317,115	37,882,157	35,422,144	32,958,574	30,492,311
1,235	Capital Charge	81,106,467	75,994,254	71,059,297	66,117,202	61,169,706
746	Other Fixed Charges	88,629,878	90,491,105	92,391,419	94,331,638	96,312,603
12,028	Total Revenue Requirement	1,112,545,165	1,124,344,206	1,136,701,718	1,149,463,338	1,162,640,375

Portfolio C

NPV (millions of \$)	Category	2043	2044	2045	2046	2047
6,601	Total Portfolio Cost	787,622,541	804,162,614	821,050,029	838,292,080	855,896,213
2,566	Total Owned Cost	138,613,248	141,524,126	144,496,132	147,530,551	150,628,693
1,761	Net Market Purchases	437,246,717	446,428,898	455,803,905	465,375,787	475,148,679
2,275	Contract Cost	211,762,576	216,209,590	220,749,992	225,385,742	230,118,842
1,062	FOM	55,456,244	56,620,825	57,809,862	59,023,869	60,263,371
1,808	Book Depreciation	72,498,361	72,886,703	73,283,200	73,688,023	74,101,348
460	Taxes	27,594,357	25,732,403	23,849,030	21,965,811	20,083,687
1,091	Capital Charge	55,583,725	51,620,999	47,842,821	44,064,951	40,289,280
746	Other Fixed Charges	88,629,878	90,491,105	92,391,419	94,331,638	96,312,603
11,769	Total Revenue Requirement	1,087,385,105	1,101,514,649	1,116,226,361	1,131,366,372	1,146,946,503

Attachment 3-A

Portfolio D

NPV (millions of \$)	Category	2043	2044	2045	2046	2047
7,380	<i>Total Portfolio Cost</i>	955,197,351	975,256,496	995,736,882	1,016,647,357	1,037,996,951
3,529	<i>Total Owned Cost</i>	312,826,270	319,395,621	326,102,930	332,951,091	339,943,064
1,753	<i>Net Market Purchases</i>	343,275,785	350,484,577	357,844,753	365,359,493	373,032,042
2,098	<i>Contract Cost</i>	299,095,296	305,376,297	311,789,200	318,336,773	325,021,845
1,102	<i>FOM</i>	51,692,222	52,777,758	53,886,091	55,017,699	56,173,071
1,919	<i>Book Depreciation</i>	72,180,309	72,521,400	72,869,653	73,225,220	73,588,254
546	<i>Taxes</i>	19,298,995	17,388,783	15,452,795	13,518,929	11,588,162
1,263	<i>Capital Charge</i>	38,942,648	34,883,115	30,999,387	27,119,916	23,246,662
746	<i>Other Fixed Charges</i>	88,629,878	90,491,105	92,391,419	94,331,638	96,312,603
12,956	<i>Total Revenue Requirement</i>	1,225,941,403	1,243,318,657	1,261,336,228	1,279,860,759	1,298,905,703

Portfolio E

NPV (millions of \$)	Category	2043	2044	2045	2046	2047
5,334	<i>Total Portfolio Cost</i>	600,317,363	612,924,028	625,795,432	638,937,137	652,354,816
3,529	<i>Total Owned Cost</i>	312,826,270	319,395,621	326,102,930	332,951,091	339,943,064
614	<i>Net Market Purchases</i>	166,949,787	170,455,733	174,035,303	177,690,044	181,421,535
1,191	<i>Contract Cost</i>	120,541,306	123,072,674	125,657,200	128,296,001	130,990,217
1,519	<i>FOM</i>	110,123,835	112,436,436	114,797,601	117,208,351	119,669,726
2,151	<i>Book Depreciation</i>	104,041,307	104,915,477	105,808,003	106,719,273	107,649,680
732	<i>Taxes</i>	33,246,374	30,629,818	27,981,765	25,329,993	22,675,358
1,637	<i>Capital Charge</i>	66,922,066	61,445,554	56,133,375	50,813,736	45,488,353
746	<i>Other Fixed Charges</i>	88,629,878	90,491,105	92,391,419	94,331,638	96,312,603
12,121	<i>Total Revenue Requirement</i>	1,003,280,824	1,012,842,418	1,022,907,595	1,033,340,128	1,044,150,537

Portfolio F

NPV (millions of \$)	Category	2043	2044	2045	2046	2047
5,054	<i>Total Portfolio Cost</i>	533,746,862	544,955,546	556,399,613	568,084,004	580,013,769
2,566	<i>Total Owned Cost</i>	138,613,248	141,524,126	144,496,132	147,530,551	150,628,693
959	<i>Net Market Purchases</i>	226,467,295	231,223,109	236,078,794	241,036,449	246,098,214
1,529	<i>Contract Cost</i>	168,666,319	172,208,312	175,824,686	179,517,005	183,286,862
1,557	<i>FOM</i>	115,980,529	118,416,121	120,902,859	123,441,819	126,034,097
2,110	<i>Book Depreciation</i>	98,669,072	99,598,811	100,548,075	101,517,274	102,506,825
708	<i>Taxes</i>	33,268,138	30,781,076	28,193,648	25,602,010	23,007,006
1,588	<i>Capital Charge</i>	66,965,727	61,748,988	56,558,427	51,359,420	46,153,662
746	<i>Other Fixed Charges</i>	88,629,878	90,491,105	92,391,419	94,331,638	96,312,603
11,763	<i>Total Revenue Requirement</i>	937,260,207	945,991,647	954,994,040	964,336,165	974,027,962

Attachment 3-A

Portfolio F - No Wind

NPV (millions of \$)	Category	2043	2044	2045	2046	2047
6,158	Total Portfolio Cost	719,624,763	734,736,883	750,166,358	765,919,851	782,004,168
2,566	Total Owned Cost	138,613,248	141,524,126	144,496,132	147,530,551	150,628,693
2,416	Net Market Purchases	455,457,403	465,022,008	474,787,470	484,758,007	494,937,925
1,176	Contract Cost	125,554,113	128,190,749	130,882,755	133,631,293	136,437,550
1,270	FOM	78,834,802	80,490,333	82,180,630	83,906,423	85,668,458
2,015	Book Depreciation	86,497,178	87,098,254	87,711,953	88,338,539	88,978,284
633	Taxes	28,132,890	25,768,580	23,307,463	20,845,769	18,384,421
1,438	Capital Charge	56,664,060	51,693,571	46,756,399	41,818,070	36,880,432
746	Other Fixed Charges	88,629,878	90,491,105	92,391,419	94,331,638	96,312,603
12,260	Total Revenue Requirement	1,058,383,571	1,070,278,726	1,082,514,220	1,095,160,290	1,108,228,365

AGGRESSIVE ENVIRONMENTAL REGULATION

Portfolio A

NPV (millions of \$)	Category	2043	2044	2045	2046	2047
9,207	Total Portfolio Cost	1,337,803,849	1,365,897,730	1,394,581,582	1,423,867,795	1,453,769,019
2,871	Total Owned Cost	199,463,920	203,652,662	207,929,368	212,295,885	216,754,098
3,435	Net Market Purchases	704,533,527	719,328,731	734,434,634	749,857,762	765,604,775
2,901	Contract Cost	433,806,402	442,916,337	452,217,580	461,714,149	471,410,146
1,080	FOM	52,954,294	54,066,334	55,201,727	56,360,963	57,544,543
1,837	Book Depreciation	68,923,454	69,286,055	69,656,272	70,034,262	70,420,191
478	Taxes	21,608,414	19,893,580	18,083,171	16,273,443	14,465,342
1,128	Capital Charge	43,575,504	39,907,911	36,276,105	32,645,663	29,018,487
746	Other Fixed Charges	88,629,878	90,491,105	92,391,419	94,331,638	96,312,603
14,476	Total Revenue Requirement	1,613,495,393	1,639,542,716	1,666,190,276	1,693,513,765	1,721,530,185

Portfolio B

NPV (millions of \$)	Category	2043	2044	2045	2046	2047
7,397	Total Portfolio Cost	976,838,825	997,352,441	1,018,296,842	1,039,681,076	1,061,514,378
2,871	Total Owned Cost	199,463,920	203,652,662	207,929,368	212,295,885	216,754,098
2,360	Net Market Purchases	612,013,174	624,865,450	637,987,625	651,385,365	665,064,458
2,166	Contract Cost	165,361,732	168,834,328	172,379,849	175,999,826	179,695,823
1,128	FOM	73,290,228	74,829,322	76,400,738	78,005,154	79,643,262
1,909	Book Depreciation	97,102,965	97,674,785	98,258,614	98,854,704	99,463,311
532	Taxes	40,317,115	37,882,157	35,422,144	32,958,574	30,492,311
1,235	Capital Charge	81,106,467	75,994,254	71,059,297	66,117,202	61,169,706
746	Other Fixed Charges	88,629,878	90,491,105	92,391,419	94,331,638	96,312,603
12,948	Total Revenue Requirement	1,357,285,477	1,374,224,065	1,391,829,054	1,409,948,348	1,428,595,570

Attachment 3-A

Portfolio C

NPV (millions of \$)	Category	2043	2044	2045	2046	2047
7,507	Total Portfolio Cost	1,036,133,150	1,057,891,946	1,080,107,677	1,102,789,938	1,125,948,527
2,871	Total Owned Cost	199,463,920	203,652,662	207,929,368	212,295,885	216,754,098
2,360	Net Market Purchases	624,906,654	638,029,694	651,428,317	665,108,312	679,075,587
2,275	Contract Cost	211,762,576	216,209,590	220,749,992	225,385,742	230,118,842
1,062	FOM	55,456,244	56,620,825	57,809,862	59,023,869	60,263,371
1,808	Book Depreciation	72,498,361	72,886,703	73,283,200	73,688,023	74,101,348
460	Taxes	27,594,357	25,732,403	23,849,030	21,965,811	20,083,687
1,091	Capital Charge	55,583,725	51,620,999	47,842,821	44,064,951	40,289,280
746	Other Fixed Charges	88,629,878	90,491,105	92,391,419	94,331,638	96,312,603
12,675	Total Revenue Requirement	1,335,895,714	1,355,243,981	1,375,284,009	1,395,864,231	1,416,998,816

Portfolio D

NPV (millions of \$)	Category	2043	2044	2045	2046	2047
8,850	Total Portfolio Cost	1,317,024,184	1,344,681,692	1,372,920,007	1,401,751,327	1,431,188,105
4,121	Total Owned Cost	449,159,227	458,591,571	468,221,994	478,054,656	488,093,804
2,300	Net Market Purchases	482,544,936	492,678,379	503,024,625	513,588,143	524,373,494
2,428	Contract Cost	385,320,021	393,411,741	401,673,388	410,108,529	418,720,808
1,102	FOM	51,692,222	52,777,758	53,886,091	55,017,699	56,173,071
1,919	Book Depreciation	72,180,309	72,521,400	72,869,653	73,225,220	73,588,254
546	Taxes	19,298,995	17,388,783	15,452,795	13,518,929	11,588,162
1,263	Capital Charge	38,942,648	34,883,115	30,999,387	27,119,916	23,246,662
746	Other Fixed Charges	88,629,878	90,491,105	92,391,419	94,331,638	96,312,603
14,426	Total Revenue Requirement	1,587,768,235	1,612,743,853	1,638,519,353	1,664,964,730	1,692,096,857

Portfolio E

NPV (millions of \$)	Category	2043	2044	2045	2046	2047
6,184	Total Portfolio Cost	806,902,588	823,847,543	841,148,341	858,812,456	876,847,518
4,121	Total Owned Cost	449,159,227	458,591,571	468,221,994	478,054,656	488,093,804
871	Net Market Purchases	237,202,055	242,183,298	247,269,147	252,461,799	257,763,497
1,191	Contract Cost	120,541,306	123,072,674	125,657,200	128,296,001	130,990,217
1,519	FOM	110,123,835	112,436,436	114,797,601	117,208,351	119,669,726
2,151	Book Depreciation	104,041,307	104,915,477	105,808,003	106,719,273	107,649,680
732	Taxes	33,246,374	30,629,818	27,981,765	25,329,993	22,675,358
1,637	Capital Charge	66,922,066	61,445,554	56,133,375	50,813,736	45,488,353
746	Other Fixed Charges	88,629,878	90,491,105	92,391,419	94,331,638	96,312,603
12,970	Total Revenue Requirement	1,209,866,049	1,223,765,933	1,238,260,504	1,253,215,448	1,268,643,239

Attachment 3-A

Portfolio F

NPV (millions of \$)	Category	2043	2044	2045	2046	2047
5,715	<i>Total Portfolio Cost</i>	695,526,111	710,132,159	725,044,935	740,270,878	755,816,567
2,871	<i>Total Owned Cost</i>	199,463,920	203,652,662	207,929,368	212,295,885	216,754,098
1,314	<i>Net Market Purchases</i>	327,395,872	334,271,185	341,290,880	348,457,989	355,775,607
1,529	<i>Contract Cost</i>	168,666,319	172,208,312	175,824,686	179,517,005	183,286,862
1,557	<i>FOM</i>	115,980,529	118,416,121	120,902,859	123,441,819	126,034,097
2,110	<i>Book Depreciation</i>	98,669,072	99,598,811	100,548,075	101,517,274	102,506,825
708	<i>Taxes</i>	33,268,138	30,781,076	28,193,648	25,602,010	23,007,006
1,588	<i>Capital Charge</i>	66,965,727	61,748,988	56,558,427	51,359,420	46,153,662
746	<i>Other Fixed Charges</i>	88,629,878	90,491,105	92,391,419	94,331,638	96,312,603
12,424	<i>Total Revenue Requirement</i>	1,099,039,456	1,111,168,260	1,123,639,362	1,136,523,039	1,149,830,761

CHALLENGED ECONOMY

Portfolio A

NPV (millions of \$)	Category	2043	2044	2045	2046	2047
4,227	<i>Total Portfolio Cost</i>	383,068,812	391,113,257	399,326,635	407,712,495	416,274,457
2,379	<i>Total Owned Cost</i>	108,279,818	110,553,694	112,875,322	115,245,704	117,665,863
-415	<i>Net Market Purchases</i>	(5,527,209)	(5,643,280)	(5,761,789)	(5,882,787)	(6,006,325)
2,264	<i>Contract Cost</i>	280,316,202	286,202,843	292,213,102	298,349,578	304,614,919
1,080	<i>FOM</i>	52,954,294	54,066,334	55,201,727	56,360,963	57,544,543
1,837	<i>Book Depreciation</i>	68,923,454	69,286,055	69,656,272	70,034,262	70,420,191
478	<i>Taxes</i>	21,608,414	19,893,580	18,083,171	16,273,443	14,465,342
1,128	<i>Capital Charge</i>	43,575,504	39,907,911	36,276,105	32,645,663	29,018,487
746	<i>Other Fixed Charges</i>	88,629,878	90,491,105	92,391,419	94,331,638	96,312,603
9,496	<i>Total Revenue Requirement</i>	658,760,355	664,758,243	670,935,329	677,358,464	684,035,623

Attachment 3-A

Portfolio B

NPV (millions of \$)	Category	2043	2044	2045	2046	2047
3,434	<i>Total Portfolio Cost</i>	229,808,713	234,634,696	239,562,024	244,592,827	249,729,276
2,379	<i>Total Owned Cost</i>	108,279,818	110,553,694	112,875,322	115,245,704	117,665,863
-1,086	<i>Net Market Purchases</i>	(43,832,837)	(44,753,327)	(45,693,147)	(46,652,703)	(47,632,410)
2,141	<i>Contract Cost</i>	165,361,732	168,834,328	172,379,849	175,999,826	179,695,823
1,128	<i>FOM</i>	73,290,228	74,829,322	76,400,738	78,005,154	79,643,262
1,909	<i>Book Depreciation</i>	97,102,965	97,674,785	98,258,614	98,854,704	99,463,311
532	<i>Taxes</i>	40,317,115	37,882,157	35,422,144	32,958,574	30,492,311
1,235	<i>Capital Charge</i>	81,106,467	75,994,254	71,059,297	66,117,202	61,169,706
746	<i>Other Fixed Charges</i>	88,629,878	90,491,105	92,391,419	94,331,638	96,312,603
8,985	<i>Total Revenue Requirement</i>	610,255,365	611,506,320	613,094,237	614,860,099	616,810,468

Portfolio C

NPV (millions of \$)	Category	2043	2044	2045	2046	2047
3,573	<i>Total Portfolio Cost</i>	282,746,717	288,684,399	294,746,771	300,936,453	307,256,119
2,379	<i>Total Owned Cost</i>	108,279,818	110,553,694	112,875,322	115,245,704	117,665,863
-1,081	<i>Net Market Purchases</i>	(37,295,677)	(38,078,886)	(38,878,543)	(39,694,992)	(40,528,587)
2,275	<i>Contract Cost</i>	211,762,576	216,209,590	220,749,992	225,385,742	230,118,842
1,062	<i>FOM</i>	55,456,244	56,620,825	57,809,862	59,023,869	60,263,371
1,808	<i>Book Depreciation</i>	72,498,361	72,886,703	73,283,200	73,688,023	74,101,348
460	<i>Taxes</i>	27,594,357	25,732,403	23,849,030	21,965,811	20,083,687
1,091	<i>Capital Charge</i>	55,583,725	51,620,999	47,842,821	44,064,951	40,289,280
746	<i>Other Fixed Charges</i>	88,629,878	90,491,105	92,391,419	94,331,638	96,312,603
8,740	<i>Total Revenue Requirement</i>	582,509,282	586,036,434	589,923,103	594,010,746	598,306,408

Attachment 3-A

Portfolio D

NPV (millions of \$)	Category	2043	2044	2045	2046	2047
3,887	<i>Total Portfolio Cost</i>	357,138,526	364,638,435	372,295,842	380,114,054	388,096,449
3,145	<i>Total Owned Cost</i>	235,252,119	240,192,414	245,236,455	250,386,420	255,644,535
-1,129	<i>Net Market Purchases</i>	(123,746,489)	(126,345,165)	(128,998,414)	(131,707,380)	(134,473,235)
1,871	<i>Contract Cost</i>	245,632,895	250,791,186	256,057,801	261,435,015	266,925,150
1,102	<i>FOM</i>	51,692,222	52,777,758	53,886,091	55,017,699	56,173,071
1,919	<i>Book Depreciation</i>	72,180,309	72,521,400	72,869,653	73,225,220	73,588,254
546	<i>Taxes</i>	19,298,995	17,388,783	15,452,795	13,518,929	11,588,162
1,263	<i>Capital Charge</i>	38,942,648	34,883,115	30,999,387	27,119,916	23,246,662
746	<i>Other Fixed Charges</i>	88,629,878	90,491,105	92,391,419	94,331,638	96,312,603
9,463	<i>Total Revenue Requirement</i>	627,882,577	632,700,596	637,895,188	643,327,457	649,005,201

Portfolio E

NPV (millions of \$)	Category	2043	2044	2045	2046	2047
2,315	<i>Total Portfolio Cost</i>	115,994,253	118,430,132	120,917,165	123,456,426	126,049,010
3,145	<i>Total Owned Cost</i>	235,252,119	240,192,414	245,236,455	250,386,420	255,644,535
-2,021	<i>Net Market Purchases</i>	(239,799,173)	(244,834,955)	(249,976,490)	(255,225,996)	(260,585,742)
1,191	<i>Contract Cost</i>	120,541,306	123,072,674	125,657,200	128,296,001	130,990,217
1,519	<i>FOM</i>	110,123,835	112,436,436	114,797,601	117,208,351	119,669,726
2,151	<i>Book Depreciation</i>	104,041,307	104,915,477	105,808,003	106,719,273	107,649,680
732	<i>Taxes</i>	33,246,374	30,629,818	27,981,765	25,329,993	22,675,358
1,637	<i>Capital Charge</i>	66,922,066	61,445,554	56,133,375	50,813,736	45,488,353
746	<i>Other Fixed Charges</i>	88,629,878	90,491,105	92,391,419	94,331,638	96,312,603
9,102	<i>Total Revenue Requirement</i>	518,957,714	518,348,522	518,029,328	517,859,417	517,844,731

Attachment 3-A

Portfolio F

NPV (millions of \$)	Category	2043	2044	2045	2046	2047
2,196	Total Portfolio Cost	88,287,214	90,141,245	92,034,211	93,966,930	95,940,235
2,379	Total Owned Cost	108,279,818	110,553,694	112,875,322	115,245,704	117,665,863
-1,712	Net Market Purchases	(188,658,924)	(192,620,761)	(196,665,797)	(200,795,779)	(205,012,490)
1,529	Contract Cost	168,666,319	172,208,312	175,824,686	179,517,005	183,286,862
1,557	FOM	115,980,529	118,416,121	120,902,859	123,441,819	126,034,097
2,110	Book Depreciation	98,669,072	99,598,811	100,548,075	101,517,274	102,506,825
708	Taxes	33,268,138	30,781,076	28,193,648	25,602,010	23,007,006
1,588	Capital Charge	66,965,727	61,748,988	56,558,427	51,359,420	46,153,662
746	Other Fixed Charges	88,629,878	90,491,105	92,391,419	94,331,638	96,312,603
8,905	Total Revenue Requirement	491,800,558	491,177,346	490,628,639	490,219,090	489,954,429

BOOMING ECONOMY/ ABUNDANT NATURAL GAS

Portfolio A

NPV (millions of \$)	Category	2043	2044	2045	2046	2047
6,898	Total Portfolio Cost*	889,213,498	907,886,981	926,952,608	946,418,613	966,293,404
2,398	Total Owned Cost	133,394,004	136,195,278	139,055,379	141,975,542	144,957,028
2,117	Net Market Purchases	437,781,214	446,974,619	456,361,086	465,944,669	475,729,507
2,308	Contract Cost	301,654,748	307,989,497	314,457,277	321,060,879	327,803,158
1,080	FOM	52,954,294	54,066,334	55,201,727	56,360,963	57,544,543
1,837	Book Depreciation	68,923,454	69,286,055	69,656,272	70,034,262	70,420,191
478	Taxes	21,608,414	19,893,580	18,083,171	16,273,443	14,465,342
1,128	Capital Charge	43,575,504	39,907,911	36,276,105	32,645,663	29,018,487
746	Other Fixed Charges	88,629,878	90,491,105	92,391,419	94,331,638	96,312,603
12,167	Total Revenue Requirement	1,164,905,042	1,181,531,968	1,198,561,302	1,216,064,582	1,234,054,569

*Given high load scenario, Total Portfolio Cos

Attachment 3-A

Portfolio B

NPV (millions of \$)	Category	2043	2044	2045	2046	2047
6,148	Total Portfolio Cost*	721,144,878	736,288,920	751,750,987	767,537,758	783,656,051
2,398	Total Owned Cost	133,394,004	136,195,278	139,055,379	141,975,542	144,957,028
1,535	Net Market Purchases	406,156,574	414,685,862	423,394,265	432,285,545	441,363,541
2,141	Contract Cost	165,361,732	168,834,328	172,379,849	175,999,826	179,695,823
1,128	FOM	73,290,228	74,829,322	76,400,738	78,005,154	79,643,262
1,909	Book Depreciation	97,102,965	97,674,785	98,258,614	98,854,704	99,463,311
532	Taxes	40,317,115	37,882,157	35,422,144	32,958,574	30,492,311
1,235	Capital Charge	81,106,467	75,994,254	71,059,297	66,117,202	61,169,706
746	Other Fixed Charges	88,629,878	90,491,105	92,391,419	94,331,638	96,312,603
11,699	Total Revenue Requirement	1,101,591,529	1,113,160,544	1,125,283,200	1,137,805,030	1,150,737,243

*Given high load scenario, Total Portfolio Cos

Portfolio C

NPV (millions of \$)	Category	2043	2044	2045	2046	2047
6,307	Total Portfolio Cost*	775,337,833	791,619,927	808,243,946	825,217,068	842,546,627
2,398	Total Owned Cost	133,394,004	136,195,278	139,055,379	141,975,542	144,957,028
1,560	Net Market Purchases	413,948,685	422,641,607	431,517,081	440,578,940	449,831,097
2,275	Contract Cost	211,762,576	216,209,590	220,749,992	225,385,742	230,118,842
1,062	FOM	55,456,244	56,620,825	57,809,862	59,023,869	60,263,371
1,808	Book Depreciation	72,498,361	72,886,703	73,283,200	73,688,023	74,101,348
460	Taxes	27,594,357	25,732,403	23,849,030	21,965,811	20,083,687
1,091	Capital Charge	55,583,725	51,620,999	47,842,821	44,064,951	40,289,280
746	Other Fixed Charges	88,629,878	90,491,105	92,391,419	94,331,638	96,312,603
11,475	Total Revenue Requirement	1,075,100,397	1,088,971,962	1,103,420,277	1,118,291,361	1,133,596,916

*Given high load scenario, Total Portfolio Cos

Attachment 3-A

Portfolio D

NPV (millions of \$)	Category	2043	2044	2045	2046	2047
6,521	Total Portfolio Cost*	856,884,295	874,878,865	893,251,321	912,009,599	931,161,801
3,248	Total Owned Cost	291,062,213	297,174,519	303,415,184	309,786,903	316,292,428
1,286	Net Market Purchases	284,386,048	290,358,155	296,455,676	302,681,245	309,037,552
1,911	Contract Cost	265,052,502	270,618,604	276,301,595	282,103,928	288,028,111
1,102	FOM	51,692,222	52,777,758	53,886,091	55,017,699	56,173,071
1,919	Book Depreciation	72,180,309	72,521,400	72,869,653	73,225,220	73,588,254
546	Taxes	19,298,995	17,388,783	15,452,795	13,518,929	11,588,162
1,263	Capital Charge	38,942,648	34,883,115	30,999,387	27,119,916	23,246,662
746	Other Fixed Charges	88,629,878	90,491,105	92,391,419	94,331,638	96,312,603
12,097	Total Revenue Requirement	1,127,628,346	1,142,941,027	1,158,850,667	1,175,223,002	1,192,070,552

*Given high load scenario, Total Portfolio Cos

Portfolio E

NPV (millions of \$)	Category	2043	2044	2045	2046	2047
4,970	Total Portfolio Cost*	586,680,572	599,000,864	611,579,882	624,423,059	637,535,944
3,248	Total Owned Cost	291,062,213	297,174,519	303,415,184	309,786,903	316,292,428
455	Net Market Purchases	158,693,520	162,026,084	165,428,632	168,902,633	172,449,588
1,191	Contract Cost	120,541,306	123,072,674	125,657,200	128,296,001	130,990,217
1,519	FOM	110,123,835	112,436,436	114,797,601	117,208,351	119,669,726
2,151	Book Depreciation	104,041,307	104,915,477	105,808,003	106,719,273	107,649,680
732	Taxes	33,246,374	30,629,818	27,981,765	25,329,993	22,675,358
1,637	Capital Charge	66,922,066	61,445,554	56,133,375	50,813,736	45,488,353
746	Other Fixed Charges	88,629,878	90,491,105	92,391,419	94,331,638	96,312,603
11,756	Total Revenue Requirement	989,644,032	998,919,254	1,008,692,045	1,018,826,051	1,029,331,664

*Given high load scenario, Total Portfolio Cos

Attachment 3-A

Portfolio F

NPV (millions of \$)	Category	2043	2044	2045	2046	2047
4,876	<i>Total Portfolio Cost*</i>	551,678,776	563,264,030	575,092,575	587,169,519	599,500,079
2,398	<i>Total Owned Cost</i>	133,394,004	136,195,278	139,055,379	141,975,542	144,957,028
874	<i>Net Market Purchases</i>	233,234,921	238,132,854	243,133,644	248,239,450	253,452,479
1,529	<i>Contract Cost</i>	168,666,319	172,208,312	175,824,686	179,517,005	183,286,862
1,557	<i>FOM</i>	115,980,529	118,416,121	120,902,859	123,441,819	126,034,097
2,110	<i>Book Depreciation</i>	98,669,072	99,598,811	100,548,075	101,517,274	102,506,825
708	<i>Taxes</i>	33,268,138	30,781,076	28,193,648	25,602,010	23,007,006
1,588	<i>Capital Charge</i>	66,965,727	61,748,988	56,558,427	51,359,420	46,153,662
746	<i>Other Fixed Charges</i>	88,629,878	90,491,105	92,391,419	94,331,638	96,312,603
11,585	<i>Total Revenue Requirement</i>	955,192,121	964,300,131	973,687,003	983,421,680	993,514,273

*Given high load scenario, Total Portfolio Cos

Attachment 3-A

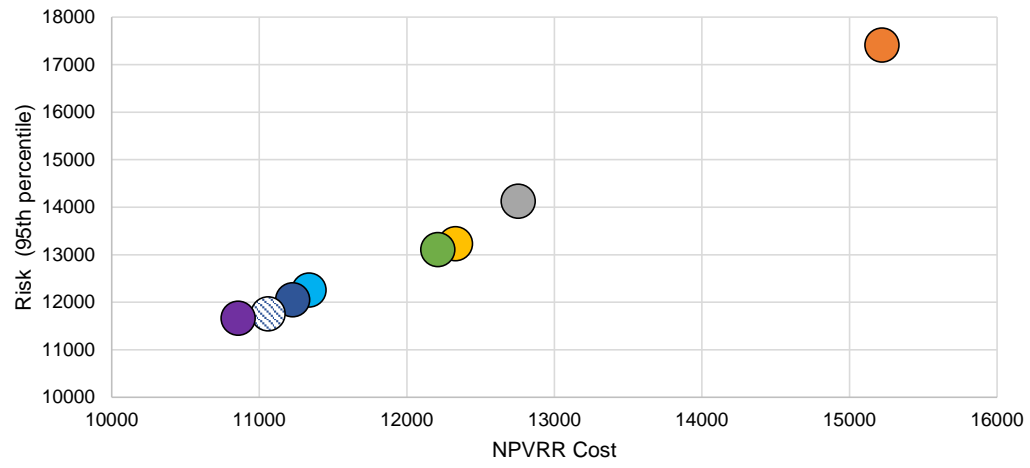
Stochastic Results - Retirements Summary

30-Year NPV

		1	2	3	4	5	6	7	8
Max		17,581	14,262	13,406	13,286	12,446	12,228	11,902	11,828
Min		13,739	11,784	11,651	11,531	10,626	10,582	10,501	10,228
Q1		14,797	12,451	12,084	11,964	11,088	10,996	10,867	10,628
Q3	Cost Certainty	15,840	13,158	12,622	12,502	11,634	11,504	11,295	11,132
MEAN		15,408	12,871	12,392	12,272	11,402	11,283	11,107	10,914
Median		15,222	12,755	12,332	12,212	11,338	11,228	11,062	10,858
STDEV		1257	786	504	504	509	451	381	437
95%	Cost Risk	17,406	14,123	13,225	13,105	12,252	12,045	11,750	11,656
5%		13,798	11,851	11,710	11,590	10,712	10,665	10,584	10,314
Median - 5%		1,424	904	622	622	626	563	477	544
95% - Median		2,184	1,368	893	893	914	817	688	798
Q1-5%		999	599	374	374	376	331	283	314
Q1		14,797	12,451	12,084	11,964	11,088	10,996	10,867	10,628
Median-Q1		425	305	248	248	251	231	195	230
Q3-Median		618	402	290	290	296	276	234	274
95%-Q3		1,566	966	603	603	618	541	455	524

	Cost	75th - 25th Percentile	95th Percentile	75th			
1	15,222	1,042	17,406	15,840	5,750	4,708	
2	12,755	707	14,123	13,158	2,467	2,026	
3	12,332	538	13,225	12,622	1,569	1,490	
4	12,212	538	13,105	12,502	1,449	1,370	
5	11,338	547	12,252	11,634	596	502	
6	11,228	507	12,045	11,504	389	372	
7	11,062	428	11,750	11,295	93	163	
8	10,858	504	11,656	11,132	-	-	

Attachment 3-A



Attachment 3-A

Delta from Least Cost							
1	2	3	4	5	6	7	8
4,708	2,026	1,490	1,370	502	372	163	-
5,750	2,467	1,569	1,449	596	389	93	-
% Change from Least Cost							
1	2	3	4	5	6	7	8
42.3%	18.2%	13.4%	12.3%	4.5%	3.3%	1.5%	0.0%
49.3%	21.2%	13.5%	12.4%	5.1%	3.3%	0.8%	0.0%

Attachment 3-A

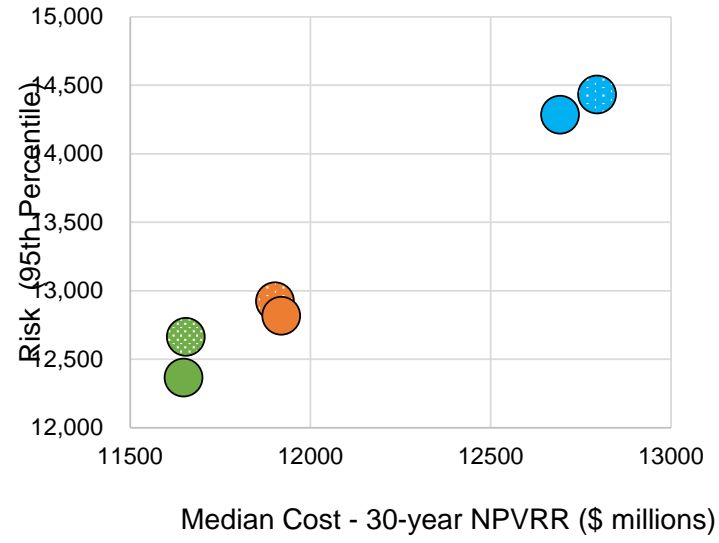
Stochastic Results - Replacements Summary

30-Year NPV

		Replacements A	Replacements B	Replacements C	Replacements D	Replacements E	Replacements F
Max		14,725	13,152	12,887	14,535	12,983	12,544
Min		11,528	11,103	10,868	11,409	11,152	11,062
Q1		12,394	11,632	11,392	12,298	11,650	11,441
Q3	Cost Certainty	13,360	12,254	12,007	13,286	12,245	11,883
MEAN		12,916	11,972	11,725	12,818	11,977	11,692
Median		12,795	11,902	11,655	12,693	11,920	11,649
STDEV		911	560	551	890	508	401
95%	Cost Risk	14,431	12,922	12,661	14,284	12,815	12,364
5%		11,692	11,215	10,982	11,594	11,261	11,138
Median - 5%		1,104	687	672	1,099	659	511
95% - Median		1,636	1,020	1,007	1,591	896	715
Q1-5%		702	417	410	704	389	303
Q1		12,394	11,632	11,392	12,298	11,650	11,441
Median-Q1		402	270	263	395	270	208
Q3-Median		565	352	352	593	325	234
95%-Q3		1,071	668	654	998	571	481

	Median Cost	75th - 25th Percentile	95th Percentile	75th Percentile
A	12,795	966.88	14,431	13,360
B	11,902	621.79	12,922	12,254
C	11,655	614.85	12,661	12,007
D	12,693	987.92	14,284	13,286
E	11,920	594.98	12,815	12,245
F	11,649	442.42	12,364	11,883

Attachment 3-A



Attachment 3-A

Delta from Least Cost

Replacements A	Replacements B	Replacements C	Replacements D	Replacements E	Replacements F
1,477	371	124	1,403	362	-
2,067	558	297	1,920	452	-

% Change from Least Cost

Replacements A	Replacements B	Replacements C	Replacements D	Replacements E	Replacements F
121.4%	112.4%	0.0%	0.0%	0.0%	0.0%
					0.0%
103.7%	99.0%	0.0%	0.0%	0.0%	0.0%

Attachment 3-A

Portfolio Summary

Component	Description
Portfolio Generation Cost	The total variable costs associated with operating the portfolio, including fuel, emissions, VOM, contract (PPA) costs, and net market purchases from the MISO energy market
Resource Cost	The sum of all variable costs associated with owned generating assets, including fuel, emissions, and VOM
Contract Purchases Cost	The sum of all contract or PPA costs plus costs associated with new DSM programs
Market Sales Cost	Costs associated with energy market sales to MISO
Market Purchases Cost	Costs associated with energy market purchases from MISO

Portfolio Name:	Retirements 1
Scenario	Base

Year	Portfolio Generation Cost (\$000s)	Resource Cost - without FOM (\$000s)	Resource Cost - without FOM (\$/MWh)	Contract Purchases Cost (\$000s)	Contract Purchases Cost (\$/MWh)	Market Sales Cost (\$000s)	Market Purchases Cost (\$000s)
2018	441,497	346,820	26	35,800	87.51	(33,060)	91,937
2019	443,241	315,337	24	56,122	103.46	(21,352)	93,134
2020	470,569	354,413	27	58,408	87.43	(33,382)	91,130
2021	493,310	363,571	28	62,536	75.82	(34,135)	111,338
2022	469,601	372,184	29	42,486	51.51	(47,770)	102,701
2023	487,639	412,242	29	44,354	53.79	(57,486)	88,529
2024	496,459	482,890	30	39,754	55.37	(85,130)	60,006
2025	525,181	461,251	31	38,010	56.45	(58,812)	84,732
2026	683,618	608,921	41	38,641	57.39	(78,804)	114,860
2027	711,354	610,570	43	39,482	58.64	(73,454)	134,757
2028	727,841	639,613	45	21,461	31.79	(71,481)	138,048
2029	743,970	624,411	46	16,933	27.79	(60,670)	163,296
2030	775,518	702,495	48	12,892	23.30	(81,704)	141,835
2031	800,700	685,532	50	12,927	23.37	(63,554)	168,795
2032	831,074	724,573	52	12,292	22.16	(73,663)	167,872
2033	875,282	780,053	53	12,299	22.23	(73,517)	176,448
2034	910,026	784,346	55	11,137	20.13	(70,436)	184,978
2035	818,281	689,343	49	10,510	19.00	(85,107)	203,534
2036	856,199	688,725	50	9,036	16.29	(64,783)	222,220
2037	891,631	653,107	51	9,040	16.34	(53,483)	282,967
2038	915,524	720,042	53	9,042	16.34	(65,145)	251,585

Portfolio Name:	Retirements 1
Scenario	Aggressive Environmental Regulation

Year	Portfolio Generation Cost (\$000s)	Resource Cost - without FOM (\$000s)	Resource Cost - without FOM (\$/MWh)	Contract Purchases Cost (\$000s)	Contract Purchases Cost (\$/MWh)	Market Sales Cost (\$000s)	Market Purchases Cost (\$000s)
2018	432,997	342,400	25	35,800	87.51	(35,206)	90,004
2019	458,754	328,892	25	56,122	103.46	(22,202)	96,142
2020	484,021	370,267	28	58,408	87.43	(35,308)	93,696
2021	500,833	380,053	28	62,536	75.82	(36,175)	114,419
2022	472,614	374,026	29	42,486	51.51	(45,545)	104,647
2023	491,103	418,071	29	44,354	53.79	(59,734)	86,418
2024	493,935	486,741	30	39,754	55.37	(89,647)	57,088
2025	523,432	461,869	30	38,010	56.45	(58,901)	82,455
2026	695,084	783,023	56	38,641	57.39	(94,557)	167,976
2027	741,578	790,991	59	39,482	58.64	(79,888)	190,973
2028	982,912	827,780	62	21,461	31.79	(74,912)	208,582
2029	1,018,267	827,964	65	16,933	27.79	(65,041)	238,411
2030	1,081,850	942,460	68	12,892	23.30	(89,602)	215,900
2031	1,121,146	926,769	71	12,927	23.37	(71,694)	253,144
2032	1,178,388	993,495	75	12,292	22.16	(84,027)	254,629
2033	1,256,189	1,050,282	78	12,299	22.23	(83,848)	277,455
2034	1,326,124	1,093,912	82	11,137	20.13	(79,138)	300,895
2035	1,203,572	978,207	73	10,510	19.00	(100,423)	315,277
2036	1,265,720	984,481	76	9,036	16.29	(76,505)	348,707
2037	1,333,905	945,491	78	9,040	16.34	(67,996)	447,370
2038	1,377,437	1,042,121	81	9,042	16.34	(79,912)	406,187

Portfolio Name:	Retirements 1
Scenario	Challenged Economy

Year	Portfolio Generation Cost (\$000s)	Resource Cost - without FOM (\$000s)	Resource Cost - without FOM (\$/MWh)	Contract Purchases Cost (\$000s)	Contract Purchases Cost (\$/MWh)	Market Sales Cost (\$000s)	Market Purchases Cost (\$000s)
2018	430,112	346,895	26	35,800	87.51	(37,773)	85,190
2019	413,495	320,180	25	56,122	103.46	(36,353)	72,546
2020	299,124	354,772	27	58,408	87.43	(138,658)	23,303
2021	304,140	352,712	28	62,536	75.82	(142,019)	30,911
2022	269,084	366,540	28	42,486	51.51	(171,011)	31,069
2023	284,446	403,084	29	44,354	53.79	(188,993)	26,001
2024	289,149	473,531	30	39,754	55.37	(236,715)	12,579
2025	309,827	451,029	30	38,010	56.45	(202,196)	22,984
2026	311,554	479,384	31	38,641	57.39	(226,879)	20,407
2027	321,170	472,957	32	39,482	58.64	(215,746)	24,477
2028	317,823	491,321	33	21,461	31.79	(220,060)	25,101
2029	317,703	475,301	34	16,933	27.79	(205,505)	30,975
2030	325,370	530,747	35	12,892	23.30	(239,611)	21,342
2031	333,072	510,763	35	12,927	23.37	(219,048)	28,431
2032	340,633	530,394	36	12,292	22.16	(244,176)	35,123
2033	354,554	553,166	37	12,299	22.23	(238,266)	27,355
2034	369,173	570,908	38	11,137	20.13	(238,977)	26,106
2035	288,361	495,765	34	10,510	19.00	(250,069)	33,155
2036	306,563	491,719	34	9,036	16.29	(228,907)	33,715
2037	322,419	471,050	35	9,040	16.34	(206,970)	49,298
2038	328,728	515,260	36	9,042	16.34	(232,727)	37,154

Portfolio Name:	Retirements 1
Scenario	Booming Economy/ Abundant Natural Gas

Year	Portfolio Generation Cost (\$000s)	Resource Cost - without FOM (\$000s)	Resource Cost - without FOM (\$/MWh)	Contract Purchases Cost (\$000s)	Contract Purchases Cost (\$/MWh)	Market Sales Cost (\$000s)	Market Purchases Cost (\$000s)
2018	450,029	347,922	26	35,800	87.51	(30,990)	97,297
2019	437,373	316,021	25	56,122	103.46	(24,021)	89,251
2020	438,463	336,702	26	58,408	87.43	(35,917)	80,330
2021	443,652	323,257	25	62,536	75.82	(33,649)	91,508
2022	419,395	331,183	26	42,486	51.51	(41,223)	86,948
2023	440,679	369,053	27	44,354	53.79	(50,466)	73,737
2024	457,268	429,822	27	39,754	55.37	(69,219)	57,102
2025	477,885	408,067	28	38,010	56.45	(45,810)	77,618
2026	631,273	533,436	38	38,641	57.39	(50,551)	109,746
2027	654,777	539,613	39	39,482	58.64	(45,648)	121,271
2028	670,877	554,551	41	21,461	31.79	(41,849)	136,714
2029	688,443	545,129	42	16,933	27.79	(34,357)	160,737
2030	728,271	619,704	44	12,892	23.30	(46,742)	142,418
2031	754,885	614,874	46	12,927	23.37	(36,735)	163,819
2032	789,552	642,995	48	12,292	22.16	(39,463)	173,728
2033	834,132	675,268	49	12,299	22.23	(39,298)	185,863
2034	867,724	692,262	51	11,137	20.13	(35,153)	199,478
2035	787,011	620,065	45	10,510	19.00	(51,521)	207,856
2036	821,030	609,981	45	9,036	16.29	(34,321)	236,334
2037	848,201	577,596	46	9,040	16.34	(29,446)	291,010
2038	881,385	635,263	47	9,042	16.34	(33,142)	270,222

Attachment 3-A

Portfolio Summary

Component	Description
Portfolio Generation Cost	The total variable costs associated with operating the portfolio, including fuel, emissions, VOM, contract (PPA) costs, and net market purchases from the MISO energy market
Resource Cost	The sum of all variable costs associated with owned generating assets, including fuel, emissions, and VOM
Contract Purchases Cost	Costs associated with energy market sales to MISO
Market Sales Cost	Costs associated with energy market purchases from MISO
Market Purchases Cost	Costs associated with energy market purchases from MISO

Portfolio Name:	Retirements 2
Scenario	Base

Year	Portfolio Generation Cost (\$000s)	Resource Cost - without FOM (\$000s)	Resource Cost - without FOM (\$/MWh)	Contract Purchases Cost (\$000s)	Contract Purchases Cost (\$/MWh)	Market Sales Cost (\$000s)	Market Purchases Cost (\$000s)
2018	441,497	346,820	26	35,800	87.51	(33,060)	91,937
2019	443,241	315,337	24	56,122	103.46	(21,352)	93,134
2020	470,569	354,413	27	58,408	87.43	(33,382)	91,130
2021	475,448	363,571	28	135,808	36.77	(78,342)	64,411
2022	464,764	372,184	29	165,097	35.51	(124,157)	51,641
2023	485,947	332,345	29	206,984	33.32	(106,802)	53,420
2024	501,745	336,512	29	203,110	32.60	(77,927)	40,050
2025	520,799	310,415	30	201,204	32.04	(51,925)	61,104
2026	616,697	424,099	40	202,221	31.64	(79,889)	70,266
2027	632,291	423,986	42	203,337	31.29	(74,764)	79,732
2028	633,412	441,290	43	186,003	28.09	(74,626)	89,725
2029	640,613	423,378	45	181,321	27.30	(65,408)	101,321
2030	658,820	497,862	47	177,628	26.55	(92,576)	75,907
2031	674,581	470,560	48	178,024	26.25	(70,569)	86,576
2032	686,017	498,947	50	178,075	25.82	(69,341)	97,337
2033	709,521	530,731	52	178,057	25.54	(90,387)	91,121
2034	732,281	543,003	53	177,050	25.36	(86,923)	99,150
2035	650,991	447,936	45	176,722	25.30	(110,715)	136,653
2036	673,646	439,243	46	175,853	25.12	(92,385)	150,935
2037	695,064	390,806	46	175,520	25.08	(73,359)	202,098
2038	712,991	451,180	49	175,662	25.04	(90,084)	176,233

Portfolio Name:	Retirements 2
Scenario	Aggressive Environmental Regulation

Year	Portfolio Generation Cost (\$000s)	Resource Cost - without FOM (\$000s)	Resource Cost - without FOM (\$/MWh)	Contract Purchases Cost (\$000s)	Contract Purchases Cost (\$/MWh)	Market Sales Cost (\$000s)	Market Purchases Cost (\$000s)
2018	432,997	342,400	25	35,800	87.51	(35,206)	90,004
2019	458,754	326,692	25	56,122	103.46	(22,202)	96,142
2020	484,021	370,267	28	58,408	87.43	(35,369)	93,696
2021	479,564	380,053	28	135,808	36.77	(82,509)	66,212
2022	465,666	374,026	29	165,097	35.51	(125,845)	52,388
2023	487,703	336,550	29	206,984	33.32	(110,715)	54,884
2024	500,085	338,101	29	203,110	32.60	(79,630)	40,804
2025	522,694	307,183	30	201,204	32.04	(51,184)	65,490
2026	761,716	550,181	54	202,221	31.64	(88,173)	97,487
2027	784,423	554,021	57	203,337	31.29	(82,877)	109,942
2028	800,539	576,342	60	186,003	28.09	(79,156)	117,390
2029	818,329	568,275	62	181,321	27.30	(72,877)	141,610
2030	859,297	673,236	66	177,628	26.55	(103,713)	112,147
2031	876,896	638,576	69	178,024	26.25	(80,654)	142,850
2032	904,477	689,021	72	178,075	25.82	(104,550)	141,931
2033	951,700	740,723	76	178,057	25.54	(108,107)	141,027
2034	996,668	766,540	79	177,050	25.36	(101,458)	154,536
2035	862,753	641,120	67	176,722	25.30	(139,586)	201,494
2036	921,136	632,974	69	175,853	25.12	(115,839)	228,148
2037	960,155	575,157	70	175,520	25.08	(95,246)	304,724
2038	995,240	663,651	75	175,662	25.04	(115,658)	271,585

Portfolio Name:	Retirements 2
Scenario	Challenged Economy

Year	Portfolio Generation Cost (\$000s)	Resource Cost - without FOM (\$000s)	Resource Cost - without FOM (\$/MWh)	Contract Purchases Cost (\$000s)	Contract Purchases Cost (\$/MWh)	Market Sales Cost (\$000s)	Market Purchases Cost (\$000s)
2018	430,112	346,896	26	35,800	87.51	(37,773)	85,190
2019	413,495	320,180	25	56,122	103.46	(36,353)	72,546
2020	299,124	354,772	27	58,408	87.43	(136,654)	23,303
2021	286,455	352,712	28	135,808	36.77	(211,249)	9,184
2022	267,634	366,540	28	165,097	35.51	(272,774)	8,770
2023	285,137	325,201	28	206,984	33.32	(253,472)	6,424
2024	291,872	331,540	29	203,110	32.60	(244,418)	1,631
2025	302,920	306,458	29	201,204	32.04	(210,650)	5,908
2026	299,473	331,370	30	202,221	31.64	(238,259)	4,140
2027	302,894	326,746	31	203,337	31.29	(231,279)	4,089
2028	299,975	337,345	32	186,003	28.09	(236,762)	5,390
2029	284,069	320,243	33	181,321	27.30	(224,648)	7,153
2030	281,995	373,800	34	177,628	26.55	(271,782)	2,350
2031	282,911	349,835	34	178,024	26.25	(249,544)	4,596
2032	280,797	362,838	35	178,075	25.82	(266,658)	6,542
2033	283,125	383,349	36	178,057	25.54	(281,250)	2,970
2034	291,142	392,838	37	177,050	25.36	(281,507)	2,759
2035	221,580	321,421	31	176,722	25.30	(267,389)	10,807
2036	230,303	312,960	32	175,853	25.12	(263,711)	10,801
2037	237,039	282,576	31	175,520	25.08	(240,536)	19,479
2038	239,399	324,289	33	175,662	25.04	(272,301)	11,749

Portfolio Name:	Retirements 2
Scenario	Booming Economy/ Abundant Natural Gas

Year	Portfolio Generation Cost (\$000s)	Resource Cost - without FOM (\$000s)	Resource Cost - without FOM (\$/MWh)	Contract Purchases Cost (\$000s)	Contract Purchases Cost (\$/MWh)	Market Sales Cost (\$000s)	Market Purchases Cost (\$000s)
2018	450,029	347,922	26	35,800	87.51	(30,990)	97,297
2019	437,373	316,021	25	56,122	103.46	(24,021)	89,251
2020	438,463	336,702	26	58,408	87.43	(35,977)	80,330
2021	436,051	323,257	25	135,808	36.77	(72,826)	49,812
2022	432,547	331,183	26	165,097	35.51	(104,509)	40,776
2023	454,845	299,986	26	206,984	33.32	(83,404)	41,478
2024	472,341	305,480	26	203,110	32.60	(67,837)	31,688
2025	484,732	281,912	27	201,204	32.04	(43,828)	45,444
2026	581,200	377,702	36	202,221	31.64	(56,902)	58,179
2027	598,528	382,876	37	203,337	31.29	(52,490)	62,809
2028	598,929	391,145	38	186,003	28.09	(48,501)	70,283
2029	606,953	379,152	40	181,321	27.30	(42,846)	89,326
2030	634,478	447,243	42	177,628	26.55	(60,957)	70,564
2031	648,002	428,790	44	178,024	26.25	(46,189)	87,377
2032	667,909	449,627	45	178,075	25.82	(55,189)	94,596
2033	695,060	480,563	47	178,057	25.54	(56,095)	92,536
2034	718,106	489,943	48	177,050	25.36	(50,639)	101,751
2035	645,340	412,236	41	176,722	25.30	(70,363)	136,745
2036	670,886	394,265	41	175,853	25.12	(59,239)	160,007
2037	687,960	357,118	41	175,520	25.08	(46,490)	201,811
2038	716,520	410,421	43	175,662	25.04	(56,164)	186,602

Attachment 3-A

Portfolio Summary

Component	Description
Portfolio Generation Cost	The total variable costs associated with operating the portfolio, including fuel, emissions, VOM, contract (PPA) costs, and net market purchases from the MISO energy market
Resource Cost	The sum of all variable costs associated with owned generating assets, including fuel, emissions, and VOM
Contract Purchases Cost	The sum of all contract or PPA costs plus costs associated with new DSM programs
Market Sales Cost	Costs associated with energy market sales to MISO
Market Purchases Cost	Costs associated with energy market purchases from MISO

Portfolio Name:	Retirements 3
Scenario	Base

Year	Portfolio Generation Cost (\$000s)	Resource Cost - without FOM (\$000s)	Resource Cost - without FOM (\$/MWh)	Contract Purchases Cost (\$000s)	Contract Purchases Cost (\$/MWh)	Market Sales Cost (\$000s)	Market Purchases Cost (\$000s)
2018	441,497	346,820	26	35,800	87.51	(33,060)	91,937
2019	443,241	315,337	24	56,122	103.46	(21,352)	93,134
2020	470,569	354,413	27	58,408	87.43	(33,382)	91,130
2021	475,448	353,571	28	135,808	36.77	(78,342)	64,411
2022	484,764	372,184	29	165,097	35.51	(124,157)	51,641
2023	484,952	332,345	29	216,108	33.32	(114,067)	50,566
2024	500,403	336,512	29	212,208	32.63	(85,736)	37,419
2025	519,260	310,415	30	210,237	32.10	(58,787)	57,395
2026	613,019	424,099	40	211,209	31.71	(88,619)	66,331
2027	628,201	423,986	42	212,279	31.37	(82,972)	74,908
2028	520,103	304,317	30	194,918	28.30	(116,626)	117,694
2029	511,479	219,867	27	190,172	27.53	(72,429)	173,869
2030	526,798	248,908	29	186,442	26.81	(75,194)	166,642
2031	534,410	243,206	30	186,792	26.51	(77,186)	181,608
2032	540,775	242,097	31	186,816	26.10	(82,853)	194,715
2033	559,171	269,760	32	186,734	25.82	(86,590)	189,268
2034	574,786	269,051	33	185,682	25.65	(83,536)	203,590
2035	476,377	189,361	22	185,317	25.59	(156,465)	257,464
2036	490,234	132,392	18	184,420	25.41	(133,056)	306,488
2037	508,124	122,113	17	184,024	25.37	(128,106)	330,092
2038	517,350	124,933	17	184,129	25.33	(131,117)	339,415

Portfolio Name:	Retirements 3
Scenario	Aggressive Environmental Regulation

Year	Portfolio Generation Cost (\$000s)	Resource Cost - without FOM (\$000s)	Resource Cost - without FOM (\$/MWh)	Contract Purchases Cost (\$000s)	Contract Purchases Cost (\$/MWh)	Market Sales Cost (\$000s)	Market Purchases Cost (\$000s)
2018	432,997	342,400	25	35,800	87.51	(35,206)	90,004
2019	458,754	326,692	25	56,122	103.46	(22,202)	96,142
2020	484,021	370,267	28	58,408	87.43	(35,329)	93,696
2021	479,564	380,053	28	135,808	36.77	(82,509)	66,212
2022	465,666	374,026	29	165,097	35.51	(125,845)	52,388
2023	486,462	338,550	29	216,108	33.32	(118,178)	51,988
2024	500,416	338,101	29	212,208	32.63	(87,654)	38,061
2025	520,745	307,183	30	210,237	32.10	(58,126)	61,451
2026	755,027	550,181	54	211,209	31.71	(98,482)	92,120
2027	777,164	554,021	57	212,279	31.37	(92,683)	103,546
2028	612,614	395,230	41	194,918	28.30	(135,813)	158,281
2029	621,250	293,832	37	190,172	27.53	(89,839)	227,085
2030	651,082	334,781	40	186,442	26.81	(93,858)	223,718
2031	662,239	325,419	41	186,792	26.51	(96,244)	246,271
2032	676,676	330,825	43	186,816	26.10	(105,737)	264,773
2033	712,519	374,536	46	186,734	25.82	(110,671)	261,919
2034	741,303	379,086	47	185,682	25.65	(109,205)	285,740
2035	624,504	265,990	32	185,317	25.59	(208,814)	362,103
2036	618,419	183,375	25	184,420	25.41	(182,409)	433,032
2037	650,704	174,920	24	184,024	25.37	(178,829)	470,590
2038	665,088	179,778	25	184,129	25.33	(183,865)	485,047

Portfolio Name:	Retirements 3
Scenario	Challenged Economy

Year	Portfolio Generation Cost (\$000s)	Resource Cost - without FOM (\$000s)	Resource Cost - without FOM (\$/MWh)	Contract Purchases Cost (\$000s)	Contract Purchases Cost (\$/MWh)	Market Sales Cost (\$000s)	Market Purchases Cost (\$000s)
2018	430,112	346,895	26	35,800	87.51	(37,773)	85,190
2019	413,495	320,180	25	56,122	103.46	(36,353)	72,546
2020	299,124	354,772	27	58,408	87.43	(136,658)	23,303
2021	286,455	352,712	28	135,808	36.77	(211,249)	9,184
2022	267,634	366,540	28	165,097	35.51	(272,774)	8,770
2023	284,481	325,201	28	216,108	33.32	(262,696)	5,867
2024	290,923	331,540	29	212,208	32.63	(254,344)	1,510
2025	301,817	306,458	29	210,237	32.10	(220,310)	5,432
2026	298,096	331,370	30	211,209	31.71	(248,301)	3,818
2027	301,316	326,746	31	212,279	31.37	(241,453)	3,743
2028	193,126	232,833	23	194,918	28.30	(248,970)	14,384
2029	196,129	167,223	20	190,172	27.53	(186,098)	24,833
2030	196,642	188,660	22	186,442	26.81	(198,351)	19,892
2031	191,668	183,650	22	186,792	26.51	(201,081)	22,307
2032	198,354	177,502	22	186,816	26.10	(202,465)	25,541
2033	187,137	195,728	23	186,734	25.82	(215,479)	20,154
2034	190,798	195,864	23	185,682	25.65	(214,069)	23,321
2035	108,817	138,759	16	185,317	25.59	(262,438)	48,179
2036	115,007	87,614	13	184,420	25.41	(229,486)	62,459
2037	117,298	95,117	13	184,024	25.37	(229,456)	67,613
2038	114,641	97,593	13	184,129	25.33	(234,865)	67,784

Portfolio Name:	Retirements 3
Scenario	Booming Economy/ Abundant Natural Gas

Year	Portfolio Generation Cost (\$000s)	Resource Cost - without FOM (\$000s)	Resource Cost - without FOM (\$/MWh)	Contract Purchases Cost (\$000s)	Contract Purchases Cost (\$/MWh)	Market Sales Cost (\$000s)	Market Purchases Cost (\$000s)
2018	450,029	347,922	26	35,800	87.51	(30,990)	97,297
2019	437,373	316,021	25	56,122	103.46	(24,021)	89,251
2020	438,463	336,702	26	58,408	87.43	(35,977)	80,330
2021	436,051	323,257	25	135,808	36.77	(72,826)	49,812
2022	432,547	331,183	26	165,097	35.51	(104,509)	40,776
2023	455,369	299,786	26	216,108	33.32	(99,608)	39,082
2024	472,664	305,480	26	212,208	32.63	(74,320)	29,297
2025	484,946	281,912	27	210,237	32.10	(49,650)	42,447
2026	579,540	377,702	36	211,209	31.71	(63,936)	54,565
2027	594,621	382,976	37	212,279	31.37	(59,097)	58,565
2028	470,749	270,980	26	194,918	28.30	(92,496)	97,348
2029	474,037	197,851	24	190,172	27.53	(58,205)	144,220
2030	494,185	224,472	25	186,442	26.81	(59,780)	143,054
2031	503,803	222,100	26	186,792	26.51	(61,295)	156,205
2032	516,016	217,176	26	186,816	26.10	(62,305)	174,329
2033	539,356	246,282	29	186,734	25.82	(65,429)	171,770
2034	554,594	245,415	29	185,682	25.65	(60,019)	183,516
2035	469,241	175,943	20	185,317	25.59	(123,283)	231,265
2036	483,231	116,780	15	184,420	25.41	(98,788)	280,819
2037	503,208	116,034	15	184,024	25.37	(95,846)	298,996
2038	518,063	120,229	15	184,129	25.33	(96,180)	309,885

Attachment 3-A

Portfolio Summary

Component	Description
Portfolio Generation Cost	The total variable costs associated with operating the portfolio, including fuel, emissions, VOM, contract (PPA) costs, and net market purchases from the MISO energy market
Resource Cost	The sum of all variable costs associated with owned generating assets, including fuel, emissions, and VOM
Contract Purchases Cost	The sum of all contract or PPA costs plus costs associated with new DSM programs
Market Sales Cost	Costs associated with energy market sales to MISO
Market Purchases Cost	Costs associated with energy market purchases from MISO

Portfolio Name:	Retirements 4
Scenario	Base

Year	Portfolio Generation Cost (\$000s)	Resource Cost - without FOM (\$000s)	Resource Cost - without FOM (\$/MWh)	Contract Purchases Cost (\$000s)	Contract Purchases Cost (\$/MWh)	Market Sales Cost (\$000s)	Market Purchases Cost (\$000s)
2018	441,497	346,820	26	35,800	87.51	(33,060)	91,937
2019	443,241	315,337	24	56,122	103.46	(21,352)	93,134
2020	470,569	354,413	27	58,408	87.43	(33,382)	91,130
2021	475,448	353,571	28	135,808	36.77	(78,342)	64,411
2022	484,764	372,184	29	165,097	35.51	(124,157)	51,641
2023	484,952	332,345	29	216,108	33.32	(114,067)	50,566
2024	500,403	336,512	29	212,208	32.63	(85,736)	37,419
2025	519,260	310,415	30	210,237	32.10	(58,787)	57,395
2026	613,019	424,099	40	211,209	31.71	(88,619)	66,331
2027	628,201	423,986	42	212,279	31.37	(82,972)	74,908
2028	520,103	304,317	30	194,918	28.30	(116,626)	117,694
2029	511,479	219,867	27	190,172	27.53	(72,429)	173,869
2030	526,798	248,908	29	186,442	26.81	(75,194)	166,642
2031	534,410	243,206	30	186,792	26.51	(77,186)	181,608
2032	540,775	242,097	31	186,816	26.10	(82,853)	194,715
2033	559,171	269,760	32	186,734	25.82	(86,590)	189,268
2034	574,786	269,051	33	185,682	25.65	(83,536)	203,590
2035	476,377	189,361	22	185,317	25.59	(156,465)	257,464
2036	490,234	132,392	18	184,420	25.41	(133,056)	306,488
2037	508,124	122,113	17	184,024	25.37	(128,106)	330,092
2038	517,350	124,933	17	184,129	25.33	(131,117)	339,415

Portfolio Name:	Retirements 4
Scenario	Aggressive Environmental Regulation

Year	Portfolio Generation Cost (\$000s)	Resource Cost - without FOM (\$000s)	Resource Cost - without FOM (\$/MWh)	Contract Purchases Cost (\$000s)	Contract Purchases Cost (\$/MWh)	Market Sales Cost (\$000s)	Market Purchases Cost (\$000s)
2018	432,997	342,400	25	35,800	87.51	(35,206)	90,004
2019	458,754	326,692	25	56,122	103.46	(22,202)	96,142
2020	484,021	370,267	28	58,408	87.43	(35,329)	93,696
2021	479,564	360,053	28	135,808	36.77	(82,509)	66,212
2022	465,666	374,026	29	165,097	35.51	(125,845)	52,388
2023	486,462	338,550	29	216,108	33.32	(118,178)	51,988
2024	500,416	338,101	29	212,208	32.63	(87,654)	38,061
2025	520,745	307,183	30	210,237	32.10	(58,126)	61,451
2026	755,027	550,181	54	211,209	31.71	(98,482)	92,120
2027	777,164	554,021	57	212,279	31.37	(92,683)	103,546
2028	612,614	395,230	41	194,918	28.30	(135,813)	158,281
2029	621,250	293,832	37	190,172	27.53	(89,839)	227,085
2030	651,082	334,781	40	186,442	26.81	(93,858)	223,718
2031	662,239	325,419	41	186,792	26.51	(96,244)	246,271
2032	676,676	330,825	43	186,816	26.10	(105,737)	264,773
2033	712,519	374,536	46	186,734	25.82	(110,671)	261,919
2034	741,303	379,086	47	185,682	25.65	(109,205)	285,740
2035	624,504	265,990	32	185,317	25.59	(208,814)	362,103
2036	618,419	183,375	25	184,420	25.41	(182,409)	433,032
2037	650,704	174,920	24	184,024	25.37	(178,829)	470,590
2038	665,088	179,778	25	184,129	25.33	(183,865)	485,047

Portfolio Name:	Retirements 4
Scenario	Challenged Economy

Year	Portfolio Generation Cost (\$000s)	Resource Cost - without FOM (\$000s)	Resource Cost - without FOM (\$/MWh)	Contract Purchases Cost (\$000s)	Contract Purchases Cost (\$/MWh)	Market Sales Cost (\$000s)	Market Purchases Cost (\$000s)
2018	430,112	346,895	26	35,800	87.51	(37,773)	85,190
2019	413,495	320,180	25	56,122	103.46	(36,353)	72,546
2020	299,124	354,772	27	58,408	87.43	(136,658)	23,303
2021	286,455	352,712	28	135,808	36.77	(211,249)	9,184
2022	267,634	366,540	28	165,097	35.51	(272,774)	8,770
2023	284,481	325,201	28	216,108	33.32	(262,696)	5,867
2024	290,923	331,540	29	212,208	32.63	(254,344)	1,510
2025	301,817	306,458	29	210,237	32.10	(220,310)	5,432
2026	298,096	331,370	30	211,209	31.71	(248,301)	3,818
2027	301,316	326,746	31	212,279	31.37	(241,453)	3,743
2028	193,126	233,833	23	194,918	28.30	(248,970)	14,394
2029	196,129	167,223	20	190,172	27.53	(186,098)	24,833
2030	196,642	188,660	22	186,442	26.81	(198,351)	19,892
2031	191,668	183,650	22	186,792	26.51	(201,081)	22,307
2032	198,354	177,502	22	186,816	26.10	(202,465)	26,541
2033	187,137	195,728	23	186,734	25.82	(215,479)	20,154
2034	190,798	195,864	23	185,682	25.65	(214,069)	23,321
2035	108,817	138,759	16	185,317	25.59	(262,438)	48,179
2036	115,007	97,614	13	184,420	25.41	(229,486)	62,459
2037	117,298	95,117	13	184,024	25.37	(229,456)	67,613
2038	114,641	97,593	13	184,129	25.33	(234,865)	67,784

Portfolio Name:	Retirements 4
Scenario	Booming Economy/ Abundant Natural Gas

Year	Portfolio Generation Cost (\$000s)	Resource Cost - without FOM (\$000s)	Resource Cost - without FOM (\$/MWh)	Contract Purchases Cost (\$000s)	Contract Purchases Cost (\$/MWh)	Market Sales Cost (\$000s)	Market Purchases Cost (\$000s)
2018	450,029	347,922	26	35,800	87.51	(30,990)	97,297
2019	437,373	316,021	25	56,122	103.46	(24,021)	89,251
2020	438,463	336,702	26	58,408	87.43	(35,977)	80,330
2021	436,051	323,257	25	135,808	36.77	(72,826)	49,812
2022	432,547	331,183	26	165,097	35.51	(104,509)	40,776
2023	455,369	299,786	26	216,108	33.32	(99,608)	39,082
2024	472,664	305,480	26	212,208	32.63	(74,320)	29,297
2025	484,946	281,912	27	210,237	32.10	(49,650)	42,447
2026	579,540	377,702	36	211,209	31.71	(63,936)	54,565
2027	594,621	382,976	37	212,279	31.37	(59,097)	58,565
2028	470,749	270,980	26	194,918	28.30	(92,496)	97,348
2029	474,037	197,851	24	190,172	27.53	(58,205)	144,220
2030	494,185	224,472	25	186,442	26.81	(59,780)	143,054
2031	503,803	222,100	26	186,792	26.51	(61,295)	156,205
2032	516,016	217,176	26	186,816	26.10	(62,305)	174,329
2033	539,356	246,282	29	186,734	25.82	(66,429)	171,770
2034	554,594	245,415	29	185,682	25.65	(60,019)	183,516
2035	469,241	176,943	20	185,317	25.59	(123,283)	231,265
2036	483,231	116,780	15	184,420	25.41	(98,788)	280,819
2037	503,208	116,034	15	184,024	25.37	(95,846)	298,996
2038	516,063	120,229	15	184,129	25.33	(96,180)	309,885

Attachment 3-A

Portfolio Summary

Component	Description
Portfolio Generation Cost	The total variable costs associated with operating the portfolio, including fuel, emissions, VOM, contract (PPA) costs, and net market purchases from the MISO energy market
Resource Cost	The sum of all variable costs associated with owned generating assets, including fuel, emissions, and VOM
Contract Purchases Cost	The sum of all contract or PPA costs plus costs associated with new DSM programs
Market Sales Cost	Costs associated with energy market sales to MISO
Market Purchases Cost	Costs associated with energy market purchases from MISO

Portfolio Name:	Retirements 5
Scenario	Base

Year	Portfolio Generation Cost (\$000s)	Resource Cost - without FOM (\$000s)	Resource Cost - without FOM (\$/MWh)	Contract Purchases Cost (\$000s)	Contract Purchases Cost (\$/MWh)	Market Sales Cost (\$000s)	Market Purchases Cost (\$000s)
2018	441,497	346,820	26	35,800	87.51	(33,060)	91,937
2019	443,241	315,337	24	56,122	103.46	(21,352)	93,134
2020	470,569	354,413	27	58,408	87.43	(33,382)	91,130
2021	475,448	353,571	28	135,808	36.77	(78,342)	64,411
2022	464,764	372,184	29	165,097	35.51	(124,157)	51,641
2023	495,460	248,613	29	303,261	33.26	(144,955)	88,551
2024	525,904	189,154	28	299,111	32.77	(53,271)	110,919
2025	538,722	165,139	29	296,515	32.39	(47,168)	124,246
2026	596,879	213,633	38	297,047	32.10	(61,859)	148,067
2027	608,936	221,828	39	297,683	31.86	(61,930)	151,363
2028	634,204	217,033	40	280,069	29.61	(57,478)	164,619
2029	608,411	219,867	42	274,712	29.04	(60,842)	174,683
2030	624,292	248,908	44	270,635	28.50	(62,693)	167,451
2031	632,723	243,206	46	270,543	28.26	(63,633)	162,677
2032	640,050	242,097	47	270,303	27.93	(68,815)	196,484
2033	659,135	269,760	49	269,614	27.70	(70,706)	190,476
2034	675,494	269,051	50	268,128	27.56	(67,109)	205,432
2035	691,240	189,861	34	267,416	27.51	(124,339)	269,110
2036	696,836	132,392	29	266,251	27.37	(101,134)	309,696
2037	625,897	122,113	29	265,243	27.33	(84,805)	333,354
2038	636,315	124,933	30	265,002	27.29	(96,977)	343,366

Portfolio Name:	Retirements 5
Scenario	Aggressive Environmental Regulation

Year	Portfolio Generation Cost (\$000s)	Resource Cost - without FOM (\$000s)	Resource Cost - without FOM (\$/MWh)	Contract Purchases Cost (\$000s)	Contract Purchases Cost (\$/MWh)	Market Sales Cost (\$000s)	Market Purchases Cost (\$000s)
2018	432,997	342,400	25	35,800	87.51	(35,206)	90,004
2019	458,754	328,692	25	56,122	103.46	(22,202)	96,142
2020	484,021	370,267	26	58,408	87.43	(35,359)	93,696
2021	479,564	380,053	28	135,808	36.77	(82,509)	66,212
2022	465,666	374,026	29	165,097	35.51	(125,845)	52,388
2023	497,240	251,986	29	303,261	33.26	(144,739)	92,154
2024	531,362	189,738	29	299,111	32.77	(53,614)	116,126
2025	546,475	161,510	30	296,515	32.39	(46,819)	135,278
2026	686,118	276,075	50	297,047	32.10	(75,049)	188,054
2027	705,575	289,010	53	297,683	31.86	(75,337)	194,227
2028	707,652	281,752	54	280,069	29.61	(69,223)	215,062
2029	721,645	293,832	58	274,712	29.04	(75,280)	228,389
2030	752,505	334,781	61	270,635	28.50	(77,928)	225,026
2031	784,985	325,419	64	270,543	28.26	(78,382)	245,015
2032	780,969	330,825	67	270,303	27.93	(87,449)	267,299
2033	818,059	374,536	70	269,614	27.70	(90,079)	263,997
2034	848,363	379,086	73	268,128	27.56	(87,297)	288,455
2035	731,423	265,890	49	267,416	27.51	(169,245)	361,362
2036	748,249	183,375	41	266,251	27.37	(138,402)	437,033
2037	783,156	174,920	42	265,243	27.33	(132,321)	476,322
2038	799,437	179,778	43	265,002	27.29	(135,882)	490,548

Portfolio Name:	Retirements 5
Scenario	Challenged Economy

Year	Portfolio Generation Cost (\$000s)	Resource Cost - without FOM (\$000s)	Resource Cost - without FOM (\$/MWh)	Contract Purchases Cost (\$000s)	Contract Purchases Cost (\$/MWh)	Market Sales Cost (\$000s)	Market Purchases Cost (\$000s)
2018	430,112	346,895	26	35,800	87.51	(37,773)	85,190
2019	413,495	320,180	25	56,122	103.46	(36,353)	72,546
2020	299,124	354,772	27	58,408	87.43	(136,858)	23,303
2021	286,455	352,712	28	135,808	36.77	(211,249)	9,184
2022	267,634	366,540	28	165,097	35.51	(272,774)	8,770
2023	294,414	242,791	28	303,261	33.26	(269,856)	18,228
2024	312,540	167,959	27	299,111	32.77	(169,552)	15,931
2025	317,412	163,527	28	296,515	32.39	(161,924)	19,303
2026	314,986	168,491	29	297,047	32.10	(170,199)	19,656
2027	314,961	171,408	30	297,683	31.86	(173,774)	19,652
2028	300,020	168,708	30	280,069	29.61	(168,101)	21,354
2029	290,423	167,223	31	274,712	29.04	(175,098)	23,595
2030	291,200	188,660	32	270,635	28.50	(187,006)	18,921
2031	286,593	183,650	33	270,543	28.26	(188,881)	21,291
2032	283,935	177,502	33	270,303	27.93	(189,345)	25,383
2033	282,846	195,728	34	269,614	27.70	(201,460)	18,973
2034	286,891	195,864	35	268,128	27.56	(199,091)	21,999
2035	216,080	138,759	24	267,416	27.51	(236,532)	46,445
2036	222,228	87,614	21	266,251	27.37	(201,671)	60,042
2037	224,987	95,117	21	265,243	27.33	(200,508)	65,143
2038	222,918	97,593	21	265,002	27.29	(205,004)	65,336

Portfolio Name:	Retirements 5
Scenario	Booming Economy/ Abundant Natural Gas

Year	Portfolio Generation Cost (\$000s)	Resource Cost - without FOM (\$000s)	Resource Cost - without FOM (\$/MWh)	Contract Purchases Cost (\$000s)	Contract Purchases Cost (\$/MWh)	Market Sales Cost (\$000s)	Market Purchases Cost (\$000s)
2018	450,029	347,922	26	35,800	87.51	(30,990)	97,297
2019	437,373	316,021	25	56,122	103.46	(24,021)	89,251
2020	438,463	336,702	26	58,408	87.43	(35,977)	80,330
2021	436,051	323,257	25	135,808	36.77	(72,826)	49,812
2022	432,547	331,183	26	165,097	35.51	(104,509)	40,776
2023	468,920	223,589	25	303,261	33.26	(127,536)	67,635
2024	486,583	154,765	24	299,111	32.77	(49,234)	82,009
2025	495,362	151,338	24	296,515	32.39	(43,802)	91,319
2026	551,690	189,422	32	297,047	32.10	(52,230)	117,461
2027	568,811	202,773	33	297,683	31.86	(52,039)	118,403
2028	561,648	193,924	33	280,069	29.61	(45,635)	133,299
2029	568,875	197,851	35	274,712	29.04	(48,601)	144,922
2030	589,469	224,472	37	270,635	28.50	(49,511)	143,882
2031	599,815	222,100	39	270,543	28.26	(50,067)	157,248
2032	612,834	217,176	40	270,303	27.93	(50,916)	176,280
2033	636,767	246,282	42	269,614	27.70	(52,390)	173,269
2034	652,352	245,415	43	268,128	27.56	(46,789)	185,807
2035	578,513	176,943	29	267,416	27.51	(97,284)	233,447
2036	595,012	116,780	24	266,251	27.37	(73,080)	285,070
2037	615,882	116,034	24	265,243	27.33	(69,191)	303,805
2038	631,658	120,229	25	265,002	27.29	(69,151)	315,587

Attachment 3-A

Portfolio Summary

Component	Description
Portfolio Generation Cost	The total variable costs associated with operating the portfolio, including fuel, emissions, VOM, contract (PPA) costs, and net market purchases from the MISO energy market
Resource Cost	The sum of all variable costs associated with owned generating assets, including fuel, emissions, and VOM
Contract Purchases Cost	Costs associated with energy market sales to MISO
Market Sales Cost	Costs associated with energy market purchases from MISO
Market Purchases Cost	

Portfolio Name:	Retirements 6
Scenario	Base

Year	Portfolio Generation Cost (\$000s)	Resource Cost - without FOM (\$000s)	Resource Cost - without FOM (\$/MWh)	Contract Purchases Cost (\$000s)	Contract Purchases Cost (\$/MWh)	Market Sales Cost (\$000s)	Market Purchases Cost (\$000s)
2018	441,497	346,820	26	35,800	87.51	(33,060)	91,937
2019	443,241	315,337	24	56,122	103.46	(21,352)	93,134
2020	470,569	354,413	27	58,408	87.43	(33,382)	91,130
2021	475,448	353,571	28	135,808	36.77	(78,342)	64,411
2022	464,764	372,184	29	165,097	35.51	(124,157)	51,641
2023	495,639	248,613	29	313,339	33.39	(153,097)	86,794
2024	529,742	189,154	28	309,159	32.91	(61,613)	109,052
2025	538,357	165,139	29	306,493	32.53	(55,190)	121,924
2026	594,413	213,633	38	306,974	32.26	(71,587)	145,402
2027	606,060	221,828	39	307,560	32.01	(71,893)	148,572
2028	543,119	138,119	28	289,915	29.82	(89,547)	204,641
2029	553,499	97,008	25	284,488	29.27	(73,812)	245,823
2030	566,420	105,496	27	280,370	28.74	(73,086)	253,650
2031	572,583	110,955	28	280,229	28.50	(79,519)	261,923
2032	576,209	116,071	29	279,957	28.18	(84,947)	265,136
2033	591,466	108,861	29	279,199	27.95	(82,364)	285,779
2034	603,160	123,449	31	277,662	27.82	(86,227)	288,284
2035	608,355	113,941	29	278,910	27.77	(91,639)	309,351
2036	618,349	132,392	31	275,714	27.63	(99,475)	309,727
2037	637,482	122,113	31	274,637	27.59	(93,063)	333,803
2038	647,920	124,933	32	274,355	27.55	(95,220)	343,861

Portfolio Name:	Retirements 6
Scenario	Aggressive Environmental Regulation

Year	Portfolio Generation Cost (\$000s)	Resource Cost - without FOM (\$000s)	Resource Cost - without FOM (\$/MWh)	Contract Purchases Cost (\$000s)	Contract Purchases Cost (\$/MWh)	Market Sales Cost (\$000s)	Market Purchases Cost (\$000s)
2018	432,997	342,400	25	35,800	87.51	(35,206)	90,004
2019	458,754	328,692	25	56,122	103.46	(22,202)	95,142
2020	484,021	370,267	26	58,408	87.43	(35,309)	93,696
2021	479,564	380,053	28	135,808	36.77	(82,509)	66,212
2022	465,666	374,026	29	165,097	35.51	(125,845)	52,388
2023	497,499	251,986	29	313,339	33.39	(158,038)	90,321
2024	530,858	189,738	29	309,159	32.91	(62,102)	114,081
2025	545,705	161,510	30	306,493	32.53	(54,901)	132,612
2026	680,698	276,075	50	306,974	32.26	(87,039)	184,696
2027	699,589	289,010	53	307,560	32.01	(87,609)	190,635
2028	618,205	174,886	37	289,915	29.82	(110,222)	263,635
2029	631,248	124,502	33	284,488	29.27	(93,290)	315,557
2030	654,510	134,860	35	280,370	28.74	(93,108)	332,396
2031	666,970	139,525	37	280,229	28.50	(100,769)	346,694
2032	676,605	151,734	39	279,957	28.18	(110,096)	355,019
2033	702,837	144,061	39	279,199	27.95	(107,561)	387,147
2034	726,486	167,203	43	277,662	27.82	(115,109)	396,738
2035	739,993	155,972	41	278,910	27.77	(123,867)	431,586
2036	760,546	183,375	44	275,714	27.63	(136,121)	437,586
2037	795,625	174,920	45	274,637	27.59	(129,895)	475,972
2038	811,957	179,778	46	274,355	27.55	(133,415)	491,248

Portfolio Name:	Retirements 6
Scenario	Challenged Economy

Year	Portfolio Generation Cost (\$000s)	Resource Cost - without FOM (\$000s)	Resource Cost - without FOM (\$/MWh)	Contract Purchases Cost (\$000s)	Contract Purchases Cost (\$/MWh)	Market Sales Cost (\$000s)	Market Purchases Cost (\$000s)
2018	430,112	346,895	26	35,800	87.51	(37,773)	85,190
2019	413,495	320,180	25	56,122	103.46	(36,353)	72,546
2020	299,124	354,772	27	58,408	87.43	(136,858)	23,303
2021	286,455	352,712	28	135,808	36.77	(211,249)	9,184
2022	267,634	366,540	28	165,097	35.51	(272,774)	8,770
2023	294,927	242,791	28	313,339	33.39	(279,196)	18,001
2024	312,765	167,959	27	309,159	32.91	(179,237)	15,794
2025	317,476	163,527	28	306,493	32.53	(171,662)	19,127
2026	314,777	168,491	29	306,974	32.26	(180,149)	19,470
2027	314,545	171,408	30	307,560	32.01	(183,888)	19,477
2028	257,880	107,817	21	289,915	29.82	(182,825)	42,982
2029	257,571	76,855	19	284,488	29.27	(161,244)	57,480
2030	257,623	83,894	20	280,370	28.74	(163,239)	56,606
2031	251,850	89,015	21	280,229	28.50	(172,541)	55,156
2032	246,074	88,074	21	279,957	28.18	(177,030)	55,041
2033	244,589	82,671	21	279,199	27.95	(176,845)	59,574
2034	244,052	93,756	22	277,662	27.82	(184,121)	56,763
2035	236,764	86,807	21	278,910	27.77	(190,643)	63,899
2036	233,192	87,614	22	275,714	27.63	(200,159)	60,072
2037	235,972	95,117	22	274,637	27.59	(198,949)	65,175
2038	233,895	97,593	22	274,355	27.55	(203,413)	65,369

Portfolio Name:	Retirements 6
Scenario	Booming Economy/ Abundant Natural Gas

Year	Portfolio Generation Cost (\$000s)	Resource Cost - without FOM (\$000s)	Resource Cost - without FOM (\$/MWh)	Contract Purchases Cost (\$000s)	Contract Purchases Cost (\$/MWh)	Market Sales Cost (\$000s)	Market Purchases Cost (\$000s)
2018	450,029	347,922	26	35,800	87.51	(30,990)	97,297
2019	437,373	316,021	25	56,122	103.46	(24,021)	89,251
2020	438,463	336,702	26	58,408	87.43	(35,977)	80,330
2021	436,051	323,257	25	135,808	36.77	(72,826)	49,812
2022	432,547	331,183	26	165,097	35.51	(104,509)	40,776
2023	468,589	223,569	25	313,339	33.39	(154,668)	65,358
2024	488,053	154,765	24	309,159	32.91	(56,552)	80,690
2025	496,716	151,338	24	306,493	32.53	(50,764)	89,657
2026	551,203	189,422	32	306,974	32.26	(60,516)	115,332
2027	568,079	202,773	33	307,560	32.01	(60,487)	116,242
2028	501,448	122,093	23	289,915	29.82	(74,787)	164,236
2029	508,766	84,906	20	284,488	29.27	(61,531)	200,912
2030	524,312	92,063	21	280,370	28.74	(59,441)	211,328
2031	534,656	99,291	23	280,229	28.50	(64,735)	219,881
2032	545,694	99,997	23	279,957	28.18	(65,592)	231,341
2033	562,832	97,484	23	279,199	27.95	(63,929)	250,087
2034	576,220	110,837	25	277,662	27.82	(64,166)	251,896
2035	588,904	105,852	24	278,910	27.77	(70,563)	278,713
2036	606,246	116,780	25	275,714	27.63	(71,785)	285,546
2037	627,167	116,034	26	274,637	27.59	(67,824)	304,328
2038	642,952	120,229	27	274,355	27.55	(67,788)	316,165

Attachment 3-A

Portfolio Summary

Component	Description
Portfolio Generation Cost	The total variable costs associated with operating the portfolio, including fuel, emissions, VOM, contract (PPA) costs, and net market purchases from the MISO energy market
Resource Cost	The sum of all variable costs associated with owned generating assets, including fuel, emissions, and VOM
Contract Purchases Cost	The sum of all contract or PPA costs plus costs associated with new DSM programs
Market Sales Cost	Costs associated with energy market sales to MISO
Market Purchases Cost	Costs associated with energy market purchases from MISO

Portfolio Name:	Retirements 6b
Scenario	Base

Year	Portfolio Generation Cost (\$000s)	Resource Cost - without FOM (\$000s)	Resource Cost - without FOM (\$/MWh)	Contract Purchases Cost (\$000s)	Contract Purchases Cost (\$/MWh)	Market Sales Cost (\$000s)	Market Purchases Cost (\$000s)
2018	441,497	346,820	26	35,800	87.51	(33,060)	91,937
2019	443,241	315,337	24	56,122	103.46	(21,352)	93,134
2020	470,569	354,413	27	58,408	87.43	(33,382)	91,130
2021	475,448	353,571	28	135,808	36.77	(78,342)	64,411
2022	464,764	372,184	29	165,097	35.51	(124,157)	51,641
2023	496,011	272,840	29	235,301	33.37	(107,070)	94,940
2024	527,827	205,989	30	231,345	32.74	(30,055)	121,149
2025	544,941	192,132	31	229,237	32.24	(21,316)	144,888
2026	615,440	249,775	39	230,113	31.88	(30,534)	166,085
2027	629,343	263,127	41	231,087	31.57	(31,164)	166,293
2028	572,958	173,862	31	213,670	28.71	(35,155)	220,481
2029	583,815	138,186	30	208,788	28.01	(24,080)	260,321
2030	599,326	148,555	32	204,981	27.33	(26,022)	271,812
2031	608,022	157,628	34	205,236	27.04	(25,731)	270,889
2032	618,409	162,416	35	205,203	26.65	(30,070)	280,860
2033	636,857	156,847	35	204,985	26.38	(30,201)	305,226
2034	652,935	162,942	36	203,838	26.22	(28,258)	314,474
2035	663,843	150,069	35	203,396	26.16	(26,333)	336,712
2036	677,853	165,802	36	202,442	25.99	(33,725)	343,334
2037	702,074	156,472	36	201,911	25.95	(26,950)	370,641
2038	715,716	157,198	36	201,939	25.91	(27,048)	383,627

Portfolio Name:	Retirements 6b
Scenario	Aggressive Environmental Regulation

Year	Portfolio Generation Cost (\$000s)	Resource Cost - without FOM (\$000s)	Resource Cost - without FOM (\$/MWh)	Contract Purchases Cost (\$000s)	Contract Purchases Cost (\$/MWh)	Market Sales Cost (\$000s)	Market Purchases Cost (\$000s)
2018	432,997	342,400	25	35,800	87.51	(35,206)	90,004
2019	458,754	328,692	25	56,122	103.46	(22,202)	96,142
2020	484,021	370,267	28	58,408	87.43	(38,349)	93,696
2021	479,564	360,053	28	135,808	36.77	(82,509)	66,212
2022	465,666	374,026	29	165,097	35.51	(125,845)	52,388
2023	500,516	274,594	30	235,301	33.37	(110,238)	100,859
2024	536,969	203,196	31	231,345	32.74	(28,159)	130,587
2025	556,935	185,251	31	229,237	32.24	(18,800)	161,247
2026	729,119	307,744	51	230,113	31.88	(27,859)	219,121
2027	754,229	319,178	54	231,087	31.57	(24,309)	228,273
2028	680,990	199,832	39	213,670	28.71	(29,955)	297,443
2029	699,505	151,009	37	208,788	28.01	(18,351)	358,059
2030	728,408	163,212	39	204,981	27.33	(19,219)	379,433
2031	746,293	168,615	41	205,236	27.04	(19,016)	391,459
2032	764,947	180,982	43	205,203	26.65	(23,920)	402,682
2033	797,620	172,877	43	204,985	26.38	(21,858)	441,616
2034	828,150	193,260	46	203,838	26.22	(22,573)	453,394
2035	849,260	183,655	45	203,396	26.16	(24,571)	486,888
2036	878,153	207,075	48	202,442	25.99	(31,705)	500,341
2037	922,465	199,169	48	201,911	25.95	(25,400)	546,784
2038	943,311	203,472	49	201,939	25.91	(27,366)	565,266

Portfolio Name:	Retirements 6b
Scenario	Challenged Economy

Year	Portfolio Generation Cost (\$000s)	Resource Cost - without FOM (\$000s)	Resource Cost - without FOM (\$/MWh)	Contract Purchases Cost (\$000s)	Contract Purchases Cost (\$/MWh)	Market Sales Cost (\$000s)	Market Purchases Cost (\$000s)
2018	430,112	346,895	26	35,800	87.51	(37,773)	85,190
2019	413,495	320,180	25	56,122	103.46	(35,353)	72,546
2020	299,124	354,272	27	58,408	87.43	(136,858)	23,303
2021	286,455	352,712	28	135,808	36.77	(211,249)	9,184
2022	267,634	366,540	28	165,097	35.51	(272,774)	8,770
2023	291,585	268,512	29	235,301	33.37	(232,600)	20,372
2024	309,637	206,825	29	231,345	32.74	(145,466)	16,933
2025	318,740	194,388	29	229,237	32.24	(127,484)	22,599
2026	316,355	203,053	30	230,113	31.88	(138,899)	22,088
2027	315,938	210,903	32	231,087	31.57	(147,533)	21,481
2028	263,904	144,409	25	213,670	28.71	(134,991)	40,816
2029	261,562	117,642	24	208,788	28.01	(116,698)	51,830
2030	263,087	127,582	25	204,981	27.33	(119,507)	50,031
2031	258,853	133,057	26	205,236	27.04	(127,320)	47,880
2032	256,640	133,330	26	205,203	26.65	(131,984)	50,091
2033	255,768	130,399	26	204,985	26.38	(134,156)	54,539
2034	259,310	134,326	27	203,838	26.22	(133,502)	54,648
2035	252,304	132,206	27	203,396	26.16	(140,230)	56,933
2036	251,980	139,297	27	202,442	25.99	(145,270)	55,510
2037	258,307	137,010	27	201,911	25.95	(141,175)	60,561
2038	258,009	138,353	27	201,939	25.91	(145,108)	62,824

Portfolio Name:	Retirements 6b
Scenario	Booming Economy/Abundant Natural Gas

Year	Portfolio Generation Cost (\$000s)	Resource Cost - without FOM (\$000s)	Resource Cost - without FOM (\$/MWh)	Contract Purchases Cost (\$000s)	Contract Purchases Cost (\$/MWh)	Market Sales Cost (\$000s)	Market Purchases Cost (\$000s)
2018	450,029	347,922	26	35,800	87.51	(30,990)	97,297
2019	437,373	316,021	25	56,122	103.46	(24,021)	89,251
2020	438,463	336,702	26	58,408	87.43	(38,977)	80,330
2021	436,051	323,257	25	135,808	36.77	(72,826)	49,812
2022	432,547	331,183	26	165,097	35.51	(104,509)	40,776
2023	452,935	251,588	26	235,301	33.37	(99,176)	65,222
2024	471,134	199,486	25	231,345	32.74	(38,292)	78,595
2025	483,977	186,553	25	229,237	32.24	(28,191)	94,377
2026	550,227	240,692	33	230,113	31.88	(36,228)	115,651
2027	564,705	256,361	35	231,087	31.57	(37,703)	114,960
2028	506,684	170,739	26	213,670	28.71	(37,772)	160,047
2029	513,495	138,645	25	208,788	28.01	(27,197)	193,259
2030	531,327	145,827	26	204,981	27.33	(26,078)	206,596
2031	544,761	157,223	28	205,236	27.04	(27,170)	209,472
2032	561,550	161,263	29	205,203	26.65	(30,803)	225,886
2033	581,926	159,849	30	204,985	26.38	(30,210)	247,301
2034	601,671	163,057	30	203,838	26.22	(27,101)	261,877
2035	615,554	166,602	31	203,396	26.16	(29,078)	274,635
2036	639,427	171,804	31	202,442	25.99	(31,279)	296,660
2037	686,534	172,571	32	201,911	25.95	(25,540)	316,593
2038	684,499	173,131	33	201,939	25.91	(25,630)	335,059

Attachment 3-A

Portfolio Summary

Component	Description
Portfolio Generation Cost	The total variable costs associated with operating the portfolio, including fuel, emissions, VOM, contract (PPA) costs, and net market purchases from the MISO energy market
Resource Cost	The sum of all variable costs associated with owned generating assets, including fuel, emissions, and VOM
Contract Purchases Cost	The sum of all contract or PPA costs plus costs associated with new DSM programs
Market Sales Cost	Costs associated with energy market sales to MISO
Market Purchases Cost	Costs associated with energy market purchases from MISO

Portfolio Name:	Retirements 6c
Scenario	Base

Year	Portfolio Generation Cost (\$000s)	Resource Cost - without FOM (\$000s)	Resource Cost - without FOM (\$/MWh)	Contract Purchases Cost (\$000s)	Contract Purchases Cost (\$/MWh)	Market Sales Cost (\$000s)	Market Purchases Cost (\$000s)
2018	441,497	346,820	26	35,800	87.51	(33,060)	91,937
2019	443,241	315,337	24	56,122	103.46	(21,352)	93,134
2020	470,569	354,413	27	58,408	87.43	(33,352)	91,130
2021	475,449	353,569	28	135,808	36.77	(78,340)	64,411
2022	464,771	372,175	29	165,097	35.51	(124,142)	51,641
2023	495,967	260,937	29	279,371	33.46	(132,081)	87,739
2024	526,762	187,444	29	275,289	32.92	(45,612)	109,640
2025	541,574	178,826	30	272,868	32.50	(37,865)	127,745
2026	603,820	231,714	38	273,523	32.19	(50,694)	149,277
2027	616,511	242,350	40	274,277	31.92	(51,480)	151,363
2028	654,549	156,134	30	256,731	29.47	(64,768)	206,452
2029	564,968	117,457	28	251,537	28.86	(51,362)	247,336
2030	579,066	126,934	29	247,554	28.28	(50,896)	255,475
2031	586,112	134,217	31	247,588	28.02	(54,973)	259,280
2032	592,752	139,305	32	247,425	27.66	(60,024)	266,045
2033	609,271	132,892	32	246,897	27.42	(57,823)	287,306
2034	623,054	143,258	33	245,529	27.27	(58,534)	292,861
2035	630,827	131,987	32	244,910	27.22	(60,950)	314,879
2036	642,415	149,166	33	243,825	27.07	(68,858)	318,282
2037	663,888	139,214	33	242,985	27.02	(61,320)	343,009
2038	675,709	141,111	34	242,837	26.98	(62,518)	354,279

Portfolio Name:	Portfolio 6c
Scenario	Aggressive Environmental Regulation

Year	Portfolio Generation Cost (\$000s)	Resource Cost - without FOM (\$000s)	Resource Cost - without FOM (\$/MWh)	Contract Purchases Cost (\$000s)	Contract Purchases Cost (\$/MWh)	Market Sales Cost (\$000s)	Market Purchases Cost (\$000s)
2018	432,997	342,400	25	35,800	87.51	(35,206)	90,004
2019	458,754	328,692	25	56,122	103.46	(22,202)	96,142
2020	494,023	370,262	28	58,408	87.43	(38,343)	93,696
2021	479,564	360,051	28	135,808	36.77	(82,586)	66,217
2022	465,667	374,026	29	165,097	35.51	(125,843)	52,388
2023	499,067	263,284	29	279,371	33.46	(135,990)	92,402
2024	533,814	186,404	30	275,289	32.92	(44,694)	116,815
2025	551,112	173,370	31	272,868	32.50	(36,168)	141,041
2026	702,452	291,776	50	273,523	32.19	(56,788)	193,941
2027	724,323	303,606	53	274,277	31.92	(55,246)	201,686
2028	643,984	187,353	38	256,731	29.47	(72,610)	272,564
2029	659,328	137,662	34	251,537	28.86	(57,031)	327,160
2030	684,964	148,919	37	247,554	28.28	(56,201)	344,692
2031	699,239	153,815	39	247,588	28.02	(60,724)	358,559
2032	713,307	166,179	41	247,425	27.66	(68,672)	368,375
2033	742,342	158,415	42	246,897	27.42	(65,444)	402,475
2034	769,010	179,896	44	245,529	27.27	(69,341)	412,927
2035	785,852	169,278	43	244,910	27.22	(78,806)	447,300
2036	809,862	194,987	46	243,825	27.07	(85,848)	456,898
2037	848,936	186,869	46	242,985	27.02	(78,452)	497,534
2038	867,226	191,449	47	242,837	26.98	(81,069)	514,009

Portfolio Name:	Portfolio 6c
Scenario	Challenged Economy

Year	Portfolio Generation Cost (\$000s)	Resource Cost - without FOM (\$000s)	Resource Cost - without FOM (\$/MWh)	Contract Purchases Cost (\$000s)	Contract Purchases Cost (\$/MWh)	Market Sales Cost (\$000s)	Market Purchases Cost (\$000s)
2018	430,112	346,895	26	35,800	87.51	(37,773)	85,190
2019	413,495	320,180	25	56,122	103.46	(35,353)	72,546
2020	299,124	354,272	27	58,408	87.43	(136,858)	23,303
2021	286,456	352,710	28	135,808	36.77	(211,247)	9,184
2022	267,638	366,532	28	165,097	35.51	(272,761)	8,770
2023	293,514	255,937	28	279,371	33.46	(259,546)	17,751
2024	311,298	187,380	28	275,289	32.92	(167,298)	15,927
2025	318,177	179,286	29	272,868	32.50	(153,976)	19,999
2026	315,481	186,159	30	273,523	32.19	(164,200)	20,000
2027	315,060	191,443	31	274,277	31.92	(170,255)	19,596
2028	259,075	126,327	23	256,731	29.47	(165,256)	41,273
2029	257,488	97,677	22	251,537	28.86	(144,835)	53,108
2030	258,234	106,023	23	247,554	28.28	(147,251)	51,908
2031	253,014	111,392	24	247,588	28.02	(155,800)	49,834
2032	248,855	110,848	24	247,425	27.66	(160,407)	50,988
2033	247,561	106,952	24	246,897	27.42	(161,613)	55,325
2034	248,955	114,483	25	245,529	27.27	(165,766)	54,709
2035	241,679	109,721	24	244,910	27.22	(171,955)	59,002
2036	239,610	118,545	24	243,825	27.07	(179,439)	56,738
2037	243,997	116,503	25	242,985	27.02	(177,476)	61,986
2038	242,720	118,298	25	242,837	26.98	(181,731)	63,316

Portfolio Name:	Portfolio 6c
Scenario	Booming Economy/Abundant Natural Gas

Year	Portfolio Generation Cost (\$000s)	Resource Cost - without FOM (\$000s)	Resource Cost - without FOM (\$/MWh)	Contract Purchases Cost (\$000s)	Contract Purchases Cost (\$/MWh)	Market Sales Cost (\$000s)	Market Purchases Cost (\$000s)
2018	450,029	347,922	26	35,800	87.51	(30,990)	97,297
2019	437,373	316,020	25	56,122	103.46	(24,020)	89,251
2020	438,576	336,604	26	58,408	87.43	(36,864)	80,428
2021	436,197	322,965	25	135,808	36.77	(72,592)	49,996
2022	432,708	330,970	26	165,097	35.51	(104,318)	40,959
2023	461,550	237,882	26	279,371	33.46	(119,032)	63,328
2024	480,247	177,632	25	275,289	32.92	(47,885)	75,211
2025	490,993	170,338	25	272,868	32.50	(39,804)	87,591
2026	550,426	215,488	32	273,523	32.19	(49,067)	110,482
2027	564,954	230,077	34	274,277	31.92	(49,295)	109,895
2028	501,872	146,867	24	256,731	29.47	(59,643)	157,916
2029	508,636	112,275	23	251,537	28.86	(47,907)	192,731
2030	525,147	119,279	24	247,554	28.28	(45,181)	203,495
2031	536,617	128,752	25	247,588	28.02	(49,343)	209,620
2032	550,267	131,206	26	247,425	27.66	(50,991)	222,627
2033	568,738	129,244	27	246,897	27.42	(49,624)	242,221
2034	585,192	137,262	28	245,529	27.27	(47,228)	249,629
2035	598,279	136,482	28	244,910	27.22	(52,636)	269,523
2036	618,561	144,124	28	243,825	27.07	(54,343)	284,955
2037	641,708	144,531	29	242,985	27.02	(48,683)	302,876
2038	658,971	146,908	30	242,837	26.98	(48,092)	317,319

Attachment 3-A

Portfolio Summary

Component	Description
Portfolio Generation Cost	The total variable costs associated with operating the portfolio, including fuel, emissions, VOM, contract (PPA) costs, and net market purchases from the MISO energy market
Resource Cost	The sum of all variable costs associated with owned generating assets, including fuel, emissions, and VOM
Contract Purchases Cost	Costs associated with energy market sales to MISO
Market Sales Cost	Costs associated with energy market purchases from MISO
Market Purchases Cost	Costs associated with energy market purchases from MISO

Portfolio Name:	Retirements 7
Scenario	Base

Year	Portfolio Generation Cost (\$000s)	Resource Cost - without FOM (\$000s)	Resource Cost - without FOM (\$/MWh)	Contract Purchases Cost (\$000s)	Contract Purchases Cost (\$/MWh)	Market Sales Cost (\$000s)	Market Purchases Cost (\$000s)
2018	441,497	346,820	26	35,800	87.51	(33,060)	91,937
2019	443,241	315,337	24	56,122	103.46	(21,352)	93,134
2020	470,569	354,413	27	58,408	87.43	(33,382)	91,130
2021	489,568	284,384	27	166,540	36.17	(64,271)	102,915
2022	501,393	257,482	28	221,720	35.72	(50,994)	73,185
2023	508,026	192,458	28	344,480	33.07	(103,009)	74,106
2024	522,049	169,154	28	340,396	32.65	(69,245)	81,754
2025	534,053	165,139	29	337,569	32.31	(62,138)	93,492
2026	582,391	213,633	38	338,017	32.07	(80,126)	110,874
2027	592,619	221,828	39	338,571	31.85	(80,687)	112,916
2028	528,053	138,119	28	321,021	29.87	(97,690)	166,611
2029	536,979	97,008	25	315,434	29.38	(80,208)	204,754
2030	548,598	105,496	27	311,291	28.90	(79,539)	211,358
2031	553,107	110,955	28	311,116	28.68	(86,523)	217,586
2032	555,150	116,071	29	310,939	28.39	(92,175)	220,323
2033	568,697	108,861	29	310,021	28.18	(89,423)	239,065
2034	579,264	123,449	31	308,453	28.06	(93,589)	240,959
2035	582,581	113,941	29	307,675	28.02	(99,428)	260,401
2036	596,609	132,392	31	306,571	27.90	(107,693)	259,157
2037	608,200	122,113	31	305,336	27.86	(101,231)	281,990
2038	617,196	124,933	32	305,028	27.83	(103,295)	290,538

Portfolio Name:	Retirements 7
Scenario	Aggressive Environmental Regulation

Year	Portfolio Generation Cost (\$000s)	Resource Cost - without FOM (\$000s)	Resource Cost - without FOM (\$/MWh)	Contract Purchases Cost (\$000s)	Contract Purchases Cost (\$/MWh)	Market Sales Cost (\$000s)	Market Purchases Cost (\$000s)
2018	432,997	342,400	25	35,800	87.51	(35,206)	90,004
2019	458,754	328,692	25	56,122	103.46	(22,202)	96,142
2020	484,021	370,267	26	58,408	87.43	(35,309)	93,696
2021	496,185	288,914	28	166,540	36.17	(66,837)	107,568
2022	503,970	258,058	28	221,720	35.72	(51,465)	75,658
2023	510,708	194,530	28	344,480	33.07	(106,637)	77,342
2024	526,124	169,738	29	340,396	32.65	(69,849)	85,847
2025	540,076	161,510	30	337,569	32.31	(61,725)	102,730
2026	658,313	276,075	50	338,017	32.07	(97,364)	141,593
2027	675,274	289,010	53	338,571	31.85	(98,141)	145,843
2028	591,289	174,886	37	321,021	29.87	(120,011)	215,402
2029	601,891	124,502	33	315,434	29.38	(101,314)	263,276
2030	622,556	134,860	35	311,291	28.90	(101,264)	277,676
2031	631,312	139,225	37	311,116	28.68	(109,514)	280,893
2032	638,937	151,734	39	310,939	28.39	(119,387)	295,660
2033	662,103	144,061	39	310,021	28.18	(116,407)	324,436
2034	682,991	167,203	43	308,453	28.06	(124,754)	332,098
2035	692,728	155,372	41	307,675	28.02	(134,038)	363,726
2036	709,681	183,375	44	306,571	27.90	(148,961)	368,704
2037	741,237	174,920	45	305,336	27.86	(141,020)	402,009
2038	755,370	179,778	46	305,028	27.83	(144,532)	415,104

Portfolio Name:	Retirements 7
Scenario	Challenged Economy

Year	Portfolio Generation Cost (\$000s)	Resource Cost - without FOM (\$000s)	Resource Cost - without FOM (\$/MWh)	Contract Purchases Cost (\$000s)	Contract Purchases Cost (\$/MWh)	Market Sales Cost (\$000s)	Market Purchases Cost (\$000s)
2018	430,112	346,895	26	35,800	87.51	(37,773)	85,190
2019	413,495	320,180	25	56,122	103.46	(36,353)	72,546
2020	299,124	354,772	27	58,408	87.43	(136,658)	23,303
2021	300,431	283,635	27	166,540	36.17	(165,218)	15,473
2022	301,526	254,346	27	221,720	35.72	(185,014)	10,474
2023	306,232	188,790	27	344,480	33.07	(238,271)	11,241
2024	310,302	167,959	27	340,396	32.65	(205,753)	8,566
2025	314,606	163,527	28	337,569	32.31	(197,574)	11,093
2026	310,847	168,491	29	338,017	32.07	(206,562)	10,909
2027	309,969	171,408	30	338,571	31.85	(211,100)	11,098
2028	252,261	107,817	21	321,021	29.87	(204,243)	27,674
2029	251,128	76,855	19	315,434	29.38	(178,445)	37,292
2030	250,519	83,894	20	311,291	28.90	(181,321)	36,663
2031	244,097	89,015	21	311,116	28.68	(190,945)	34,919
2032	237,623	88,074	21	310,939	28.39	(196,698)	35,316
2033	235,375	82,671	21	310,021	28.18	(195,383)	38,075
2034	234,193	93,756	22	308,453	28.06	(203,851)	35,843
2035	228,117	86,807	21	307,675	28.02	(209,812)	41,656
2036	221,607	87,614	22	306,571	27.90	(221,270)	38,701
2037	223,623	95,117	22	305,336	27.86	(218,189)	41,996
2038	220,901	97,583	22	305,028	27.83	(224,180)	42,468

Portfolio Name:	Retirements 7
Scenario	Booming Economy/ Abundant Natural Gas

Year	Portfolio Generation Cost (\$000s)	Resource Cost - without FOM (\$000s)	Resource Cost - without FOM (\$/MWh)	Contract Purchases Cost (\$000s)	Contract Purchases Cost (\$/MWh)	Market Sales Cost (\$000s)	Market Purchases Cost (\$000s)
2018	450,029	347,922	26	35,800	87.51	(30,990)	97,297
2019	437,373	316,021	25	56,122	103.46	(24,021)	89,251
2020	438,463	336,702	26	58,408	87.43	(35,977)	80,330
2021	447,670	261,378	25	166,540	36.17	(61,670)	81,422
2022	461,964	230,503	25	221,720	35.72	(46,474)	56,216
2023	479,383	175,394	24	344,480	33.07	(85,810)	55,338
2024	489,828	154,765	24	340,396	32.65	(64,180)	58,955
2025	498,331	151,338	24	337,569	32.31	(57,498)	66,931
2026	548,383	189,422	32	338,017	32.07	(68,093)	87,046
2027	560,459	202,773	33	338,571	31.85	(68,404)	87,527
2028	494,448	122,093	23	321,021	29.87	(81,845)	133,188
2029	500,551	84,906	20	315,434	29.38	(67,003)	167,222
2030	514,809	92,063	21	311,291	28.90	(64,965)	176,428
2031	523,252	99,291	22	311,116	28.68	(70,638)	183,492
2032	532,905	99,997	23	310,939	28.39	(71,518)	193,496
2033	548,209	97,484	23	310,021	28.18	(69,611)	210,323
2034	560,855	110,837	25	308,453	28.06	(70,142)	211,715
2035	571,491	105,852	24	307,675	28.02	(76,811)	234,783
2036	587,169	116,780	25	306,571	27.90	(78,203)	242,028
2037	606,762	116,034	26	305,336	27.86	(74,269)	259,669
2038	621,438	120,229	27	305,028	27.83	(74,120)	270,310

Attachment 3-A

Portfolio Summary

Component	Description
Portfolio Generation Cost	The total variable costs associated with operating the portfolio, including fuel, emissions, VOM, contract (PPA) costs, and net market purchases from the MISO energy market
Resource Cost	The sum of all variable costs associated with owned generating assets, including fuel, emissions, and VOM
Contract Purchases Cost	The sum of all contract or PPA costs plus costs associated with new DSM programs
Market Sales Cost	Costs associated with energy market sales to MISO
Market Purchases Cost	Costs associated with energy market purchases from MISO

Portfolio Name:	Retirements 8
Scenario	Base

Year	Portfolio Generation Cost (\$000s)	Resource Cost - without FOM (\$000s)	Resource Cost - without FOM (\$/MWh)	Contract Purchases Cost (\$000s)	Contract Purchases Cost (\$/MWh)	Market Sales Cost (\$000s)	Market Purchases Cost (\$000s)
2018	441,497	346,820	26	35,800	87.51	(33,060)	91,937
2019	443,241	315,337	24	56,122	103.46	(21,352)	93,134
2020	470,569	354,413	27	58,408	87.43	(33,382)	91,130
2021	475,448	353,571	28	135,808	36.77	(78,342)	64,411
2022	464,764	372,184	29	165,097	35.51	(124,157)	51,641
2023	506,916	213,885	29	372,691	34.00	(183,790)	104,140
2024	551,394	78,192	28	368,332	33.59	(66,431)	173,290
2025	560,532	81,904	29	365,251	33.26	(65,005)	178,392
2026	595,418	102,296	35	365,436	33.01	(81,814)	209,509
2027	605,684	91,809	36	365,725	32.79	(78,762)	226,921
2028	596,933	107,844	38	347,899	30.89	(85,593)	226,792
2029	601,535	97,008	39	342,059	30.41	(81,598)	244,075
2030	614,283	105,496	41	337,704	29.94	(80,716)	251,807
2031	620,228	110,955	43	337,265	29.72	(87,143)	259,160
2032	623,800	116,071	44	336,811	29.43	(92,424)	263,350
2033	638,813	108,861	45	335,642	29.21	(89,689)	284,008
2034	650,489	123,449	47	333,809	29.09	(93,390)	286,629
2035	668,752	113,941	49	332,819	28.04	(88,267)	310,267
2036	678,230	132,392	50	331,438	28.92	(85,337)	310,746
2037	698,608	122,113	51	329,952	28.88	(88,490)	335,040
2038	709,423	124,933	52	329,433	28.84	(90,268)	345,334

Portfolio Name:	Retirements 8
Scenario	Aggressive Environmental Regulation

Year	Portfolio Generation Cost (\$000s)	Resource Cost - without FOM (\$000s)	Resource Cost - without FOM (\$/MWh)	Contract Purchases Cost (\$000s)	Contract Purchases Cost (\$/MWh)	Market Sales Cost (\$000s)	Market Purchases Cost (\$000s)
2018	432,997	342,400	25	35,800	87.51	(35,206)	90,004
2019	458,754	328,692	25	56,122	103.46	(22,202)	95,142
2020	484,021	370,267	28	58,408	87.43	(35,328)	93,696
2021	479,564	380,053	28	135,808	36.77	(82,509)	66,212
2022	465,666	374,026	29	165,097	35.51	(125,845)	52,388
2023	508,938	217,461	29	372,691	34.00	(188,160)	108,277
2024	560,155	77,535	30	368,332	33.59	(68,829)	181,126
2025	572,131	79,431	32	365,251	33.26	(65,078)	192,535
2026	653,238	127,664	44	365,436	33.01	(101,436)	261,584
2027	667,973	114,676	46	365,725	32.79	(97,617)	285,198
2028	665,734	134,375	49	347,899	30.89	(106,319)	289,789
2029	676,649	124,502	51	342,059	30.41	(103,206)	313,303
2030	699,597	134,860	54	337,704	29.94	(102,899)	329,940
2031	710,763	139,525	58	337,265	29.72	(110,593)	344,274
2032	721,264	151,734	60	336,811	29.43	(119,892)	352,620
2033	747,202	144,061	62	335,642	29.21	(117,213)	384,721
2034	770,736	167,203	65	333,809	29.09	(124,727)	394,460
2035	802,047	155,372	69	332,819	28.04	(119,000)	432,863
2036	823,997	183,375	71	331,438	28.92	(130,432)	439,025
2037	859,098	174,920	74	329,952	28.88	(123,528)	477,762
2038	876,072	179,778	76	329,433	28.84	(126,462)	493,331

Portfolio Name:	Retirements 8
Scenario	Challenged Economy

Year	Portfolio Generation Cost (\$000s)	Resource Cost - without FOM (\$000s)	Resource Cost - without FOM (\$/MWh)	Contract Purchases Cost (\$000s)	Contract Purchases Cost (\$/MWh)	Market Sales Cost (\$000s)	Market Purchases Cost (\$000s)
2018	430,112	346,895	26	35,800	87.51	(37,773)	85,190
2019	413,495	320,180	25	56,122	103.46	(36,353)	72,546
2020	299,124	354,772	27	58,408	87.43	(136,658)	23,303
2021	286,455	352,712	28	135,808	36.77	(211,249)	9,184
2022	267,634	366,540	28	165,097	35.51	(272,774)	8,770
2023	306,814	208,620	28	372,691	34.00	(305,180)	30,692
2024	336,702	75,363	28	368,332	33.59	(158,042)	49,057
2025	337,117	81,204	27	365,251	33.26	(157,420)	48,691
2026	334,720	84,143	28	365,436	33.01	(163,916)	49,067
2027	334,544	73,690	28	365,725	32.79	(160,060)	55,198
2028	315,147	85,772	29	347,899	30.89	(169,508)	51,494
2029	307,582	76,855	29	342,059	30.41	(168,600)	57,277
2030	307,524	83,894	30	337,704	29.94	(170,494)	56,429
2031	301,631	89,015	31	337,265	29.72	(179,614)	54,974
2032	296,795	98,074	32	336,811	29.43	(183,943)	54,863
2033	294,168	82,671	32	335,642	29.21	(183,565)	59,430
2034	293,577	93,756	33	333,809	29.09	(190,609)	56,630
2035	296,994	86,807	34	332,819	28.04	(187,388)	63,973
2036	293,693	97,614	34	331,438	28.92	(186,498)	69,149
2037	295,507	95,117	35	329,952	28.88	(194,816)	65,263
2038	293,609	97,593	35	329,433	28.84	(198,876)	65,468

Portfolio Name:	Retirements 8
Scenario	Booming Economy/ Abundant Natural Gas

Year	Portfolio Generation Cost (\$000s)	Resource Cost - without FOM (\$000s)	Resource Cost - without FOM (\$/MWh)	Contract Purchases Cost (\$000s)	Contract Purchases Cost (\$/MWh)	Market Sales Cost (\$000s)	Market Purchases Cost (\$000s)
2018	450,029	347,922	26	35,800	87.51	(30,990)	97,297
2019	437,373	316,021	25	56,122	103.46	(24,021)	89,251
2020	438,463	336,702	26	58,408	87.43	(35,977)	80,330
2021	436,051	323,257	25	135,808	36.77	(72,826)	49,812
2022	432,547	331,183	26	165,097	35.51	(104,509)	40,776
2023	482,790	191,497	25	372,691	34.00	(161,926)	80,538
2024	507,207	68,495	20	368,332	33.59	(61,201)	131,590
2025	513,271	74,119	21	365,251	33.26	(60,032)	133,942
2026	546,736	86,070	26	365,436	33.01	(71,252)	166,492
2027	558,453	82,899	28	365,725	32.79	(67,927)	177,767
2028	552,645	94,299	28	347,899	30.89	(71,589)	182,045
2029	558,384	84,906	29	342,059	30.41	(67,965)	199,393
2030	573,718	92,063	30	337,704	29.94	(65,697)	209,657
2031	583,745	99,291	33	337,265	29.72	(71,029)	213,227
2032	594,697	99,997	33	336,811	29.43	(71,665)	229,563
2033	611,506	97,484	34	335,642	29.21	(69,903)	248,292
2034	624,842	110,837	36	333,809	29.09	(70,009)	250,214
2035	648,682	105,852	37	332,819	28.04	(67,647)	277,666
2036	666,425	116,780	38	331,438	28.92	(68,564)	286,781
2037	687,498	116,034	40	329,952	28.88	(64,243)	305,764
2038	703,569	120,229	41	329,433	28.84	(63,946)	317,862

Redacted

Redacted

Redacted

Redacted

Redacted

Redacted

Redacted

Redacted

Redacted

Redacted

Redacted

Redacted

Redacted

Redacted

Redacted

Redacted

Redacted

Redacted

Redacted

Redacted

Attachment 3-A

Portfolio Summary

Component	Description
Portfolio Generation Cost	The total variable costs associated with operating the portfolio, including fuel, emissions, VOM, contract (PPA) costs, and net market purchases from the MISO energy market
Resource Cost	The sum of all variable costs associated with owned generating assets, including fuel, emissions, and VOM
Contract Purchases Cost	The sum of all contract or PPA costs plus costs associated with new DSM programs
Market Sales Cost	Costs associated with energy market sales to MISO
Market Purchases Cost	Costs associated with energy market purchases from MISO

Portfolio Name:	Replacements A
Scenario	Base

Year	Portfolio Generation Cost (\$000s)	Resource Cost - without FOM (\$000s)	Resource Cost - without FOM (\$/MWh)	Contract Purchases Cost (\$000s)	Contract Purchases Cost (\$/MWh)	Market Sales Cost (\$000s)	Market Purchases Cost (\$000s)
2018	441,497	346,820	26	35,800	87.51	(33,060)	91,937
2019	442,918	315,337	24	55,788	102.91	(21,348)	93,140
2020	470,389	354,413	27	55,217	81.19	(33,376)	81,137
2021	493,189	353,571	28	62,403	75.69	(34,131)	111,345
2022	482,864	372,184	29	59,565	63.78	(49,603)	100,718
2023	561,752	248,613	29	196,980	53.28	(30,826)	146,987
2024	627,865	169,154	26	306,157	52.47	(9,568)	162,122
2025	651,946	165,139	29	312,124	52.60	(7,179)	181,861
2026	751,297	213,633	30	351,244	55.25	(10,630)	197,049
2027	771,377	221,838	30	343,618	57.15	(10,840)	216,670
2028	753,113	138,119	32	348,993	53.78	(4,288)	270,289
2029	703,531	97,008	22	266,687	52.46	(3,682)	343,518
2030	704,868	105,496	21	265,914	52.51	(6,011)	338,471
2031	721,501	110,956	22	277,312	52.94	(6,693)	339,927
2032	736,523	116,071	23	281,061	53.13	(7,978)	347,370
2033	763,707	108,861	23	292,390	52.48	(7,473)	380,019
2034	788,981	123,449	25	292,557	53.61	(7,589)	380,564
2035	807,233	113,941	24	288,985	55.85	(9,039)	413,346
2036	825,117	132,392	25	303,014	55.91	(11,183)	460,630
2037	856,614	122,111	24	303,326	56.65	(11,449)	442,624
2038	878,387	124,333	25	305,597	57.66	(12,214)	460,071

Portfolio Name:	Replacements A
Scenario	Aggressive Environmental Regulation

Year	Portfolio Generation Cost (\$000s)	Resource Cost - without FOM (\$000s)	Resource Cost - without FOM (\$/MWh)	Contract Purchases Cost (\$000s)	Contract Purchases Cost (\$/MWh)	Market Sales Cost (\$000s)	Market Purchases Cost (\$000s)
2018	432,997	342,400	25	35,800	87.51	(35,205)	90,004
2019	458,431	328,692	25	55,788	102.91	(22,196)	96,149
2020	483,843	370,267	28	58,217	87.19	(38,343)	93,702
2021	507,712	360,083	29	62,403	75.69	(38,170)	114,426
2022	485,812	374,025	29	59,565	63.78	(60,403)	102,624
2023	571,765	251,896	29	197,986	55.08	(31,846)	153,740
2024	645,615	169,738	29	306,519	55.24	(8,183)	173,550
2025	675,156	161,510	30	312,394	55.90	(6,882)	208,133
2026	912,519	278,075	30	398,730	63.01	(12,208)	248,921
2027	944,608	289,010	33	387,894	65.51	(12,492)	289,286
2028	924,296	174,888	41	400,587	62.95	(4,764)	353,538
2029	871,881	124,502	28	308,477	61.55	(4,647)	443,549
2030	883,627	134,880	28	309,124	62.29	(6,076)	447,919
2031	913,482	139,825	29	324,013	63.37	(8,523)	458,168
2032	943,713	151,734	31	334,325	64.04	(10,017)	467,671
2033	980,375	144,061	31	340,545	63.83	(9,813)	515,583
2034	1,038,373	167,203	34	357,224	66.02	(10,107)	528,404
2035	1,074,271	156,372	33	353,840	68.93	(12,078)	577,037
2036	1,109,373	183,345	35	381,100	70.32	(16,749)	565,646
2037	1,172,215	174,920	35	381,237	72.10	(16,377)	626,636
2038	1,205,768	179,778	36	390,991	73.53	(17,241)	652,240

Portfolio Name:	Replacements A
Scenario	Challenged Economy

Year	Portfolio Generation Cost (\$000s)	Resource Cost - without FOM (\$000s)	Resource Cost - without FOM (\$/MWh)	Contract Purchases Cost (\$000s)	Contract Purchases Cost (\$/MWh)	Market Sales Cost (\$000s)	Market Purchases Cost (\$000s)
2018	430,112	346,895	26	35,800	87.51	(37,773)	85,190
2019	413,172	320,180	25	55,788	102.91	(35,348)	72,551
2020	298,945	354,272	27	58,217	87.19	(38,850)	23,305
2021	304,018	352,712	28	62,403	75.69	(142,010)	30,913
2022	292,455	366,540	28	59,565	63.78	(173,891)	30,240
2023	350,048	242,791	29	194,755	51.05	(135,898)	48,399
2024	399,085	167,059	27	303,966	49.27	(122,878)	50,937
2025	412,794	163,527	29	313,558	48.84	(114,854)	50,563
2026	412,527	168,491	29	315,641	49.82	(122,471)	51,667
2027	416,012	171,408	30	308,255	50.21	(125,833)	62,181
2028	392,138	107,817	24	308,344	46.35	(83,105)	68,082
2029	337,883	78,655	17	235,250	45.14	(60,653)	85,410
2030	325,525	83,894	16	232,133	44.79	(70,508)	80,005
2031	324,052	89,015	17	242,456	44.35	(81,696)	74,278
2032	323,384	89,074	17	240,495	44.21	(86,039)	70,855
2033	327,594	82,671	17	239,193	43.39	(83,434)	89,164
2034	334,816	93,756	18	249,740	43.61	(89,006)	80,325
2035	333,688	88,607	17	244,832	45.11	(89,185)	91,655
2036	330,176	97,614	18	250,697	44.54	(102,471)	84,336
2037	341,190	85,117	18	252,548	44.78	(100,898)	94,223
2038	345,261	97,583	18	252,650	45.37	(102,836)	97,956

Portfolio Name:	Replacements A
Scenario	Scoring Economy Abundant Natural Gas

Year	Portfolio Generation Cost (\$000s)	Resource Cost - without FOM (\$000s)	Resource Cost - without FOM (\$/MWh)	Contract Purchases Cost (\$000s)	Contract Purchases Cost (\$/MWh)	Market Sales Cost (\$000s)	Market Purchases Cost (\$000s)
2018	450,029	347,922	26	35,800	87.51	(30,990)	97,297
2019	437,049	316,021	25	55,788	102.91	(24,017)	89,257
2020	436,263	336,701	27	58,217	87.19	(36,979)	86,337
2021	443,529	325,297	25	62,403	75.69	(33,545)	91,514
2022	433,204	331,184	26	59,565	63.78	(42,715)	85,170
2023	481,623	223,569	29	186,550	44.62	(29,577)	107,081
2024	533,141	154,705	24	289,226	42.60	(10,703)	99,883
2025	547,690	151,338	24	298,485	41.43	(8,214)	106,081
2026	632,690	189,422	32	315,564	44.49	(8,981)	136,696
2027	653,170	202,713	33	314,194	45.44	(9,043)	145,246
2028	623,477	122,093	25	314,205	42.63	(3,965)	191,145
2029	585,016	84,908	17	239,629	42.24	(2,744)	263,225
2030	591,566	82,063	17	231,149	42.49	(4,588)	266,411
2031	610,180	99,291	18	247,341	42.62	(5,178)	268,726
2032	631,129	99,997	18	248,731	42.93	(5,530)	287,931
2033	653,132	97,464	19	253,944	42.57	(4,700)	312,404
2034	681,646	110,837	20	263,282	43.25	(4,654)	312,180
2035	707,768	106,852	20	261,529	44.94	(5,792)	346,178
2036	728,411	116,780	21	265,176	45.15	(7,860)	364,434
2037	761,384	116,034	21	268,823	45.77	(6,661)	383,198
2038	786,685	120,229	22	271,883	46.73	(6,600)	401,174

Attachment 3-A

Portfolio Summary

Component	Description
Portfolio Generation Cost	The total variable costs associated with operating the portfolio, including fuel, emissions, VOM, contract (PPA) costs, and net market purchases from the MISO energy market
Resource Cost	The sum of all variable costs associated with owned generating assets, including fuel, emissions, and VOM
Contract Purchases Cost	The sum of all contract or PPA costs plus costs associated with new DSM programs
Market Sales Cost	Costs associated with energy market sales to MISO
Market Purchases Cost	Costs associated with energy market purchases from MISO

Portfolio Name:	Replacements B
Scenario	Base

Year	Portfolio Generation Cost (\$000s)	Resource Cost - without FOM (\$000s)	Resource Cost - without FOM (\$/MWh)	Contract Purchases Cost (\$000s)	Contract Purchases Cost (\$/MWh)	Market Sales Cost (\$000s)	Market Purchases Cost (\$000s)
2018	441,497	346,820	26	35,800	87.51	(33,060)	91,937
2019	442,918	315,337	24	55,788	102.91	(21,348)	93,140
2020	470,389	354,413	27	55,217	87.19	(33,976)	91,137
2021	483,200	353,571	28	106,078	41.25	(51,408)	74,959
2022	457,698	372,184	29	168,540	33.78	(132,224)	49,198
2023	515,788	248,613	29	261,103	35.54	(85,194)	91,207
2024	555,995	169,154	28	307,091	36.11	(21,847)	101,400
2025	570,994	165,139	29	304,779	35.80	(16,515)	117,593
2026	637,326	213,633	38	315,672	36.16	(24,206)	132,028
2027	651,896	221,838	39	315,627	36.13	(26,341)	136,783
2028	616,757	138,119	31	300,339	33.69	(16,692)	194,992
2029	552,963	97,008	21	225,381	28.92	(19,669)	256,235
2030	540,492	105,496	20	221,980	28.24	(31,155)	244,153
2031	547,890	110,956	21	222,608	27.99	(35,202)	249,530
2032	552,604	116,071	22	223,173	27.86	(39,600)	252,961
2033	545,523	105,861	20	220,278	27.07	(46,571)	265,955
2034	549,417	123,449	21	218,800	26.86	(56,688)	263,857
2035	565,635	113,941	21	218,312	26.79	(52,219)	288,601
2036	621,436	132,392	22	177,838	27.20	(45,831)	356,688
2037	649,687	122,113	20	159,202	26.94	(40,269)	408,642
2038	659,843	124,333	20	149,041	27.36	(40,454)	426,324

Portfolio Name:	Replacements B
Scenario	Aggressive Environmental Regulation

Year	Portfolio Generation Cost (\$000s)	Resource Cost - without FOM (\$000s)	Resource Cost - without FOM (\$/MWh)	Contract Purchases Cost (\$000s)	Contract Purchases Cost (\$/MWh)	Market Sales Cost (\$000s)	Market Purchases Cost (\$000s)
2018	432,997	342,400	25	35,800	87.51	(35,205)	90,004
2019	458,431	328,692	25	55,788	102.91	(22,196)	96,149
2020	483,843	370,267	28	58,217	87.19	(38,343)	93,702
2021	485,110	360,083	29	106,078	41.25	(54,884)	77,064
2022	458,390	374,025	29	168,540	33.78	(133,971)	49,796
2023	520,197	291,896	29	261,288	35.48	(88,080)	96,104
2024	564,462	169,738	29	306,369	36.41	(21,259)	109,634
2025	582,477	161,510	30	304,281	36.11	(15,965)	132,654
2026	742,643	276,075	50	325,374	37.40	(28,437)	169,632
2027	765,615	289,017	63	324,687	37.36	(29,762)	181,702
2028	720,856	174,889	41	311,024	35.06	(19,451)	254,399
2029	646,692	124,502	27	225,434	28.86	(24,754)	321,512
2030	638,178	134,980	26	223,041	28.25	(39,284)	320,562
2031	651,334	139,825	27	222,707	28.00	(44,043)	332,846
2032	663,371	151,734	29	223,280	27.67	(50,798)	339,156
2033	694,705	144,061	27	226,276	27.07	(60,403)	360,770
2034	674,146	167,203	29	219,800	26.86	(76,599)	363,445
2035	706,751	155,372	27	218,312	26.79	(69,958)	403,027
2036	802,455	183,315	31	177,838	27.40	(62,518)	503,598
2037	861,168	174,920	29	159,202	26.94	(56,762)	563,630
2038	880,429	179,778	28	149,041	27.36	(56,863)	608,472

Portfolio Name:	Replacements B
Scenario	Challenged Economy

Year	Portfolio Generation Cost (\$000s)	Resource Cost - without FOM (\$000s)	Resource Cost - without FOM (\$/MWh)	Contract Purchases Cost (\$000s)	Contract Purchases Cost (\$/MWh)	Market Sales Cost (\$000s)	Market Purchases Cost (\$000s)
2018	430,112	346,895	26	35,800	87.51	(37,773)	85,190
2019	413,172	320,180	25	55,788	102.91	(35,348)	72,551
2020	298,945	354,272	27	58,217	87.19	(38,850)	29,305
2021	294,162	352,712	28	106,078	41.25	(180,481)	15,852
2022	260,912	366,540	29	168,540	33.78	(282,325)	8,186
2023	311,500	242,791	29	260,477	35.14	(208,255)	16,489
2024	338,870	167,059	27	307,182	35.73	(147,144)	11,774
2025	345,395	163,527	28	305,830	35.36	(139,194)	15,234
2026	343,007	169,491	29	308,065	35.11	(148,533)	14,985
2027	344,602	171,408	30	307,444	35.10	(150,641)	16,292
2028	309,211	107,817	24	291,849	32.55	(120,074)	29,620
2029	245,363	78,655	18	223,375	28.85	(102,855)	45,989
2030	224,962	83,894	15	221,958	28.24	(124,730)	43,842
2031	219,959	89,015	16	222,587	27.99	(133,970)	42,328
2032	214,918	89,074	16	223,150	27.66	(138,899)	42,394
2033	198,178	82,671	15	220,278	27.07	(149,929)	45,159
2034	189,436	93,756	16	218,800	26.86	(165,627)	42,508
2035	192,554	86,607	15	218,312	26.79	(161,287)	48,924
2036	209,174	97,614	16	177,838	27.20	(142,155)	75,879
2037	212,843	85,117	15	159,202	26.94	(137,842)	96,367
2038	207,128	97,593	14	149,041	27.36	(137,757)	98,250

Portfolio Name:	Replacements B
Scenario	Assuming Economy Abundant Natural Gas

Year	Portfolio Generation Cost (\$000s)	Resource Cost - without FOM (\$000s)	Resource Cost - without FOM (\$/MWh)	Contract Purchases Cost (\$000s)	Contract Purchases Cost (\$/MWh)	Market Sales Cost (\$000s)	Market Purchases Cost (\$000s)
2018	450,029	347,922	26	35,800	87.51	(30,990)	97,297
2019	437,049	316,021	25	55,788	102.91	(24,017)	89,257
2020	436,263	336,701	26	58,217	87.19	(36,979)	86,337
2021	439,895	323,257	25	106,078	41.25	(48,819)	59,349
2022	427,158	331,184	26	168,540	33.78	(111,257)	38,691
2023	473,318	223,569	29	255,105	34.45	(75,587)	86,230
2024	503,668	154,705	24	304,665	34.72	(23,554)	67,794
2025	513,488	151,338	24	304,775	34.23	(18,277)	75,653
2026	575,613	189,422	32	309,504	34.52	(21,086)	97,775
2027	592,856	202,713	33	309,895	34.57	(21,759)	109,039
2028	550,742	122,093	25	295,365	32.16	(14,224)	147,510
2029	499,227	84,908	16	225,379	28.85	(16,102)	205,046
2030	493,444	82,853	16	221,959	28.24	(26,201)	205,624
2031	505,228	99,291	17	222,590	27.99	(28,820)	212,269
2032	517,370	99,997	17	223,155	27.86	(29,799)	223,928
2033	517,692	97,464	17	220,278	27.07	(34,789)	235,071
2034	522,223	110,837	18	218,800	26.86	(41,090)	233,678
2035	547,119	106,852	18	218,312	26.79	(36,900)	262,256
2036	605,404	115,780	18	177,838	27.20	(30,465)	331,292
2037	621,380	116,034	18	159,202	26.94	(27,241)	373,386
2038	635,340	120,229	17	149,041	27.36	(25,816)	391,886

Attachment 3-A

Portfolio Summary

Component	Description
Portfolio Generation Cost	The total variable costs associated with operating the portfolio, including fuel, emissions, VOM, contract (PPA) costs, and net market purchases from the MISO energy market
Resource Cost	The sum of all variable costs associated with owned generating assets, including fuel, emissions, and VOM
Contract Purchases Cost	The sum of all contract or PPA costs plus costs associated with new DSM programs
Market Sales Cost	Costs associated with energy market sales to MISO
Market Purchases Cost	Costs associated with energy market purchases from MISO

Portfolio Name:	Replacements C
Scenario	Base

Year	Portfolio Generation Cost (\$000s)	Resource Cost - without FOM (\$000s)	Resource Cost - without FOM (\$/MWh)	Contract Purchases Cost (\$000s)	Contract Purchases Cost (\$/MWh)	Market Sales Cost (\$000s)	Market Purchases Cost (\$000s)
2018	441,497	346,820	26	35,800	87.51	(33,060)	91,937
2019	442,918	315,337	24	55,788	102.91	(21,348)	93,140
2020	470,389	354,413	27	55,217	81.19	(33,976)	91,137
2021	483,200	353,571	28	106,078	41.25	(51,408)	74,959
2022	457,698	372,184	29	168,540	33.78	(132,224)	49,198
2023	505,517	248,613	29	253,575	33.52	(86,620)	91,950
2024	535,778	169,154	28	290,034	33.22	(27,931)	104,523
2025	548,094	165,139	29	286,780	32.71	(23,109)	119,284
2026	609,390	213,633	30	287,364	32.39	(31,957)	140,352
2027	625,391	221,838	30	289,516	32.27	(32,469)	149,506
2028	586,224	138,119	32	270,548	29.75	(26,210)	203,769
2029	564,565	97,008	24	266,084	29.24	(32,620)	234,295
2030	573,012	105,496	25	262,488	28.71	(38,003)	241,033
2031	580,262	110,956	26	262,891	28.49	(40,330)	246,748
2032	584,936	116,071	29	263,325	28.19	(44,772)	250,313
2033	601,135	108,861	27	263,136	27.99	(41,057)	270,195
2034	612,682	123,449	29	261,432	27.80	(43,567)	271,369
2035	625,053	113,941	28	260,764	27.74	(44,864)	293,214
2036	670,808	132,392	29	220,156	28.28	(42,051)	360,293
2037	699,378	122,113	27	201,204	28.15	(36,741)	412,803
2038	709,887	124,333	25	190,862	28.57	(36,806)	430,898

Portfolio Name:	Replacements C
Scenario	Aggressive Environmental Regulation

Year	Portfolio Generation Cost (\$000s)	Resource Cost - without FOM (\$000s)	Resource Cost - without FOM (\$/MWh)	Contract Purchases Cost (\$000s)	Contract Purchases Cost (\$/MWh)	Market Sales Cost (\$000s)	Market Purchases Cost (\$000s)
2018	432,997	342,400	25	35,800	87.51	(35,205)	90,004
2019	458,431	328,692	25	55,788	102.91	(22,198)	96,149
2020	483,843	370,267	28	58,217	87.19	(38,343)	77,024
2021	485,610	360,083	29	106,078	41.25	(54,884)	77,064
2022	458,390	374,025	29	168,540	33.78	(133,871)	49,796
2023	508,945	291,896	29	253,575	33.52	(91,645)	96,130
2024	541,892	169,738	29	290,034	33.22	(27,999)	110,121
2025	556,663	161,510	30	286,780	32.71	(22,776)	131,150
2026	703,829	278,075	30	287,364	32.39	(38,265)	178,658
2027	725,518	289,010	33	289,516	32.27	(39,031)	186,025
2028	677,270	174,888	32	270,548	29.75	(31,425)	263,264
2029	650,600	124,502	41	266,084	29.24	(41,307)	301,322
2030	668,397	134,880	33	262,488	28.71	(45,457)	316,507
2031	681,346	139,825	35	262,891	28.49	(50,472)	329,104
2032	693,282	151,734	37	263,325	28.19	(57,484)	336,709
2033	720,693	144,061	37	263,136	27.99	(53,175)	366,672
2034	748,617	167,203	40	261,432	27.80	(57,753)	373,771
2035	765,576	156,372	39	260,764	27.74	(60,131)	409,572
2036	854,562	183,315	40	220,156	28.28	(57,494)	508,546
2037	913,043	174,920	38	201,204	28.15	(51,686)	588,779
2038	933,871	179,778	36	190,862	28.57	(51,764)	614,995

Portfolio Name:	Replacements C
Scenario	Challenged Economy

Year	Portfolio Generation Cost (\$000s)	Resource Cost - without FOM (\$000s)	Resource Cost - without FOM (\$/MWh)	Contract Purchases Cost (\$000s)	Contract Purchases Cost (\$/MWh)	Market Sales Cost (\$000s)	Market Purchases Cost (\$000s)
2018	430,112	346,895	26	35,800	87.51	(37,773)	85,190
2019	413,172	320,180	25	55,788	102.91	(35,348)	72,551
2020	298,945	354,272	27	55,217	87.19	(38,850)	23,305
2021	294,162	352,712	28	106,078	41.25	(180,481)	15,852
2022	260,912	366,540	28	168,540	33.78	(282,325)	8,196
2023	302,631	242,791	29	253,575	33.52	(209,189)	15,464
2024	321,606	167,059	27	290,034	33.22	(147,205)	11,719
2025	325,936	163,527	28	286,780	32.71	(139,173)	14,802
2026	323,699	168,491	29	287,364	32.39	(147,030)	14,665
2027	325,301	171,408	30	289,516	32.27	(150,585)	14,962
2028	288,911	107,817	34	270,548	29.75	(123,687)	34,234
2029	282,807	78,655	19	266,084	29.24	(126,176)	45,046
2030	258,169	83,894	19	262,488	28.71	(131,209)	43,997
2031	254,100	89,015	20	262,891	28.49	(140,187)	42,383
2032	249,071	89,074	20	263,325	28.19	(144,823)	42,496
2033	248,306	82,671	20	263,136	27.99	(143,222)	45,723
2034	247,525	93,756	21	261,432	27.80	(150,844)	43,182
2035	243,866	86,607	20	260,764	27.74	(152,857)	49,443
2036	256,619	97,614	20	220,156	28.28	(137,001)	78,452
2037	260,388	85,117	19	201,204	28.15	(132,980)	97,048
2038	254,841	97,583	18	190,862	28.57	(132,545)	98,930

Portfolio Name:	Replacements C
Scenario	Softening Economy Abundant Natural Gas

Year	Portfolio Generation Cost (\$000s)	Resource Cost - without FOM (\$000s)	Resource Cost - without FOM (\$/MWh)	Contract Purchases Cost (\$000s)	Contract Purchases Cost (\$/MWh)	Market Sales Cost (\$000s)	Market Purchases Cost (\$000s)
2018	450,029	347,922	26	35,800	87.51	(30,990)	97,297
2019	437,049	316,021	25	55,788	102.91	(24,017)	89,257
2020	436,263	336,701	26	55,217	87.19	(38,979)	86,337
2021	439,865	323,297	25	106,078	41.25	(148,819)	59,349
2022	427,158	331,184	26	168,540	33.78	(111,257)	38,691
2023	463,545	223,569	29	253,575	33.52	(78,603)	70,014
2024	483,375	154,705	24	290,034	33.22	(27,714)	78,291
2025	501,543	151,338	24	286,780	32.71	(22,949)	86,375
2026	560,924	189,422	32	287,364	32.39	(27,182)	111,322
2027	577,448	202,713	33	289,516	32.27	(27,240)	119,700
2028	534,574	122,093	25	270,548	29.75	(21,053)	162,988
2029	515,358	84,306	18	266,084	29.24	(27,879)	192,248
2030	527,227	82,063	18	262,488	28.71	(30,101)	202,779
2031	538,769	99,291	21	262,891	28.49	(33,167)	209,756
2032	550,851	99,997	22	263,325	28.19	(33,792)	221,323
2033	569,024	97,464	22	263,136	27.99	(30,941)	236,246
2034	582,408	110,837	24	261,432	27.80	(31,139)	241,279
2035	599,878	106,852	23	260,764	27.74	(33,452)	266,715
2036	643,753	116,780	23	220,156	28.28	(27,819)	334,638
2037	669,953	116,034	23	201,204	28.15	(24,663)	377,380
2038	684,185	120,229	22	190,862	28.57	(23,120)	396,214

Attachment 3-A

Portfolio Summary

Component	Description
Portfolio Generation Cost	The total variable costs associated with operating the portfolio, including fuel, emissions, VOM, contract (PPA) costs, and net market purchases from the MISO energy market
Resource Cost	The sum of all variable costs associated with owned generating assets, including fuel, emissions, and VOM
Contract Purchases Cost	The sum of all contract or PPA costs plus costs associated with new DSM programs
Market Sales Cost	Costs associated with energy market sales to MISO
Market Purchases Cost	Costs associated with energy market purchases from MISO

Portfolio Name:	Replacements D
Scenario	Base

Year	Portfolio Generation Cost (\$000s)	Resource Cost - without FOM (\$000s)	Resource Cost - without FOM (\$/MWh)	Contract Purchases Cost (\$000s)	Contract Purchases Cost (\$/MWh)	Market Sales Cost (\$000s)	Market Purchases Cost (\$000s)
2018	441,497	346,820	26	35,800	87.51	(33,060)	91,937
2019	442,918	315,337	24	55,788	102.91	(21,348)	93,140
2020	470,389	354,413	27	58,217	91.19	(33,376)	91,137
2021	493,189	353,571	28	62,403	75.69	(34,131)	111,345
2022	482,864	372,184	29	59,565	63.78	(49,603)	100,718
2023	520,867	294,723	28	159,598	52.13	(44,814)	120,161
2024	557,813	258,987	28	221,449	50.24	(44,411)	121,797
2025	584,660	262,122	29	227,036	50.05	(37,309)	132,810
2026	674,456	332,637	36	253,570	52.48	(52,084)	140,134
2027	692,273	334,564	39	247,892	53.62	(54,409)	154,228
2028	668,349	265,260	33	246,835	49.17	(51,567)	187,822
2029	653,771	219,606	31	235,426	49.42	(23,546)	222,295
2030	675,641	227,299	32	234,144	49.26	(21,951)	236,179
2031	691,194	244,461	34	244,349	49.68	(26,639)	229,022
2032	706,459	250,551	35	247,353	49.72	(30,910)	239,465
2033	734,838	242,563	35	248,396	49.03	(28,300)	272,198
2034	765,606	268,013	37	257,987	50.22	(30,334)	269,940
2035	783,016	254,817	37	254,858	52.22	(29,496)	302,836
2036	795,228	297,131	38	263,244	56.39	(41,293)	295,410
2037	837,568	277,587	39	267,489	53.00	(36,929)	329,420
2038	860,923	281,952	40	269,576	53.92	(37,914)	347,310

Portfolio Name:	Replacements D
Scenario	Aggressive Environmental Regulation

Year	Portfolio Generation Cost (\$000s)	Resource Cost - without FOM (\$000s)	Resource Cost - without FOM (\$/MWh)	Contract Purchases Cost (\$000s)	Contract Purchases Cost (\$/MWh)	Market Sales Cost (\$000s)	Market Purchases Cost (\$000s)
2018	432,997	342,400	25	35,800	87.51	(35,205)	90,004
2019	458,431	328,692	25	55,788	102.91	(22,196)	96,149
2020	483,843	370,267	28	58,217	87.19	(38,343)	93,702
2021	507,712	360,083	29	62,403	75.69	(38,170)	114,426
2022	485,812	374,025	29	59,565	63.78	(60,403)	102,624
2023	530,953	296,128	28	151,345	53.71	(45,935)	126,414
2024	576,282	260,033	29	222,435	52.99	(43,753)	136,667
2025	608,993	258,545	30	227,734	52.94	(35,490)	158,203
2026	827,096	423,132	47	288,154	59.57	(61,770)	177,582
2027	857,080	428,511	50	279,995	61.12	(64,626)	212,400
2028	829,804	334,921	43	264,092	57.44	(57,503)	245,293
2029	816,003	278,508	40	273,458	58.21	(29,601)	293,637
2030	853,730	291,487	42	273,469	58.71	(27,429)	318,203
2031	881,501	308,830	44	286,851	58.71	(33,710)	319,530
2032	911,683	328,577	46	295,828	60.23	(38,723)	327,001
2033	959,900	323,736	47	301,311	59.67	(38,779)	371,571
2034	1,014,540	362,137	51	316,838	62.19	(40,173)	375,738
2035	1,046,839	350,272	52	313,972	64.81	(39,610)	422,206
2036	1,082,885	388,465	54	338,398	66.30	(36,262)	462,293
2037	1,151,465	395,502	56	343,356	67.93	(52,199)	454,306
2038	1,187,039	404,829	57	347,290	69.25	(53,249)	488,168

Portfolio Name:	Replacements D
Scenario	Challenged Economy

Year	Portfolio Generation Cost (\$000s)	Resource Cost - without FOM (\$000s)	Resource Cost - without FOM (\$/MWh)	Contract Purchases Cost (\$000s)	Contract Purchases Cost (\$/MWh)	Market Sales Cost (\$000s)	Market Purchases Cost (\$000s)
2018	430,112	346,895	26	35,800	87.51	(37,773)	85,190
2019	413,172	320,180	25	55,788	102.91	(35,348)	72,551
2020	298,945	354,272	27	58,217	87.19	(38,850)	23,305
2021	304,018	352,712	28	62,403	75.69	(142,010)	30,913
2022	293,455	366,540	28	59,565	63.78	(173,891)	30,240
2023	308,896	297,681	27	149,143	50.13	(173,989)	45,270
2024	327,895	255,673	27	219,372	47.40	(192,564)	45,415
2025	343,846	261,911	27	227,393	46.59	(185,920)	40,471
2026	341,656	264,426	29	229,270	46.63	(197,031)	46,191
2027	343,697	262,995	29	223,240	47.30	(197,849)	56,310
2028	314,835	210,205	26	217,561	42.47	(170,619)	57,688
2029	292,813	173,801	23	208,817	42.38	(137,655)	69,901
2030	296,131	180,509	24	203,401	41.86	(158,319)	70,540
2031	293,674	192,905	25	212,628	41.48	(174,399)	62,540
2032	293,110	190,517	25	210,436	41.17	(179,265)	71,422
2033	297,712	183,293	26	209,074	40.31	(174,733)	80,079
2034	308,230	206,275	26	219,021	40.69	(185,869)	69,603
2035	306,876	183,582	27	214,493	42.01	(183,007)	81,808
2036	302,846	209,496	27	219,722	41.50	(203,154)	78,781
2037	316,689	208,848	27	221,277	41.69	(198,487)	85,031
2038	321,890	212,034	28	221,390	42.22	(202,161)	90,628

Portfolio Name:	Replacements D
Scenario	Softening Economy Abundant Natural Gas

Year	Portfolio Generation Cost (\$000s)	Resource Cost - without FOM (\$000s)	Resource Cost - without FOM (\$/MWh)	Contract Purchases Cost (\$000s)	Contract Purchases Cost (\$/MWh)	Market Sales Cost (\$000s)	Market Purchases Cost (\$000s)
2018	450,029	347,922	26	35,800	87.51	(30,990)	97,297
2019	437,049	316,021	25	55,788	102.91	(24,071)	89,257
2020	436,283	336,701	26	58,217	87.19	(36,979)	80,337
2021	443,529	325,257	25	62,403	75.69	(33,645)	91,514
2022	433,204	331,184	26	59,565	63.78	(42,715)	85,170
2023	446,884	263,719	24	143,145	44.53	(42,860)	83,029
2024	462,365	233,933	22	208,247	41.41	(44,790)	69,304
2025	478,598	236,928	23	214,826	40.20	(37,139)	64,183
2026	558,144	289,011	29	226,891	42.87	(43,438)	85,680
2027	577,012	307,700	30	228,496	43.22	(44,325)	94,110
2028	542,328	230,867	28	219,697	39.39	(26,467)	118,232
2029	531,115	180,052	23	210,801	39.77	(19,787)	150,049
2030	555,083	198,312	25	207,866	39.83	(18,133)	166,837
2031	570,789	212,635	28	217,074	39.96	(21,462)	162,542
2032	592,485	217,398	27	217,931	40.11	(21,806)	178,962
2033	620,660	218,297	27	222,498	39.74	(19,808)	195,474
2034	647,341	240,610	29	231,345	40.51	(20,443)	196,830
2035	672,513	236,368	30	229,872	42.04	(20,840)	227,114
2036	693,410	240,900	30	233,809	42.21	(26,337)	238,847
2037	730,423	256,638	31	238,089	42.78	(24,221)	261,917
2038	757,547	262,336	32	238,893	43.66	(23,439)	279,757

Attachment 3-A

Portfolio Summary

Component	Description
Portfolio Generation Cost	The total variable costs associated with operating the portfolio, including fuel, emissions, VOM, contract (PPA) costs, and net market purchases from the MISO energy market
Resource Cost	The sum of all variable costs associated with owned generating assets, including fuel, emissions, and VOM
Contract Purchases Cost	The sum of all contract or PPA costs plus costs associated with new DSM programs
Market Sales Cost	Costs associated with energy market sales to MISO
Market Purchases Cost	Costs associated with energy market purchases from MISO

Portfolio Name:	Replacements E
Scenario	Base

Year	Portfolio Generation Cost (\$000s)	Resource Cost - without FOM (\$000s)	Resource Cost - without FOM (\$/MWh)	Contract Purchases Cost (\$000s)	Contract Purchases Cost (\$/MWh)	Market Sales Cost (\$000s)	Market Purchases Cost (\$000s)
2018	441,497	346,820	26	35,800	87.51	(33,060)	91,937
2019	442,918	315,337	25	55,788	102.91	(21,348)	93,140
2020	437,514	354,413	25	55,217	87.19	(48,085)	72,368
2021	419,470	353,571	24	87,565	48.39	(78,882)	57,015
2022	396,793	372,184	24	106,404	38.44	(130,810)	48,815
2023	389,303	294,723	22	127,236	36.00	(86,974)	65,218
2024	385,743	258,987	20	135,268	34.06	(75,042)	65,531
2025	404,404	262,122	21	133,630	33.15	(66,243)	74,894
2026	460,477	332,637	27	134,693	32.50	(66,512)	81,298
2027	472,697	334,564	27	135,853	31.94	(80,469)	92,738
2028	437,527	265,260	24	118,341	27.08	(72,907)	126,833
2029	420,459	219,606	21	113,926	25.89	(68,016)	154,941
2030	435,093	227,299	22	110,268	24.78	(65,836)	163,191
2031	442,181	244,461	23	110,710	24.36	(75,501)	162,510
2032	447,836	250,551	24	110,585	23.77	(81,081)	167,781
2033	465,568	242,553	24	110,832	23.40	(75,993)	189,175
2034	485,043	268,013	26	109,871	23.14	(80,751)	187,910
2035	495,362	254,817	25	109,578	23.05	(79,248)	210,215
2036	520,541	297,131	27	108,533	22.79	(84,869)	199,745
2037	526,661	277,587	25	108,467	22.73	(88,298)	228,906
2038	541,068	281,952	27	108,644	22.68	(88,888)	239,341

Portfolio Name:	Replacements E
Scenario	Aggressive Environmental Regulation

Year	Portfolio Generation Cost (\$000s)	Resource Cost - without FOM (\$000s)	Resource Cost - without FOM (\$/MWh)	Contract Purchases Cost (\$000s)	Contract Purchases Cost (\$/MWh)	Market Sales Cost (\$000s)	Market Purchases Cost (\$000s)
2018	432,997	342,400	25	35,800	87.51	(35,205)	90,004
2019	458,431	328,692	25	55,788	102.91	(22,198)	96,149
2020	447,730	370,267	25	55,217	87.19	(55,853)	76,098
2021	423,180	360,053	24	87,565	48.39	(83,043)	58,603
2022	397,541	374,025	22	106,404	38.44	(132,362)	49,472
2023	394,059	296,128	22	127,236	36.00	(101,936)	69,632
2024	395,102	260,933	21	135,268	34.06	(74,577)	72,477
2025	417,243	258,545	22	133,630	33.15	(63,879)	88,946
2026	556,649	423,132	34	134,693	32.50	(106,459)	105,283
2027	574,714	428,511	36	135,853	31.94	(109,026)	121,076
2028	532,068	334,921	30	118,341	27.08	(88,232)	167,037
2029	511,333	278,508	27	113,926	25.89	(85,027)	203,926
2030	537,285	291,487	28	110,268	24.78	(82,823)	218,332
2031	549,691	308,830	30	110,710	24.36	(84,059)	224,210
2032	563,072	328,577	32	110,585	23.77	(104,374)	228,284
2033	594,206	323,736	32	110,832	23.40	(98,469)	250,917
2034	626,751	362,137	35	109,871	23.14	(106,847)	261,591
2035	645,768	350,272	36	109,578	23.05	(106,559)	292,478
2036	660,976	386,465	38	108,533	22.79	(129,142)	283,120
2037	705,460	385,502	38	108,467	22.73	(122,950)	326,481
2038	727,265	404,829	39	108,644	22.68	(124,205)	337,996

Portfolio Name:	Replacements E
Scenario	Challenged Economy

Year	Portfolio Generation Cost (\$000s)	Resource Cost - without FOM (\$000s)	Resource Cost - without FOM (\$/MWh)	Contract Purchases Cost (\$000s)	Contract Purchases Cost (\$/MWh)	Market Sales Cost (\$000s)	Market Purchases Cost (\$000s)
2018	430,112	346,895	26	35,800	87.51	(37,773)	85,190
2019	413,172	320,180	25	55,788	102.91	(35,348)	72,551
2020	285,065	354,272	24	55,217	87.19	(162,531)	16,106
2021	230,507	352,712	24	87,565	48.39	(217,735)	7,965
2022	199,909	366,540	24	106,404	38.44	(280,832)	7,797
2023	184,553	287,681	21	127,236	36.00	(245,969)	14,685
2024	167,229	255,673	20	135,268	34.06	(234,038)	10,325
2025	176,781	261,911	20	133,630	33.15	(229,139)	10,378
2026	172,631	264,426	21	134,693	32.50	(238,424)	13,636
2027	172,429	262,995	21	135,853	31.94	(240,269)	13,849
2028	137,041	210,205	18	118,341	27.08	(212,468)	20,962
2029	114,623	173,801	18	113,926	25.89	(200,960)	27,876
2030	115,110	180,509	17	110,268	24.78	(202,817)	27,150
2031	109,485	182,905	17	110,710	24.36	(219,385)	25,256
2032	104,737	180,517	18	110,585	23.77	(224,801)	28,236
2033	105,283	183,293	17	110,832	23.40	(218,768)	29,925
2034	108,661	205,275	19	109,871	23.14	(232,529)	26,045
2035	105,097	183,882	18	109,578	23.05	(230,044)	31,942
2036	96,729	209,496	19	108,533	22.79	(250,740)	29,440
2037	103,897	208,848	19	108,467	22.73	(246,893)	33,275
2038	104,546	212,034	19	108,644	22.68	(251,746)	35,616

Portfolio Name:	Replacements E
Scenario	Softening Economy Abundant Natural Gas

Year	Portfolio Generation Cost (\$000s)	Resource Cost - without FOM (\$000s)	Resource Cost - without FOM (\$/MWh)	Contract Purchases Cost (\$000s)	Contract Purchases Cost (\$/MWh)	Market Sales Cost (\$000s)	Market Purchases Cost (\$000s)
2018	450,029	347,922	26	35,800	87.51	(30,990)	97,297
2019	437,049	316,021	25	55,788	102.91	(24,071)	89,257
2020	407,294	336,701	24	55,217	87.19	(50,622)	63,988
2021	385,103	324,297	25	87,565	48.39	(73,327)	43,608
2022	365,885	331,184	22	106,404	38.44	(109,882)	38,278
2023	345,583	263,719	19	127,236	36.00	(89,499)	44,137
2024	332,067	233,813	17	135,268	34.06	(73,413)	38,618
2025	344,217	236,928	17	133,630	33.15	(64,520)	38,178
2026	399,632	289,011	22	134,693	32.50	(76,192)	52,120
2027	415,297	307,700	23	135,853	31.94	(77,240)	56,023
2028	373,104	230,867	19	118,341	27.08	(62,172)	86,067
2029	358,639	180,052	17	113,926	25.89	(59,411)	114,071
2030	373,893	198,312	17	110,268	24.78	(56,702)	124,015
2031	385,294	212,635	19	110,710	24.36	(63,367)	125,316
2032	398,725	217,398	19	110,585	23.77	(63,683)	134,425
2033	418,446	219,297	19	110,832	23.40	(69,568)	149,893
2034	436,884	240,610	21	109,871	23.14	(62,497)	148,900
2035	454,289	236,358	21	109,578	23.05	(63,306)	171,650
2036	467,539	249,900	22	108,533	22.79	(70,266)	179,611
2037	494,288	256,638	23	108,467	22.73	(68,844)	196,026
2038	514,011	262,336	23	108,644	22.68	(65,819)	208,850

Attachment 3-A

Portfolio Summary

Component	Description
Portfolio Generation Cost	The total variable costs associated with operating the portfolio, including fuel, emissions, VOM, contract (PPA) costs, and net market purchases from the MISO energy market
Resource Cost	The sum of all variable costs associated with owned generating assets, including fuel, emissions, and VOM
Contract Purchases Cost	The sum of all contract or PPA costs plus costs associated with new DSM programs
Market Sales Cost	Costs associated with energy market sales to MISO
Market Purchases Cost	Costs associated with energy market purchases from MISO

Portfolio Name:	Replacements F
Scenario	Base

Year	Portfolio Generation Cost (\$000s)	Resource Cost - without FOM (\$000s)	Resource Cost - without FOM (\$/MWh)	Contract Purchases Cost (\$000s)	Contract Purchases Cost (\$/MWh)	Market Sales Cost (\$000s)	Market Purchases Cost (\$000s)
2018	441,497	346,820	26	35,800	87.51	(33,060)	91,937
2019	442,918	315,337	25	55,788	102.91	(21,348)	93,140
2020	437,514	354,413	25	55,217	87.19	(48,085)	72,368
2021	419,470	353,571	24	87,565	48.39	(78,882)	57,015
2022	396,793	372,184	24	106,404	38.44	(130,810)	48,815
2023	381,629	248,613	20	155,582	35.05	(109,214)	85,649
2024	369,999	169,154	16	181,875	33.33	(61,275)	100,246
2025	382,898	165,139	16	179,904	32.68	(74,221)	112,077
2026	433,472	213,633	21	180,732	32.21	(84,389)	135,435
2027	444,285	221,838	22	181,658	31.80	(86,426)	136,223
2028	406,802	138,119	15	164,010	28.15	(80,348)	195,022
2029	392,563	97,008	12	159,285	27.25	(86,033)	232,322
2030	404,789	105,496	12	155,421	26.40	(86,426)	239,398
2031	410,036	110,955	13	155,628	26.04	(103,010)	246,463
2032	412,519	116,071	14	155,363	25.56	(109,065)	250,150
2033	427,304	108,861	13	155,283	25.24	(107,960)	270,240
2034	438,624	123,449	15	154,088	25.03	(111,479)	272,565
2035	445,578	113,941	14	153,608	24.95	(112,732)	293,758
2036	451,159	132,392	15	152,422	24.74	(126,837)	292,983
2037	469,995	122,113	15	152,029	24.68	(120,482)	316,346
2038	481,068	124,333	15	152,020	24.63	(121,675)	325,791

Portfolio Name:	Replacements F
Scenario	Aggressive Environmental Regulation

Year	Portfolio Generation Cost (\$000s)	Resource Cost - without FOM (\$000s)	Resource Cost - without FOM (\$/MWh)	Contract Purchases Cost (\$000s)	Contract Purchases Cost (\$/MWh)	Market Sales Cost (\$000s)	Market Purchases Cost (\$000s)
2018	432,997	342,400	25	35,800	87.51	(35,205)	90,004
2019	458,431	328,692	25	55,788	102.91	(22,198)	96,149
2020	447,730	370,287	25	55,217	87.19	(55,853)	76,098
2021	423,180	360,083	24	87,565	48.39	(83,043)	58,605
2022	397,541	374,025	25	106,404	38.44	(132,362)	49,472
2023	384,335	251,896	20	155,582	35.05	(111,455)	88,323
2024	374,211	169,738	16	181,875	33.33	(82,168)	104,786
2025	389,087	161,510	16	179,904	32.68	(74,383)	122,056
2026	511,374	276,075	27	180,732	32.21	(115,175)	169,742
2027	529,014	289,019	29	181,658	31.80	(116,897)	175,042
2028	478,858	174,889	20	164,010	28.15	(111,481)	251,443
2029	460,418	124,502	15	159,285	27.25	(121,838)	298,288
2030	482,107	134,880	16	155,421	26.40	(121,819)	313,641
2031	491,870	139,825	17	155,628	26.04	(131,123)	327,540
2032	500,487	151,734	18	155,363	25.56	(141,636)	335,027
2033	525,422	146,061	16	155,283	25.24	(140,951)	366,139
2034	547,623	167,203	20	154,088	25.03	(149,021)	375,253
2035	566,508	156,372	19	153,608	24.95	(152,419)	409,946
2036	578,436	183,345	21	152,422	24.74	(175,463)	414,098
2037	609,869	174,920	21	152,029	24.68	(168,085)	451,005
2038	626,890	179,778	21	152,020	24.63	(170,518)	468,601

Portfolio Name:	Replacements F
Scenario	Challenged Economy

Year	Portfolio Generation Cost (\$000s)	Resource Cost - without FOM (\$000s)	Resource Cost - without FOM (\$/MWh)	Contract Purchases Cost (\$000s)	Contract Purchases Cost (\$/MWh)	Market Sales Cost (\$000s)	Market Purchases Cost (\$000s)
2018	430,112	346,895	26	35,800	87.51	(37,773)	85,190
2019	413,172	320,180	25	55,788	102.91	(35,348)	72,551
2020	285,065	354,272	24	55,217	87.19	(162,531)	16,106
2021	230,507	352,712	24	87,565	48.39	(217,735)	7,965
2022	199,909	366,540	24	106,404	38.44	(280,832)	7,797
2023	179,804	242,791	20	155,582	35.05	(258,954)	16,606
2024	158,125	167,059	15	181,875	33.33	(204,640)	13,832
2025	163,238	163,527	16	179,904	32.68	(197,139)	16,945
2026	160,133	168,491	16	180,732	32.21	(206,271)	17,162
2027	158,743	171,408	16	181,658	31.80	(210,365)	17,040
2028	123,852	107,817	12	164,010	28.15	(187,483)	39,208
2029	104,083	78,655	9	159,285	27.25	(194,941)	52,303
2030	103,952	83,894	10	155,421	26.40	(188,636)	51,273
2031	98,015	89,015	10	155,628	26.04	(196,543)	49,915
2032	91,641	89,074	10	155,363	25.56	(201,577)	49,881
2033	90,408	82,671	10	155,283	25.24	(201,709)	54,163
2034	89,804	93,756	11	154,088	25.03	(209,414)	51,374
2035	86,660	86,607	10	153,608	24.95	(211,911)	58,296
2036	77,853	97,614	11	152,422	24.74	(226,711)	54,529
2037	80,893	95,117	11	152,029	24.68	(225,887)	59,433
2038	79,574	97,993	11	152,020	24.63	(229,696)	59,657

Portfolio Name:	Replacements F
Scenario	Softening Economy Abundant Natural Gas

Year	Portfolio Generation Cost (\$000s)	Resource Cost - without FOM (\$000s)	Resource Cost - without FOM (\$/MWh)	Contract Purchases Cost (\$000s)	Contract Purchases Cost (\$/MWh)	Market Sales Cost (\$000s)	Market Purchases Cost (\$000s)
2018	450,029	347,922	26	35,800	87.51	(30,990)	97,297
2019	437,049	316,021	25	55,788	102.91	(24,017)	89,257
2020	407,294	336,701	24	55,217	87.19	(50,622)	64,989
2021	385,103	325,297	25	87,565	48.39	(73,327)	43,608
2022	365,895	331,184	22	106,404	38.44	(109,882)	38,278
2023	349,213	223,569	18	155,582	35.05	(86,255)	86,318
2024	336,913	154,705	14	181,875	33.33	(73,540)	138,814
2025	346,108	151,338	14	179,904	32.68	(67,276)	82,142
2026	395,843	189,422	18	180,732	32.21	(80,075)	105,764
2027	410,461	202,713	19	181,658	31.80	(89,448)	106,477
2028	367,236	122,093	13	164,010	28.15	(74,888)	156,021
2029	353,885	84,308	10	159,285	27.25	(79,332)	189,626
2030	365,789	82,863	10	155,421	26.40	(77,786)	199,081
2031	378,059	99,291	11	155,628	26.04	(84,151)	207,291
2032	388,069	99,997	11	155,363	25.56	(85,170)	217,878
2033	404,701	97,464	11	155,283	25.24	(84,176)	236,109
2034	417,835	110,837	12	154,088	25.03	(84,831)	237,741
2035	434,406	108,852	12	153,608	24.95	(87,736)	262,684
2036	445,136	116,780	13	152,422	24.74	(89,298)	282,232
2037	466,023	116,034	13	152,029	24.68	(88,532)	287,492
2038	482,464	120,229	13	152,020	24.63	(88,376)	298,592

Redacted

Redacted

Redacted

Redacted

Redacted

Redacted

Redacted

Redacted

Redacted

Redacted

Redacted

Redacted

Redacted

Redacted

Redacted

Redacted

Redacted

Redacted

Redacted

Redacted

Redacted

Redacted

Redacted

Redacted

Redacted

Redacted

Redacted

Redacted

Redacted

Redacted